



King County

Department of Judicial Administration
Catherine Cornwall
Director and Superior Court Clerk
(206) 296-9300 (206) 296-0100 TTY/TDD

King County Superior Court

Quarterly Statistical Report

First Quarter 2024

Department of Judicial Administration
Prepared by: Shiquan Liao, Ph.D., Statistician

April 15, 2024

Report #: QTR-2024-Q1

Seattle Courthouse
516 Third Avenue Room E609
Seattle, WA 98104-2386

Maleng Regional Justice Center
401 Fourth Avenue North Room 2C
Kent, WA 98032-4429

*Clark Children and Family
Justice Center*
1211 East Alder Room 3015
Seattle, WA 98122-5598

Quarterly Report Summary

King County Superior Court

Highlights

- **Criminal Cases.** The criminal filings in the first quarter of 2024 were 1,285 cases, showing a 5% decrease from the same quarter in 2023. MRJC accounted for 37% of the criminal cases filed. The resolutions of criminal cases in 2024 matched the filing pace, totaling 1,291 cases. The pending criminal caseload at the end of March 2024 was 3,918 cases (excluding RALJ). Of the 3,918 pending criminal cases, 39% were the MRJC cases.
- **Civil Cases.** Filings in civil cases (case type 2) in the first quarter of 2024 were significantly higher than that in 2023, showing an increase of 36% from the same time in 2023. The increase in civil filings was primarily due to the increase in unlawful detainer cases and civil protection petitions. The civil resolutions were lower than the filing volume in the same period. The pending civil caseload was 8,394 cases at the end of March 2024, 1,632 cases higher than a year ago (+24%). The MRJC had 37% of the pending civil caseload at the end of the first quarter of 2024.
- **Domestic Cases.** Domestic case (case type 3) filings in the first quarter of 2024 were slightly lower than 2024, with 4% decrease. A total of 1,622 domestic cases were filed in the reporting quarter. The MRJC had 37% of the total filings in domestic cases. The resolutions of domestic cases fell behind the filing volume slightly in the same quarter. At the end of March 2024, the pending domestic caseload was 4,564 cases, with 39% being the MRJC cases.
- **ITA Cases.** The filings of ITA cases in 2024 remained at a high level. A total of 1,391 ITA cases were filed in the first 3 months of 2024, just slightly lower than the same period in 2023 (-4%). There were 362 ITA cases remaining to be adjudicated at the end of March 2024.
- **Juvenile Dependency/Termination (DEP/TER) and At-risk Youth (ARY)/Child-in-Need of Service (CHINS) Cases.** In the first quarter of 2024, dependency and termination filings were down 22% and 42% respectively from 2023. On the other hand, filings in ARY/CHINS/others and truancy were up 7% and 39% respectively from 2023. At the end of March 2024, the numbers of cases pending disposition in the non-Offense juvenile categories are: 242 dependency cases, 113 termination cases, 129 ARY/CHINS/Other cases, and 2,092 truancy cases.
- **Juvenile Offense Cases.** The juvenile offense filings in the first quarter of 2024 increased significantly from 2023, with 233 juvenile offense cases filed and 20% increase from the same time in 2023. The resolution pace for juvenile offense cases did not match the filing pace in the year. At the end of March 2024, there were 369 pending juvenile offense cases.
- **Pro Tem Use.** In the first quarter of 2024, the daily Pro Tem use by the court was 4.2 FTEs on average.
- **Post-resolution Modifications (Table 1-A).** In the first quarter of 2024, there were 111 post-resolution modifications filed (both parenting plan and relocation modifications) year-to-date.
- **Active re-opened cases and family law modification cases (Table 4-A).** At the end of March 2024, there were 903 active re-opened cases and 506 active family law modification cases.

Table 1. Year-to-Date Filing Activity
King County Superior Court

Reporting Category	Year-to-Date (Jan – Mar) and Annual Filing Activity ⁽¹⁾					2024-2023 change (+ means “increase”)		% of 2024 Total Filing ⁽²⁾
	2020	2021	2022	2023	2024	Cases	Percentage	
Total (incl. RALJ)								
Year-to-Date Filing	12475	10397	10783	12228	13811	+1583	+12.9%	
Annual Filing	43103	40249	44424	49172				
Criminal (excl. RALJ)								
Year-to-Date Filing	1628	1198	1196	1353	1285	-68	-5.0%	9.3%
Annual Filing	5877	4658	4956	4896				
Civil (excl. RALJ)								
Year-to-Date Filing	4981	3581	3618	4246	5773	+1527	+36.0%	41.8%
Annual Filing	15352	13624	15749	19776				
Domestic								
Year-to-Date Filing	1682	1527	1466	1689	1662	-67	-4.0%	11.7%
Annual Filing	6163	6184	5999	6369				
Probate								
Year-to-Date Filing	1622	2015	2071	2100	2160	+60	+2.9%	15.6%
Annual Filing	6766	7478	7747	7565				
Guardianship								
Year-to-Date Filing	180	204	230	279	284	+5	+1.8%	2.1%
Annual Filing	706	725	1057	958				
Adoption								
Year-to-Date Filing	119	89	100	89	79	-10	-11.2%	0.6%
Annual Filing	431	347	363	318				
Parentage								
Year-to-Date Filing	101	103	87	74	80	+6	+8.1%	0.6%
Annual Filing	340	401	347	333				
ITA – Civil Commitment								
Year-to-Date Filing	1155	1313	1337	1449	1391	-58	-4.0%	10.1%
Annual Filing	5131	5159	5665	5541				
Juvenile Dependency (DEP)								
Year-to-Date Filing	133	111	129	105	82	-23	-21.9%	0.6%
Annual Filing	435	361	377	302				
Juvenile Termination (TER)								
Year-to-Date Filing	62	46	39	45	26	-19	-42.2%	0.2%
Annual Filing	291	205	188	168				
ARY/CHINS/OTHERS								
Year-to-Date Filing	50	60	45	118	126	+8	+6.8%	0.9%
Annual Filing	187	251	301	479				
Juvenile Truancy								
Year-to-Date Filing	448	0	336	459	638	+179	+39.0%	4.6%
Annual Filing	501	61	1121	1560				
Juvenile Offense								
Year-to-Date Filing	268	127	100	194	233	+39	+20.1%	1.7%
Annual Filing	788	356	500	723				
Criminal RALJ								
Year-to-Date Filing	34	5	11	14	16	+2	+14.3%	0.1%
Annual Filing	63	49	53	58				
Civil RALJ								
Year-to-Date Filing	12	18	18	14	16	+2	+14.3%	0.1%
Annual Filing	53	58	55	63				
Matters Filed with Clerk ⁽³⁾								
Year-to-Date Filing	2202	485	851	1418	1135	-283	-20.0%	
Annual Filing	2784	2882	5169	5464				

(1) New filings only (based on filing date); (2) New filings of each reporting category as percentage of “Year-to-Date Filing”.

(3) “Matters Filed with Clerk” not included in the “Total”.

Chart 1-A. Quarterly Filing Activity
Total Judicial Cases Only ("Matters Filed with Clerk" excluded)

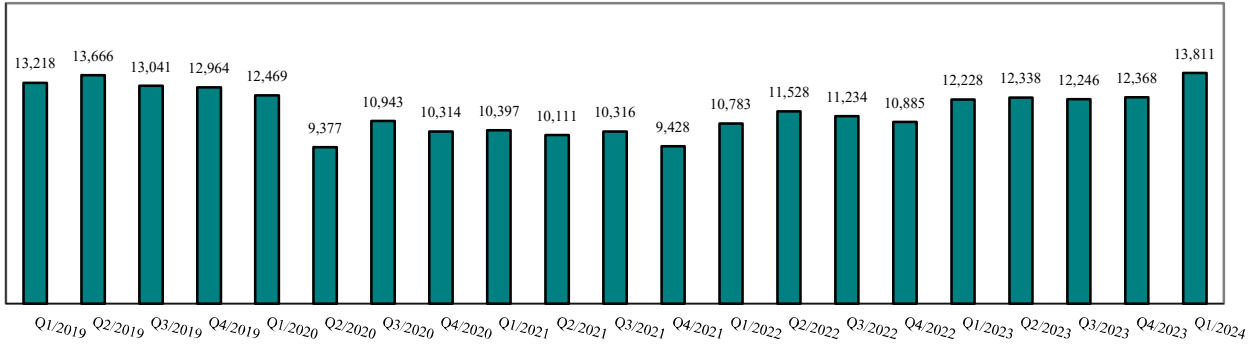


Chart 1-B. Quarterly Filings: Criminal and Juvenile Offense Cases

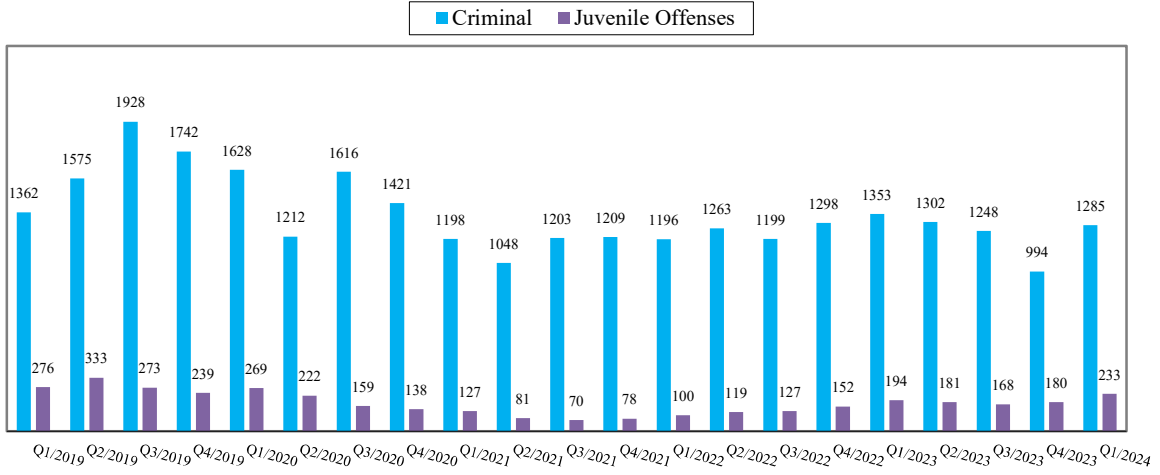
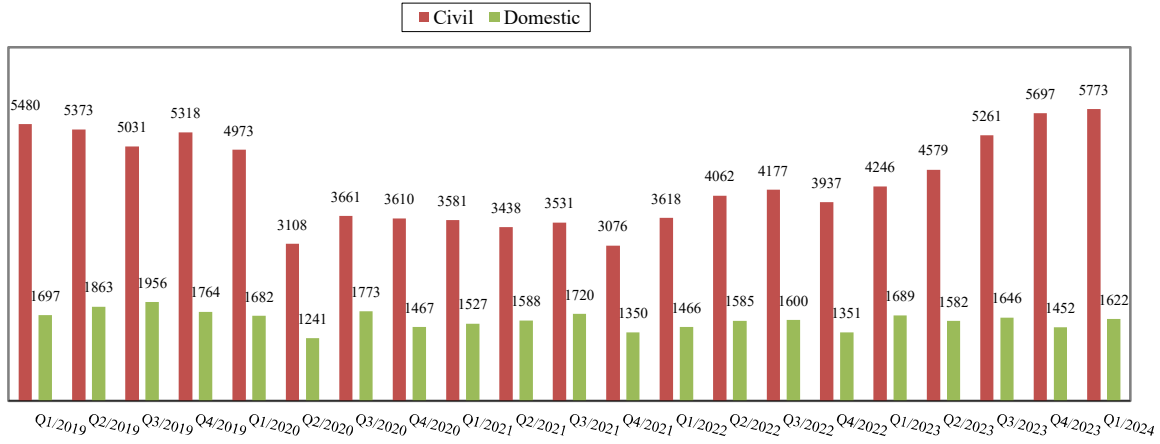


Chart 1-C. Quarterly Filings: Civil and Domestic Cases



* Note: "Civil" is specifically defined in this report. The category of "Civil" does **not** include the following case types: domestic, probate, guardianship, adoption, Parentage, ITA (civil commitment), juvenile cases (dependency, at-risk youth, child-in-need of service), civil RALJ, and tax filings that don't require judicial resources ("matters filed with clerk"). Please check the Appendix for the cause codes in the "General Civil" category.

Table 1-A. Post-Resolution Modifications Filed (Domestic and Parentage Cases)

		2022Q1			2022Q2			2022Q3			2022Q4			Year 2022		
Location	Case Type	DMOD	DTBA	Total	DMOD	DTBA	Total	DMOD	DTBA	Total	DMOD	DTBA	Total	DMOD	DTBA	Total
KNT	Domestic	12	53	65	10	57	67	11	52	63	5	39	44	38	201	239
	Parentage	0	4	4	0	4	4	0	6	6	1	1	2	1	15	16
KNT Total		12	57	69	10	61	71	11	58	69	6	40	46	39	216	255
SEA	Domestic	19	59	78	24	63	87	14	56	70	10	49	59	67	227	294
	Parentage		3	3	2	3	5	1	3	4	2	2	4	5	11	16
SEA Total		19	62	81	26	66	92	15	59	74	12	51	63	72	238	310
KNT/SEA Total		31	119	150	36	127	163	26	117	143	18	91	109	111	454	565
		2023Q1			2023Q2			2023Q3			2023Q4			Year 2023		
Location	Case Type	Relocation	Parent Mod	Total	Relocation	Parent Mod	Total	Relocation	Parent Mod	Total	Relocation	Parent Mod	Total	Relocation	Parent Mod	Total
KNT	Domestic	7	52	59	11	45	56	8	55	63	5	45	50	31	197	228
	Parentage		8	8	1	2	3	1	5	6		4	4	2	19	21
KNT Total		7	60	67	12	47	59	9	60	69	5	49	54	33	216	249
SEA	Domestic	7	58	65	24	47	71	18	46	64	10	42	52	59	193	252
	Parentage		4	4	1	4	5		6	6		3	3	1	17	18
SEA Total		7	62	69	25	51	76	18	52	70	10	45	55	60	210	270
KNT/SEA Total		14	122	136	37	98	135	27	112	139	15	94	109	93	426	519
		2024Q1			2024Q2			2024Q3			2024Q4			Year 2024 (YTD)		
Location	Case Type	Relocation	Parent Mod	Total	Relocation	Parent Mod	Total	Relocation	Parent Mod	Total	Relocation	Parent Mod	Total	Relocation	Parent Mod	Total
KNT	Domestic	8	31	39										8	31	39
	Parentage	1		1										1		1
KNT Total		9	31	40										9	31	40
SEA	Domestic	14	51	65										14	51	65
	Parentage		6	6											6	6
SEA Total		14	57	71										14	57	71
KNT/SEA Total		23	88	111										23	88	111

Table 2. Number of Cases Resolved and Resolution Category (%)
King County Superior Court

Reporting Category	Q2/22	Q3/22	Q4/22	Q1/23	Q2/23	Q3/23	Q4/23	Q1/24
Total Resolutions (excl. "Matters Filed with Clerk")	10916	10756	10218	11192	11564	11615	11720	12808
Criminal (excl. RALJ): # Resolved	1236	1225	1121	1273	1309	1338	1205	1291
Resolved by Jury Trial	1.9%	2.3%	2.9%	2.3%	1.8%	1.4%	2.3%	2.2%
Resolved by Non-Jury Trial	0.3%	0.1%	0.3%	0.1%	0.4%	0.9%	0.2%	0.1%
Resolved by Guilty Plea	68.3%	68.7%	67.6%	65.8%	70.7%	67.6%	66.0%	64.4%
Dismissal	29.0%	28.8%	28.7%	31.7%	26.7%	30.0%	30.8%	32.9%
Others	0.4%	0.2%	0.4%	0.2%	0.4%	0.1%	0.7%	0.3%
Civil: # Resolved	3838	3838	3637	4000	4383	4747	4917	5517
Resolved by Jury Trial	0.4%	0.4%	0.2%	0.3%	0.4%	0.3%	0.3%	0.3%
Resolved by Non-Jury Trial	0.3%	0.3%	0.7%	0.5%	0.2%	0.2%	0.3%	0.2%
Summary Judgment	1.3%	1.6%	1.4%	1.3%	1.2%	0.7%	1.1%	1.0%
Default/ Uncontested	41.0%	47.7%	48.0%	45.3%	46.0%	52.8%	51.5%	49.2%
Arbitration	3.1%	2.6%	3.5%	2.7%	3.1%	1.4%	2.3%	1.4%
Settlement/Dismissal	49.0%	42.8%	44.4%	46.9%	43.6%	41.3%	41.0%	40.5%
Closure by Clerk	3.6%	3.8%	1.2%	1.9%	4.1%	2.7%	2.6%	6.6%
Others	1.3%	0.9%	0.6%	1.3%	1.3%	0.7%	0.8%	0.8%
Domestic: # Resolved	1489	1537	1419	1452	1564	1488	1534	1513
Resolved by Trial	3.8%	5.0%	4.8%	4.7%	3.8%	4.2%	5.6%	4.0%
Default/ Uncontested	7.5%	7.0%	6.8%	7.0%	8.6%	10.2%	8.0%	8.7%
Settlement /Dismissal	86.8%	86.1%	86.8%	86.4%	86.6%	84.2%	85.6%	86.3%
Closure by Clerk	1.9%	1.7%	1.3%	1.5%	0.9%	1.1%	0.5%	0.8%
Others	0.1%	0.1%	0.4%	0.4%	0.1%	0.3%	0.3%	0.3%
Probate: # Resolved	1877	1829	1721	2026	1852	1656	1749	2002
Personal Rep. Appointed	69.7%	70.9%	69.2%	68.9%	68.6%	67.3%	69.1%	68.7%
Dismissal	6.7%	2.0%	0.9%	4.6%	3.5%	4.9%	6.1%	4.1%
Closure by Clerk	0.0%	0.1%	0.0%	0.0%	0.1%	0.4%	0.0%	0.0%
Others	23.6%	27.1%	29.9%	26.5%	27.9%	27.4%	24.8%	27.2%
Guardianship: # Resolved	222	224	209	226	248	221	233	238
Guardian Appointed	49.5%	58.5%	70.8%	55.3%	57.3%	57.0%	52.4%	63.4%
Dismissal	36.5%	23.7%	13.9%	27.4%	24.2%	25.3%	37.3%	27.7%
Closure by Clerk	0.0%	0.0%	0.0%	0.0%	0.0%	0.0%	0.0%	0.0%
Others	14.0%	17.9%	15.3%	17.3%	18.5%	17.6%	10.3%	8.8%
Adoption: # Resolved	99	71	100	75	89	84	73	63
Resolved by Trial	11.1%	1.4%	0.0%	0.0%	0.0%	0.0%	1.4%	0.0%
Uncontested	0.0%	0.0%	1.0%	0.0%	2.2%	0.0%	0.0%	0.0%
Settlement /Dismissal	73.7%	84.5%	99.0%	100.0%	92.1%	94.0%	98.6%	88.9%
Closure by Clerk	15.2%	14.1%	0.0%	0.0%	4.5%	6.0%	0.0%	11.1%
Others	0.0%	0.0%	0.0%	0.0%	1.1%	0.0%	0.0%	0.0%
Parentage: # Resolved	103	74	76	80	71	81	64	74
Resolved by Trial	2.9%	5.4%	5.3%	1.3%	4.2%	3.7%	12.5%	6.8%
Summary Judgment	32.0%	47.3%	31.6%	41.3%	32.4%	39.5%	20.3%	31.1%
Default/ Uncontested	12.6%	9.5%	19.7%	12.5%	15.5%	21.0%	18.8%	17.6%
Settlement/Dismissal	50.5%	37.8%	43.4%	41.3%	47.9%	34.6%	46.9%	43.2%
Closure by Clerk	1.9%	0.0%	0.0%	3.8%	0.0%	1.2%	0.0%	0.0%
Others	0.0%	0.0%	0.0%	0.0%	0.0%	0.0%	1.6%	1.4%
ITA(civil commitment): # Resolved	1714	1426	1506	1471	1386	1271	1273	1437
Court Decision to Commit	17.9%	20.8%	16.7%	19.9%	22.0%	24.7%	21.8%	20.2%
Closed by Court	0.0%	0.0%	0.2%	0.0%	0.0%	0.0%	0.1%	0.0%
Dismissal	11.7%	13.3%	12.9%	14.1%	13.8%	13.5%	12.6%	9.8%
Uncontested	70.5%	66.0%	70.2%	66.0%	64.2%	61.8%	65.6%	70.0%
Juv. Dependency: # Resolved	105	66	75	71	92	86	70	53
Finding of Dependency	61.0%	63.6%	57.3%	60.6%	63.0%	59.3%	64.3%	77.4%
Dismissal	37.1%	36.4%	41.3%	39.4%	35.9%	40.7%	35.7%	22.6%
Others	1.9%	0.0%	1.3%	0.0%	1.1%	0.0%	0.0%	0.0%

Table 2 (cont.). Number of Cases Resolved and Resolution Category (%)
King County Superior Court

Reporting Category	Q2/22	Q3/22	Q4/22	Q1/23	Q2/23	Q3/23	Q4/23	Q1/24
Juv. Terminations: # Resolved	43	31	31	48	71	53	51	42
Finding of Dependency	76.7%	64.5%	80.6%	89.6%	84.5%	88.7%	88.2%	85.7%
Dismissal	23.3%	35.5%	19.4%	10.4%	15.5%	11.3%	11.8%	14.3%
Others	0.0%	0.0%	0.0%	0.0%	0.0%	0.0%	0.0%	0.0%
ARY/CHINS/OTHER: # Resolved	57	59	68	117	103	110	103	129
Approve of Petition	73.7%	74.6%	67.6%	76.1%	79.6%	82.7%	82.5%	79.8%
Dismissal	26.3%	25.4%	32.4%	23.9%	20.4%	17.3%	17.5%	20.2%
Others	0.0%	0.0%	0.0%	0.0%	0.0%	0.0%	0.0%	0.0%
Juvenile Truancy: # Resolved	20	241	151	179	168	294	236	224
Approve of Petition	50.0%	2.9%	7.3%	10.6%	24.4%	5.4%	8.1%	13.8%
Dismissal	70.0%	97.1%	92.7%	88.8%	75.6%	94.6%	91.9%	86.2%
Others	0.0%	0.0%	0.0%	0.6%	0.6%	0.0%	0.0%	0.0%
Juvenile Offense: # Resolved	84	107	94	156	208	161	184	178
Resolved by Trial (Fact Finding)	1.2%	2.8%	0.0%	0.0%	0.0%	0.6%	0.0%	0.0%
Resolved by Guilty Plea	39.3%	41.1%	36.2%	47.4%	41.8%	34.8%	44.0%	31.5%
Dismissal	41.7%	30.8%	43.6%	34.6%	37.0%	41.0%	35.3%	51.1%
Deferred Disposition (DDSP)	15.5%	15.9%	11.7%	14.1%	11.5%	21.7%	15.8%	12.4%
Others (including Deferred Prosecution)	2.4%	9.3%	8.5%	3.8%	9.6%	1.9%	4.9%	5.1%
Criminal RALJ: # Resolved	15	12	9	11	11	8	16	23
RALJ Decision	46.7%	50.0%	66.7%	54.5%	54.5%	62.5%	87.5%	60.9%
Dismissal	53.3%	50.0%	33.3%	45.5%	36.4%	37.5%	12.5%	39.1%
Others	0.0%	0.0%	0.0%	0.0%	9.1%	0.0%	0.0%	0.0%
Civil RALJ: # Resolved	14	16	10	7	9	17	12	24
RALJ Decision	28.6%	25.0%	20.0%	57.1%	44.4%	35.3%	25.0%	25.0%
Dismissal	50.0%	62.5%	70.0%	42.9%	55.6%	64.7%	75.0%	75.0%
Others	21.4%	12.5%	10.0%	0.0%	0.0%	0.0%	0.0%	0.0%

Chart 2-A. Quarterly Resolutions
Total Judicial Cases Only ("Matters Filed with Clerk" excluded)

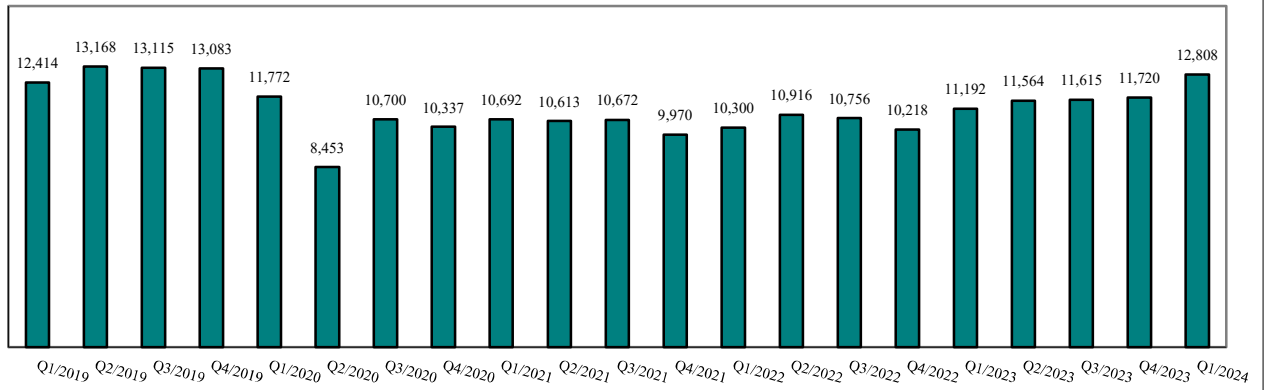


Chart 2-B. Quarterly Resolutions: Criminal and Juvenile Offense Cases

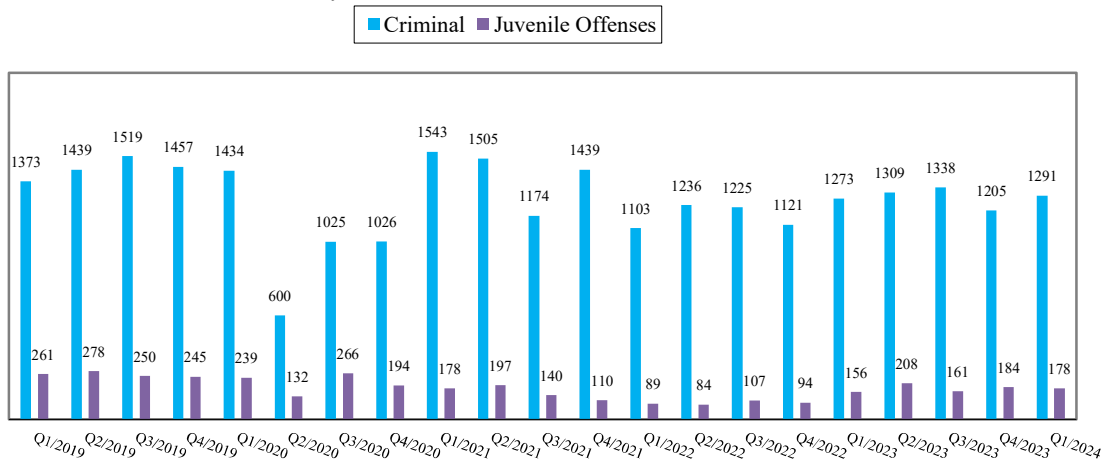
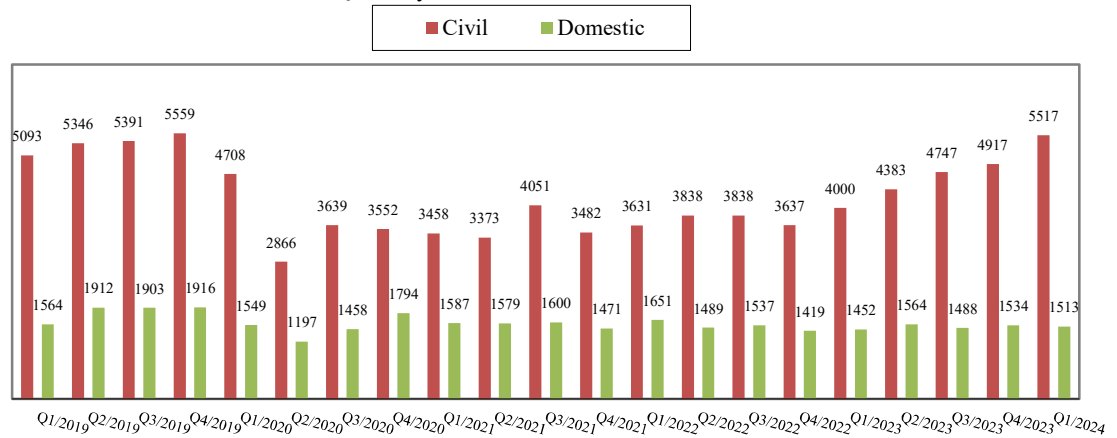


Chart 2-C. Quarterly Resolutions: Civil and Domestic Cases



Note: "Civil" is specifically defined in this report. The category of "Civil" does **not** include the following case types: domestic, probate, guardianship, adoption, Parentage, mental illness, juvenile cases (dependency, at-risk youth, child-in-need of service), civil RALJ, and tax filings that don't require judicial resources ("matters filed with clerk"). Please check the Appendix for the cause codes in the "General Civil" category.

Table 3. Age of Resolved Cases
King County Superior Court

Reporting Category	Age of Cases at Resolution							
	Q2/22	Q3/22	Q4/22	Q1/23	Q2/23	Q3/23	Q4/23	Q1/24
Criminal (excl. RALJ)								
Age (days)								
50% Cases Resolved by Day	253	238	232	190	212	193	214	252
90% Cases Resolved by Day	796	741	740	799	806	809	842	774
Comparison with Court Standard of								
90% in 4 months	29%	30%	32%	38%	35%	37%	36%	29%
98% in 6 months	40%	41%	42%	49%	44%	48%	46%	39%
100% in 9 months	53%	55%	56%	60%	58%	59%	59%	53%
Civil (excl. RALJ)								
Age (days)								
50% Cases Resolved by Day	52	46	47	56	43	43	38	63
90% Cases Resolved by Day	423	385	371	376	371	346	345	399
Comparison with Court Standard of								
90% in 12 months	86%	88%	89%	89%	89%	91%	91%	88%
98% in 18 months	94%	95%	96%	96%	95%	97%	97%	94%
100% in 24 months	97%	98%	98%	98%	97%	98%	98%	97%
Domestic								
Age (days)								
50% Cases Resolved by Day	209	191	179	194	187	188	210	204
90% Cases Resolved by Day	472	446	449	457	439	448	488	493
Comparison with Court Standard of								
90% in 8 months	55%	57%	60%	56%	60%	60%	56%	58%
98% in 10 months	66%	66%	71%	67%	70%	68%	67%	66%
100% in 14 months	86%	88%	88%	88%	89%	88%	85%	86%
Probate								
Age (days)								
50% Cases Resolved by Day	3	3	2	3	2	3	3	2
90% Cases Resolved by Day	44	25	35	44	31	59	33	28
Comparison with Court Standard of								
90% in 8 months	98%	99%	99%	98%	99%	97%	99%	99%
98% in 18 months	99%	100%	100%	100%	99%	99%	100%	100%
100% in 36 months	100%	100%	100%	100%	100%	100%	100%	100%
Guardianship								
Age (days)								
50% Cases Resolved by Day	62	62	62	62	63	62	63	63
90% Cases Resolved by Day	238	201	177	196	135	128	170	140
Comparison with Court Standard of								
90% in 8 months	90%	91%	94%	92%	96%	96%	95%	95%
98% in 18 months	100%	100%	98%	99%	100%	100%	99%	100%
100% in 36 months	100%	100%	100%	100%	100%	100%	100%	100%
Adoption								
Age (days)								
50% Cases Resolved by Day	63	69	36	42	50	47	37	73
90% Cases Resolved by Day	812	514	257	209	319	263	222	617
Comparison with Court Standard of								
90% in 8 months	76%	75%	87%	95%	85%	88%	95%	76%
98% in 10 months	80%	80%	92%	97%	89%	93%	95%	83%
100% in 14 months	82%	86%	94%	99%	92%	94%	96%	83%
Parentage								
Age (days)								
50% Cases Resolved by Day	200	161	149	165	208	222	139	226
90% Cases Resolved by Day	481	476	517	477	489	495	461	515
Comparison with Court Standard of								
90% in 8 months	61%	65%	71%	65%	59%	54%	63%	51%
98% in 10 months	71%	76%	76%	76%	75%	65%	73%	72%
100% in 14 months	78%	87%	87%	86%	89%	88%	87%	85%

Table 3 (cont.) Age of Resolved Cases

King County Superior Court

Reporting Category	Age of Cases at Resolution							
	Q2/22	Q3/22	Q4/22	Q1/23	Q2/23	Q3/23	Q4/23	Q1/24
ITA (civil commitment) *								
Age (days)								
50% Cases Resolved by Day	14	11	13	10	10	10	10	13
90% Cases Resolved by Day	297	40	92	41	40	45	45	64
Juvenile Dependency (DEP)								
Age (days)								
50% Cases Resolved by Day	154	152	194	160	172	209	200	132
90% Cases Resolved by Day	430	422	523	557	556	459	489	433
Comparison with Court Standard of								
90% in 8 months	71%	71%	64%	69%	60%	58%	54%	74%
98% in 10 months	76%	77%	77%	79%	73%	72%	67%	74%
100% in 14 months	90%	89%	87%	83%	85%	86%	79%	89%
Juvenile Termination (TER)								
Age (days)								
50% Cases Resolved by Day	188	319	224	378	238	258	206	258
90% Cases Resolved by Day	336	887	830	806	853	504	808	869
Comparison with Court Standard of								
90% in 8 months	65%	45%	52%	46%	52%	43%	61%	48%
98% in 10 months	81%	48%	61%	50%	62%	64%	73%	52%
100% in 14 months	93%	58%	68%	50%	79%	76%	80%	67%
ARY/CHINS/OTHER								
Age (days)								
50% Cases Resolved by Day	35	35	35	39	32	35	34	35
90% Cases Resolved by Day	275	219	181	288	123	188	96	243
Comparison with Court Standard of								
90% in 8 months	90%	92%	96%	87%	98%	94%	95%	90%
98% in 10 months	92%	95%	97%	91%	98%	97%	97%	96%
100% in 14 months	100%	100%	100%	94%	100%	97%	100%	100%
Juvenile Truancy*								
Age (days)								
50% Cases Resolved by Day	78	915	203	366	378	414	286	356
90% Cases Resolved by Day	455	1220	320	421	431	518	517	462
Juvenile Offense								
Age (days)								
50% Cases Resolved by Day	181	142	118	136	116	154	132	126
90% Cases Resolved by Day	611	520	407	422	369	385	358	397
Comparison with Court Standard of								
90% in 4 months	36%	47%	52%	47%	51%	39%	49%	48%
98% in 6 months	48%	56%	65%	58%	68%	60%	63%	70%
100% in 9 months	70%	71%	81%	75%	78%	79%	84%	83%
Criminal RALJ								
Age (days)								
50% Cases Resolved by Day	211	215	307	227	253	202	366	256
90% Cases Resolved by Day	287	386	532	490	431	427	504	531
Civil RALJ								
Age (days)								
50% Cases Resolved by Day	183	160	165	202	173	165	166	180
90% Cases Resolved by Day	289	204	224	292	245	318	243	728

* No standard yet.

Table 4. Active Pending Caseload Statistics
King County Superior Court

Reporting Category		Q2/22	Q3/22	Q4/22	Q1/23	Q2/23	Q3/23	Q4/23	Q1/24
Total (incl. RALJ)									
Previous Pending	(+)	19610	19276	19684	20095	20774	21357	21942	21865
New Filing	(+)	11528	11234	10885	12228	12338	12246	12368	13811
Resolved	(-)	10916	10756	10218	11192	11564	11615	11720	12808
End Pending		19276	19684	20095	20774	21357	21942	21865	23044
Resolution Rate*		0.947	0.957	0.939	0.915	0.937	0.948	0.948	0.927
Criminal (excl. RALJ)									
Previous Pending	(+)	4808	4248	4222	4298	4635	4286	4222	3919
New Filing	(+)	1263	1199	1298	1353	1302	1248	994	1285
Resolved	(-)	1236	1225	1121	1273	1309	1338	1205	1291
End Pending		4248	4222	4298	4635	4286	4222	3919	3918
Resolution Rate*		0.979	1.022	0.864	0.941	1.005	1.072	1.212	1.005
Civil (excl. RALJ)									
Previous Pending	(+)	6164	6270	6563	6799	6762	7124	7615	8034
New Filing	(+)	4062	4177	3937	4246	4579	5261	5697	5773
Resolved	(-)	3838	3838	3637	4000	4383	4747	4917	5517
End Pending		6270	6563	6799	6762	7124	7615	8034	8394
Resolution Rate*		0.945	0.919	0.924	0.942	0.957	0.902	0.863	0.956
Domestic									
Previous Pending	(+)	4270	4294	4359	4281	4417	4448	4624	4404
New Filing	(+)	1585	1600	1351	1689	1582	1646	1452	1622
Resolved	(-)	1489	1537	1419	1452	1564	1488	1534	1513
End Pending		4294	4359	4281	4417	4448	4624	4404	4564
Resolution Rate*		0.939	0.961	1.050	0.860	0.989	0.904	1.056	0.933
Probate									
Previous Pending	(+)	1233	1216	1302	1388	1420	1485	1506	1572
New Filing	(+)	1925	1930	1824	2100	1941	1697	1825	2160
Resolved	(-)	1877	1829	1712	2026	1852	1656	1749	2002
End Pending		1216	1302	1388	1420	1485	1506	1572	1711
Resolution Rate*		0.975	0.948	0.939	0.965	0.954	0.976	0.958	0.927
Guardianship									
Previous Pending	(+)	470	474	492	489	522	532	563	541
New Filing	(+)	242	248	238	279	256	263	225	284
Resolved	(-)	222	224	209	226	248	221	233	238
End Pending		474	492	489	522	532	563	541	573
Resolution Rate*		0.917	0.903	0.878	0.810	0.969	0.840	1.036	0.838
Adoption									
Previous Pending	(+)	272	234	265	259	266	263	248	237
New Filing	(+)	70	105	88	89	88	69	72	79
Resolved	(-)	99	71	100	75	89	84	73	63
End Pending		234	265	259	266	263	248	237	238
Resolution Rate*		1.414	0.676	1.136	0.843	1.011	1.217	1.014	0.797
Parentage									
Previous Pending	(+)	231	190	210	226	214	228	224	253
New Filing	(+)	72	91	97	74	84	77	98	80
Resolved	(-)	103	74	76	80	71	81	64	74
End Pending		190	210	226	214	228	224	253	255
Resolution Rate*		1.431	0.813	0.784	1.081	0.845	1.052	0.653	0.925
ITA (civil commitment)									
Previous Pending	(+)	633	337	405	282	274	309	356	333
New Filing	(+)	1476	1464	1388	1449	1423	1328	1341	1391
Resolved	(-)	1714	1426	1506	1471	1386	1271	1273	1437
End Pending		337	405	282	274	309	356	333	362
Resolution Rate*		1.161	0.974	1.085	1.015	0.974	0.957	0.949	1.033

* A value of "Resolution Rate" less than one indicates the resolution pace is slower than the filing pace.

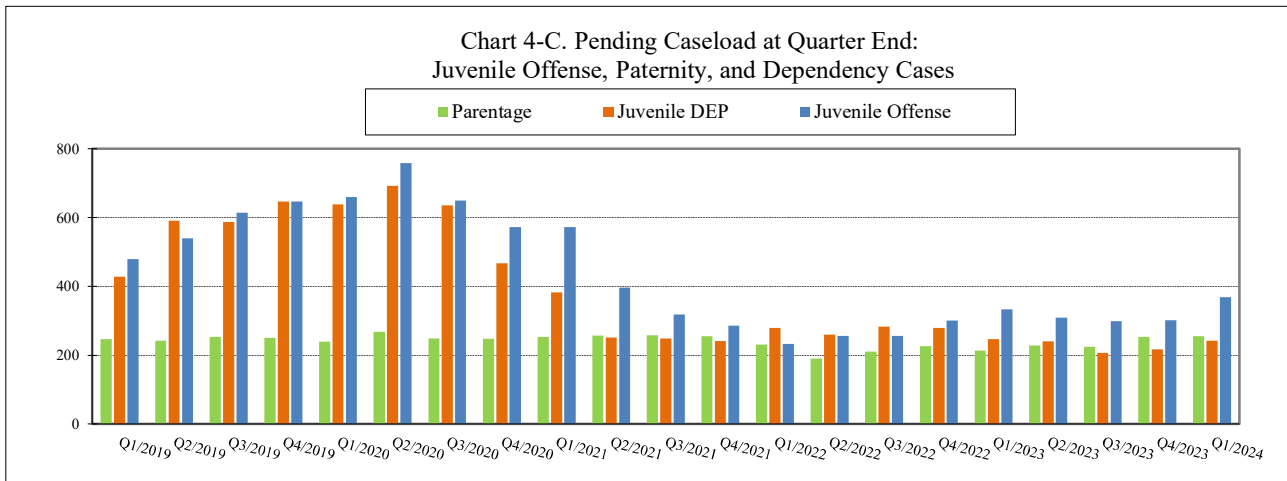
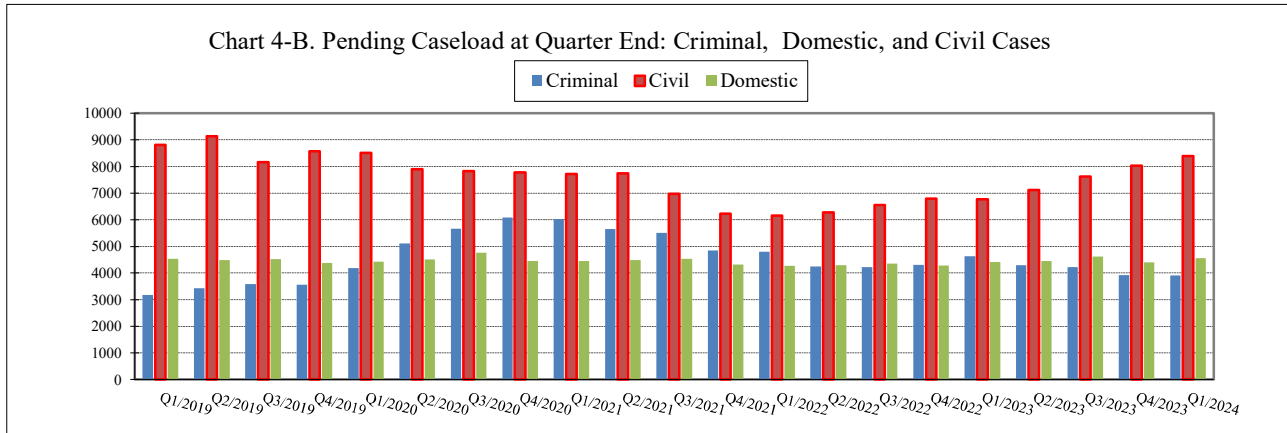
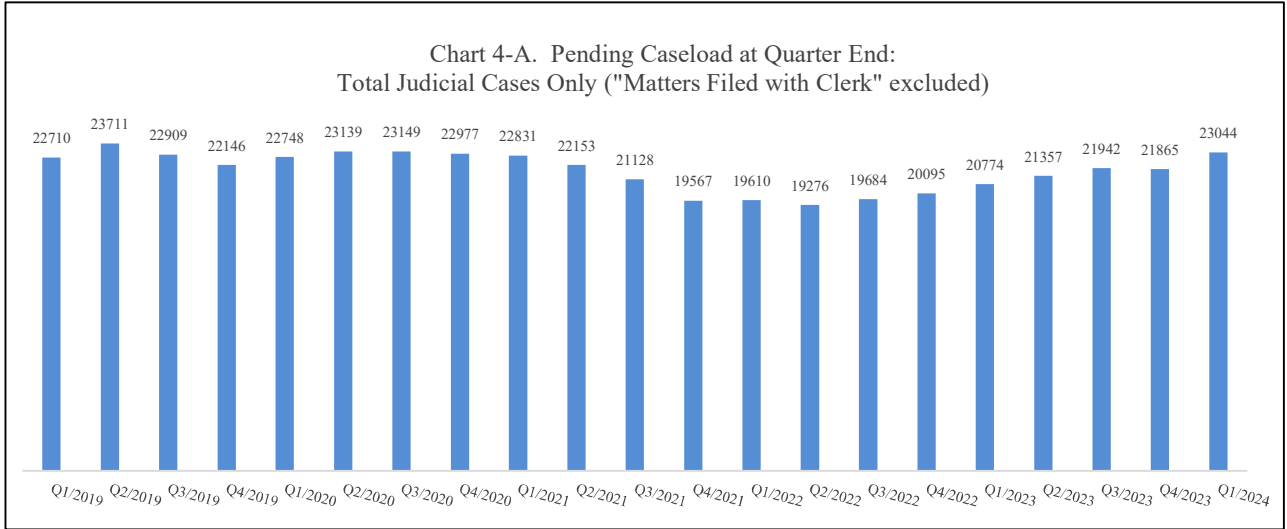
Table 4 (cont.) Active Pending Caseload Statistics
King County Superior Court

Reporting Category	Q2/22	Q3/22	Q4/22	Q1/23	Q2/23	Q3/23	Q4/23	Q1/24
Juvenile Dependency (DEP)								
Previous Pending (+)	279	260	283	279	247	240	207	217
New Filing (+)	89	92	75	105	81	53	80	82
Resolved (-)	105	66	75	71	92	86	70	53
End Pending	260	283	279	247	240	207	217	242
Resolution Rate*	1.180	0.717	1.000	0.676	1.136	1.623	0.875	0.646
Juvenile Termination (TER)								
Previous Pending (+)	224	232	241	265	205	180	175	137
New Filing (+)	49	44	56	45	50	50	23	26
Resolved (-)	43	31	31	48	71	53	51	42
End Pending	232	241	265	205	180	175	137	113
Resolution Rate*	0.878	0.705	0.554	1.067	1.420	1.060	2.217	1.615
ARY/CHINS/OTHERS								
Previous Pending (+)	102	125	127	158	121	129	121	143
New Filing (+)	79	69	100	118	114	108	122	126
Resolved (-)	57	59	68	117	103	110	103	129
End Pending	125	127	158	121	129	121	143	129
Resolution Rate*	0.722	0.855	0.680	0.992	0.904	1.019	0.844	1.024
Juvenile Truancy								
Previous Pending (+)	625	1077	900	999	1275	1739	1689	1677
New Filing (+)	471	64	250	459	633	244	224	638
Resolved (-)	20	241	151	179	168	294	236	224
End Pending	1077	900	999	1275	1739	1689	1677	2092
Resolution Rate*	0.042	3.766	0.604	0.390	0.265	1.205	1.054	0.351
Juvenile Offense								
Previous Pending (+)	233	256	256	301	334	309	299	233
New Filing (+)	119	127	152	194	181	168	180	180
Resolved (-)	84	107	94	156	208	161	184	178
End Pending	256	256	301	334	309	299	302	369
Resolution Rate*	0.706	0.843	0.618	0.804	1.149	0.958	1.022	0.989
Criminal RALJ								
Previous Pending (+)	37	31	36	42	46	47	49	55
New Filing (+)	9	17	16	14	12	12	20	16
Resolved (-)	15	12	9	11	11	8	16	23
End Pending	31	36	42	46	47	49	55	47
Resolution Rate*	1.667	0.706	0.563	0.786	0.917	0.667	0.800	1.438
Civil RALJ								
Previous Pending (+)	29	32	23	29	36	38	44	41
New Filing (+)	17	7	15	14	12	22	15	16
Resolved (-)	14	16	10	7	9	17	12	24
End Pending	32	23	29	36	38	44	41	37
Resolution Rate*	0.824	2.286	0.667	0.500	0.750	0.773	0.800	1.500

* A value of "Resolution Rate" less than one indicates the resolution pace is slower than the filing pace.

Table 4-A. Active Re-opened Cases and Modification Cases

Reporting Category	Q2/22	Q3/22	Q4/22	Q1/23	Q2/23	Q3/23	Q4/23	Q1/24
Re-opened without disposition	654	713	806	824	851	865	905	903
Modification without disposition	531	503	501	508	552	522	503	506



Note: "Civil" is specifically defined in this report. The category of "Civil" does **not** include the following case types: domestic, probate, guardianship, adoption, Parentage, mental illness, juvenile cases (dependency, at-risk youth, child-in-need of service), civil RALJ, and tax filings that don't require judicial resources ("matters filed with clerk"). Please check the Appendix for the cause codes in the "General Civil" category.

Table 5. Age of Pending Cases
King County Superior Court

Reporting Category	Age of Pending Cases and # of Cases in Each Age Interval							
	Q2/22	Q3/22	Q4/22	Q1/23	Q2/23	Q3/23	Q4/23	Q1/24
Criminal (excl. RALJ): # of Cases	4248	4222	4298	4635	4286	4222	3919	3918
Age (days)								
Median (50 percentile)	235	232	222	198	213	216	236	227
90 percentile	766	786	796	767	778	745	742	727
# of Cases in Age Interval								
0 - 60 days (0 - 2 months)	861	823	860	1137	768	762	562	744
61 - 120 days (3 - 4 months)	538	559	583	595	604	555	532	516
121 - 180 days (5 - 6 months)	494	405	442	466	551	511	509	401
181 - 270 days (7 - 9 months)	581	559	522	589	529	634	561	569
> 270 days (> 9 months)	2334	1876	1891	1848	1834	1760	1755	1688
Civil (excl. RALJ): # of Cases	6270	6563	6799	6762	7124	7615	8034	8394
Age (days)								
Median (50 percentile)	155	151	165	164	150	144	137	137
90 percentile	645	640	629	597	544	545	550	509
# of Cases in Age Interval								
0 - 120 days (0 - 4 months)	2653	2769	2658	2751	3054	3388	3657	3843
121 - 240 days (5 - 8 months)	1363	1492	1675	1582	1550	1659	1830	2135
241 - 360 days (9 - 12 months)	861	915	1033	1074	1084	968	1027	1016
361 - 540 days (13 - 18 months)	565	575	606	581	711	821	691	640
541 - 720 days (19 - 24 months)	278	250	251	253	253	289	340	330
> 720 days (> 24 months)	550	562	576	521	472	490	489	430
Domestic: # of Cases	4294	4359	4281	4417	4448	4624	4404	4564
Age (days)								
Median (50 percentile)	143	144	159	151	144	151	157	159
90 percentile	564	549	577	556	544	548	570	556
# of Cases in Age Interval								
0 - 120 days (0 - 4 months)	1915	1937	1690	1918	1936	1971	1776	1877
121 - 240 days (5 - 8 months)	950	1092	1149	1083	1013	1170	1140	1142
241 - 360 days (9 - 12 months)	661	552	671	665	670	594	669	688
361 - 540 days (13 - 18 months)	327	331	316	296	380	422	330	385
> 540 days (> 18 months)	441	447	455	455	449	467	489	472
Probate: # of Cases	1216	1302	1388	1420	1485	1506	1572	1711
Age (days)								
Median (50 percentile)	428	415	438	490	486	543	579	558
90 percentile	2004	2034	2070	2141	2199	2260	2314	2350
# of Cases in Age Interval								
0 - 120 days (0 - 4 months)	337	329	354	346	373	320	312	371
121 - 240 days (5 - 8 months)	129	171	152	163	149	183	162	166
241 - 360 days (9 - 12 months)	112	105	141	117	116	115	148	132
361 - 540 days (13 - 18 months)	78	106	119	116	145	132	136	169
> 540 days (> 18 months)	560	591	622	678	702	756	814	873
Guardianship: # of Cases	474	492	489	522	532	563	541	573
Age (days)								
Median (50 percentile)	221	214	233	235	262	269	368	369
90 percentile	1227	1209	1382	1173	1264	1354	1447	1522
# of Cases in Age Interval								
0 - 120 days (0 - 4 months)	183	189	180	216	203	203	177	210
121 - 240 days (5 - 8 months)	63	68	70	50	54	63	43	47
241 - 360 days (9 - 12 months)	68	50	35	42	49	40	48	28
361 - 540 days (13 - 18 months)	42	46	56	42	37	49	53	40
> 540 days (> 18 months)	118	139	148	172	189	208	220	248

Table 5 (cont.). Age of Pending Cases
King County Superior Court

Reporting Category	Age of Pending Cases and # of Cases in Each Age Interval							
	Q2/22	Q3/22	Q4/22	Q1/23	Q2/23	Q3/23	Q4/23	Q1/24
Adoption: # of Cases	234	265	259	266	263	248	237	238
Age (days)								
Median (50 percentile)	606	393	452	509	534	714	921	696
90 percentile	1771	1846	1952	2028	2119	2228	2320	2366
# of Cases in Age Interval								
0 - 120 days (0 - 4 months)	55	82	60	56	57	39	32	52
121 - 240 days (5 - 8 months)	30	29	39	33	21	25	18	20
241 - 360 days (9 - 12 months)	11	18	19	25	29	13	12	9
361 - 540 days (13 - 18 months)	14	12	16	24	25	33	24	21
> 540 days (> 18 months)	124	124	125	128	131	138	151	136
Parentage: # of Cases	190	210	226	214	228	224	253	255
Age (days)								
Median (50 percentile)	153	139	115	142	158	147	157	157
90 percentile	450	457	422	470	473	443	453	447
# of Cases in Age Interval								
0 - 120 days (0 - 4 months)	80	97	116	92	99	94	108	93
121 - 240 days (5 - 8 months)	50	43	48	61	63	58	64	77
241 - 360 days (9 - 12 months)	27	37	29	26	33	34	39	46
361 - 540 days (13 - 18 months)	22	20	20	24	17	23	29	25
> 540 days (> 18 months)	11	13	13	11	16	15	13	14
ITA (civil commitment): # of Cases	337	405	282	274	309	356	333	362
Age (days)								
Median (50 percentile)	39	52	25	25	26	38	49	41
90 percentile	154	241	257	346	414	418	580	598
# of Cases in Age Interval								
0 - 120 days (0 - 4 months)	267	271	228	213	213	213	227	244
121 - 240 days (5 - 8 months)	64	93	21	22	22	22	40	29
> 240 days (> 8 months)	6	41	33	39	39	39	66	89
Juv Dependency (DEP): # of Cases	260	283	279	247	240	207	217	242
Age (days)								
Median (50 percentile)	135	169	180	136	155	202	199	180
90 percentile	577	591	681	388	411	480	544	586
# of Cases in Age Interval								
0 - 60 days (0 - 2 months)	58	61	50	70	47	38	42	56
61 - 120 days (3 - 4 months)	59	46	44	44	53	22	41	24
121 - 180 days (5 - 6 months)	37	44	46	36	33	31	21	45
181 - 270 days (7 - 9 months)	30	49	35	43	41	44	26	22
> 270 days (> 9 months)	76	83	104	54	66	72	87	95
Juv Termination (TER): # of Cases	232	241	265	205	180	175	137	113
Age (days)								
Median (50 percentile)	550	450	464	232	220	205	271	269
90 percentile	1715	1793	1866	961	1013	891	985	1076
# of Cases in Age Interval								
0 - 60 days (0 - 2 months)	29	32	36	31	24	28	13	12
61 - 120 days (3 - 4 months)	24	18	28	30	35	25	14	16
121 - 180 days (5 - 6 months)	7	24	26	25	15	24	26	5
181 - 270 days (7 - 9 months)	10	13	25	26	28	22	15	24
> 270 days (> 9 months)	162	154	150	93	78	76	69	56
ARY/CHINS/OTHER: # of Cases	125	127	158	121	129	121	143	129
Age (days)								
Median (50 percentile)	336	366	166	116	129	159	168	122
90 percentile	1722	1814	1858	1921	2012	2104	2124	2287
# of Cases in Age Interval								
0 - 60 days (0 - 2 months)	33	38	42	52	49	33	45	49
61 - 120 days (3 - 4 months)	16	8	25	12	12	18	18	14
121 - 180 days (5 - 6 months)	3	9	15	6	13	12	13	6
181 - 270 days (7 - 9 months)	5	4	8	7	8	12	14	9
> 270 days (> 9 months)	68	68	68	44	47	46	53	51

Table 5 (cont.). Age of Pending Cases
King County Superior Court

Reporting Category	Age of Pending Cases and # of Cases in Each Age Interval							
	Q2/22	Q3/22	Q4/22	Q1/23	Q2/23	Q3/23	Q4/23	Q1/24
Juvenile Truancy: # of Cases	1077	900	999	1275	1739	1689	1677	2092
Age (days)								
Median (50 percentile)	105	165	235	155	130	185	245	257
90 percentile	988	297	355	410	459	520	600	662
# of Cases in Age Interval								
0 - 60 days (0 - 2 months)	323	40	183	336	432	5	173	427
61 - 120 days (3 - 4 months)	273	167	55	188	379	434	45	288
121 - 180 days (5 - 6 months)	187	292	43	146	257	387	239	110
181 - 270 days (7 - 9 months)	49	295	378	40	195	400	508	241
> 270 days (> 9 months)	245	106	340	565	476	463	712	1026
Juvenile Offense: # of Cases	256	256	301	334	309	299	302	369
Age (days)								
Median (50 percentile)	114	122	122	81	107	106	90	89
90 percentile	585	549	424	372	367	374	305	313
# of Cases in Age Interval								
0 - 60 days (0 - 2 months)	73	71	86	138	86	98	104	127
61 - 120 days (3 - 4 months)	63	54	62	48	86	64	82	98
121 - 180 days (5 - 6 months)	32	40	36	51	50	50	45	54
181 - 270 days (7 - 9 months)	24	37	53	39	36	42	34	40
> 270 days (> 9 months)	64	54	64	58	51	45	37	50
Criminal RALJ: # of Cases	31	36	42	46	47	49	55	47
Age (days)								
Median (50 percentile)	156	107	109	149	184	243	145	124
90 percentile	364	425	328	344	355	447	459	528
# of Cases in Age Interval								
0 - 60 days (0 - 2 months)	8	9	11	7	8	9	17	9
61 - 120 days (3 - 4 months)	2	10	11	9	6	6	7	12
121 - 180 days (5 - 6 months)	8	5	9	12	8	7	6	11
181 - 270 days (7 - 9 months)	4	4	4	11	13	5	8	4
> 270 days (> 9 months)	9	8	7	7	12	22	17	11
Civil RALJ: # of Cases	32	23	29	36	38	44	41	37
Age (days)								
Median (50 percentile)	95	131	80	101	122	90	110	108
90 percentile	197	470	562	471	562	580	672	243
# of Cases in Age Interval								
0 - 60 days (0 - 2 months)	11	4	12	10	6	16	14	13
61 - 120 days (3 - 4 months)	9	7	5	11	13	10	8	10
121 - 180 days (5 - 6 months)	8	6	2	7	5	4	7	7
181 - 270 days (7 - 9 months)	1	2	4	1	6	5	2	5
> 270 days (> 9 months)	3	4	6	7	8	9	10	2

Table 6. Seattle vs. Regional Justice Center (KNT): Filing, Resolution, Pending Caseload (%)
King County Superior Court

	Q1/23		Q2/23		Q3/23		Q4/23		Q1/24	
	SEA	KNT	SEA	KNT	SEA	KNT	SEA	KNT	SEA	KNT
Filings Total	67%	33%	65%	35%	65%	35%	66%	34%	63%	37%
Criminal (excl. RALJ)	67%	33%	67%	33%	65%	35%	57%	43%	55%	45%
Civil (excl. RALJ)	57%	43%	58%	42%	57%	43%	59%	41%	55%	45%
Domestic	62%	38%	58%	42%	64%	36%	61%	39%	63%	37%
Probate	72%	28%	71%	29%	70%	30%	71%	29%	69%	31%
Guardianship	52%	48%	55%	45%	56%	44%	53%	47%	52%	48%
Adoption	84%	16%	67%	33%	71%	29%	81%	19%	86%	14%
Parentage	45%	55%	45%	55%	39%	61%	50%	50%	54%	46%
ITA (civil commitment)	100%	--	100%	--	100%	--	100%	--	100%	--
Juv. Dependency (DEP)	78%	22%	59%	41%	70%	30%	61%	39%	79%	21%
Juv. Termination (TER)	67%	33%	80%	20%	82%	18%	83%	17%	81%	19%
ARY/CHINS/Other	60%	40%	40%	60%	57%	43%	60%	40%	48%	52%
Juvenile Truancy	38%	62%	32%	68%	2%	98%	62%	38%	30%	70%
Juvenile Offense	100%	--	100%	--	100%	--	100%	--	100%	--
Criminal RALJ	71%	29%	75%	25%	75%	25%	80%	20%	69%	31%
Civil RALJ	86%	14%	58%	42%	100%	0%	80%	20%	81%	19%
Resolution Total	66%	34%	66%	34%	65%	35%	66%	34%	66%	34%
Criminal (excl. RALJ)	60%	40%	58%	42%	62%	38%	62%	38%	62%	38%
Civil (excl. RALJ)	58%	42%	59%	41%	57%	43%	59%	41%	58%	42%
Domestic	59%	41%	61%	39%	59%	41%	63%	38%	63%	37%
Probate	71%	29%	71%	29%	72%	28%	70%	30%	70%	30%
Guardianship	55%	45%	50%	50%	55%	45%	58%	43%	58%	43%
Adoption	84%	16%	69%	31%	74%	26%	82%	18%	78%	22%
Parentage	46%	54%	45%	55%	37%	63%	61%	39%	49%	51%
ITA (civil commitment)	100%	--	100%	--	100%	--	100%	--	100%	--
Juv. Dependency (DEP)	69%	31%	71%	29%	64%	36%	59%	41%	70%	30%
Juv. Termination (TER)	58%	42%	69%	31%	60%	40%	73%	28%	83%	17%
ARY/CHINS/Other	49%	51%	52%	48%	51%	49%	61%	39%	43%	57%
Juvenile Truancy	22%	78%	17%	83%	35%	65%	38%	62%	35%	65%
Juvenile Offense	100%	--	100%	--	100%	--	100%	--	100%	--
Criminal RALJ	73%	27%	55%	45%	38%	62%	88%	13%	65%	35%
Civil RALJ	86%	14%	89%	11%	77%	23%	67%	33%	88%	12%
Pending Total	63%	37%	63%	37%	63%	37%	63%	37%	61%	39%
Criminal (excl. RALJ)	62%	38%	63%	37%	64%	36%	63%	37%	61%	39%
Civil (excl. RALJ)	67%	33%	66%	34%	65%	35%	65%	35%	63%	37%
Domestic	60%	40%	59%	41%	61%	39%	61%	39%	61%	39%
Probate	71%	29%	71%	29%	70%	30%	71%	29%	69%	31%
Guardianship	57%	43%	59%	41%	59%	41%	58%	42%	55%	45%
Adoption	70%	30%	69%	31%	68%	32%	67%	33%	69%	31%
Parentage	36%	64%	37%	63%	37%	63%	37%	63%	38%	62%
ITA (civil commitment)	100%	--	100%	--	100%	--	100%	--	100%	--
Juv. Dependency (DEP)	72%	28%	68%	32%	68%	32%	68%	32%	70%	30%
Juv. Termination (TER)	69%	31%	72%	28%	77%	23%	81%	19%	79%	21%
ARY/CHINS/Other	69%	31%	58%	42%	66%	34%	64%	36%	70%	30%
Juvenile Truancy	39%	61%	38%	62%	34%	66%	37%	63%	35%	65%
Juvenile Offense	100%	--	100%	--	100%	--	100%	--	100%	--
Criminal RALJ	63%	37%	68%	32%	76%	24%	73%	27%	75%	25%
Civil RALJ	83%	17%	74%	26%	86%	14%	88%	12%	87%	13%

Excluding Cases filed with the Clerk

Table 7. Quarterly Utilization of Pro Tem Judges/Commissioners ⁽¹⁾

Category	Q4/21	Q1/22	Q2/22	Q3/22	Q4/22	Q1/23	Q2/23	Q3/23	Q4/23	Q1/24
Grand Total	1880	900	2166	2012	1135	1543	1688	1226	1855	1894
FTE Equivalent ⁽²⁾	4.2	2.0	4.8	4.5	2.5	3.4	3.8	2.7	4.1	4.2
By Work Type										
Pro Tem Judge	167	122	135	126	156	93	114	158	263	26
Pro Tem Commissioner	1713	778	2031	1886	979	1450	1574	1068	1592	1868
By Location										
KCCH	769	265	980	763	446	830	588	453	797	897
MRJC	513	256	468	687	285	480	572	328	632	698
Juvenile	212	144	305	391	224	134	295	327	299	188
ITA	272	145	376	126	180	98	216	118	127	111
Other or Unspecified	115	91	38	46	0	0	18	0	0	0
By Calendar Type										
Criminal	18	12	50	40	51	16	61	30	95	13
Civil	0	0	0	0	0	3	0	3	103	0
Ex Parte	202	187	475	280	253	340	470	308	514	438
Family Law/Domestic	1062	321	922	1129	427	944	629	440	717	1145
Dependency	177	125	257	351	119	68	259	202	234	175
Juvenile Offense	35	20	48	28	102	55	22	115	65	0
BECCA	0	0	0	12	3	12	15	10	0	13
ITA	272	145	376	126	180	98	216	118	127	111
Juvenile Drug Court	0	0	0	0	0	0	0	0	0	0
Family Treatment Court	0	0	0	0	0	0	0	0	0	0
Plea Calendar	0	0	0	0	0	0	0	0	0	0
Status/Non-Compliance	0	0	0	0	0	0	0	0	0	0
Other or Unspecified	115	91	0	46	0	8	18	0	0	0
By Reason										
Vacation Backfill	22	20	14	34	135	82	61	125	117	7
Medical Backfill	1696	778	2031	1891	982	1461	1580	1078	1589	1881
Duty Time	30	12	83	34	18	0	22	24	145	6
Conference Coverage	17	0	0	7	0	0	8	0	6	0
Congestion	0	0	0	0	0	0	0	0	0	0
Vacancy Coverage	0	0	0	0	0	0	0	0	0	0
Other or Unspecified	115	91	38	46	0	0	18	0	0	0

(1) This table is based on the time sheet for compensation

(2) Judge FTE Equivalent = # of hours / [7.5 hours/day * 20 days/month * 3 months] = # of hours/450.

Data for the most current quarter are incomplete at reporting time and will be updated in next quarterly report.

The Pro Tem hours are provided quarterly by the Administrative Services Department of King County Superior Court.

Table 8. Ex Parte and Family Law Hearings and Documents Signed

Ex Parte: Hearings Held and Documents Signed								
	2023Q2		2023Q3		2023Q4		2024Q1	
	Hearings	Documents Signed	Hearings	Documents Signed	Hearings	Documents Signed	Hearings	Documents Signed
KNT (EXP04/05)								
Civil	342	626	371	709	288	754	512	817
Domestic	25	206	34	271	16	220	36	343
Probate/Guardianship	371	451	351	410	173	365	377	411
Adoption/Paternity	32	70	29	77	17	43	15	42
Ex Parte Judge Panel (EXP08)		428		539		450		461
Ex Parte Via Clerk (EXP06)		3315		3777		3701		3786
KNT Subtotal	770	5096	785	5783	494	5533	940	5860
SEA (EXP01/02)								
Civil	426	961	472	1076	353	1129	594	1132
Domestic	48	282	61	319	42	245	99	464
Probate/Guardianship	669	874	767	916	387	752	720	830
Adoption/Paternity	56	150	61	153	49	144	33	109
Ex Parte Judge Panel (EXP08)		1110		1236		1197		1072
Ex Parte Via Clerk (EXP07)		6960		7218		7360		8218
SEA Total	1199	10337	1361	10918	831	10827	1446	11825
KNT/SEA Total	1969	15433	2146	16701	1325	16360	2386	17685
FAMILY LAW: Hearings Held and Documents Signed								
	2023Q2		2023Q3		2023Q4		2024Q1	
	Hearings	Documents Signed	Hearings	Documents Signed	Hearings	Documents Signed	Hearings	Documents Signed
KNT (FAM02)								
Civil	1077	806	1254	769	1239	720	1331	793
Domestic	298	737	331	809	292	715	322	765
Adoption/Paternity	93	291	85	280	69	210	75	228
KNT Subtotal	1468	1834	1670	1858	1600	1645	1728	1786
SEA (FAM01)								
Civil	902	1186	1380	1225	1578	1423	1335	1154
Domestic	408	1073	468	1021	411	933	406	963
Adoption/Paternity	30	232	36	226	36	212	48	219
SEA Total	1340	2491	1884	2472	2025	2568	1789	2336
KNT/SEA Total	2808	4325	3554	4330	3625	4213	3517	4122

Appendix Glossary and Definition

Active Status

A case is active if it is not on suspense status (see Suspense Status).

Adoption and Parentage Cases (case type 5)

ADP - Adoption
CFI - Confidential Intermediary
CHN - Confidential Change of Name
DIP - Disestablishment of Parentage
MDS - Modification/Support Only
MOD - Modification
MSC - Miscellaneous
OAA - Open Adoption Agreement
PAD - De Facto Parentage
PAG - Pre Birth Establish Parentage Genetic
PAS - Establish Parentage Gestational Surrogacy
PAT - Parentage
PPR - Initial Pre Placement Report
PRC - Parentage Rescission/Challenge
PUR - Parentage (URES/UISA)
REL - Relinquishment
ROB - Relocation Objection
TER - Termination of Parental Rights

Case

A case is defined as a filing with an assigned case number.

Civil Cases (case type 2, no RALJ)

ALR - Administrative Law Review
ALRLI - L&I Administrative Law Review
AOD - Assurance of Discontinuance
ASB - Asbestos
ASP - Asbestos Personal Injury
ASW - Asbestos Wrongful Death
BAT - Petition to Appeal/Amend Ballot Title
CAA - Motion to Confirm/Compel Arbitration Award
CHN - Non Confidential Change of Name
COL - Collection
COM - Commercial
CON - Condemnation
CRP - Certificate of Restoration of Opportunity
CRR - Petition for Certificate of Rehabilitation
DOL - Appeal Licensing Revocation
DSF - Notice of Deposit of Surplus Funds from Trustee's Sale of Real Property
DVP - Domestic Violence
ECP - Enforcement of Canadian Protection Order
EOM - Emancipation of Minor
FOR - Foreclosure
FPO - Foreign Protection Order
FVL - Motion to Show Cause /Frivolous Lien
HAR - Unlawful Harassment
HSI - Application for Health & Safety Inspection
INJ - Injunction
IPL - Complaint for Interpleader
LUP - Land Use Petition
MAL - Other Malpractice
MED - Medical Malpractice
MER - Meretricious Relationships
MHA - Malicious Harassment
MSC - Miscellaneous
MST - Minor Settlement
MWP - Minor Work Permit
NJF - Non Judicial Filing
OSS - Petition to Issue Out of State Subpoena
PBC - Petition for Birth Certificate Change
PBJ - Petition for Justification /Bail Bond Company
PCC - Petition for Civil Commitment
PFA - Property Fairness Act
PIN - Personal Injury

PPT - Petition for Perpetuation of Testimony
PRA - Public Records Act
PRG - Property Damage /Gangs
PRP - Property Damage
PVO - Petition for Vehicle Ownership
QTI - Quiet Title
RCV - Petition to Appoint Receiver
RDR - Relief from Duty to Register
RFR - Restoration of Firearms Rights
RRC - Remove Restricted Covenant
SCA - Small Claims Appeal
SDR - School District /Required Action Plan
SER - Subdivision Election Process Law Review
SPC - Seizure of Property From Commission of a Crime
SPR - Seizure of Property Resulting From a Crime
STK - Stalking Protection
SXP - Sexual Assault Protection
TMV - Tort /Motor Vehicle
TSS - Petition for Approval of Transfer of Structured Settlement
TTO - Tort /Other
UND - Unlawful Detainer
VAP - Vulnerable Adult Protection Order
VEP - Voter Election Process Law Review
VVT - Victims of Motor Vehicle Theft /Civil Action
WDE - Wrongful Death
WHC - Writ of Habeas Corpus
WMW - Miscellaneous Writs
WRM - Writ of Mandamus
WRR - Writ of Restitution
WRV - Writ of Review
XRP - Extreme Risk Protection Order

Civil Matters Filed with Clerk (case type 2)

ABJ - Abstract of Judgment
FJU - Foreign Judgment
TAX - Tax Warrants
TRJ - Transcript of Judgment
CFJ - Petition for Order Granting Judgment on Confession of Judgment

Civil RALJ Cases (case type 2)

LCA - Lower Court Appeal /Civil
LCI - Lower Court Appeal /Infractions

Completion

A case is completed if dispositive document is filed with the court following resolution.

Criminal Cases (case type 1, no RALJ)

Adult criminal cases, excluding appeals from courts of limited jurisdiction. This reporting category includes the following crime categories within SCOMIS case type 1:

Homicide
Sex Crime
Robbery
Assault
Theft/Burglary
Motor Vehicle Theft
Controlled Substance
Others

Criminal RALJ Cases (case type 1)

CRJ - Criminal RALJ

Domestic Cases (case type 3)

CIR - Committed Intimate Relationship
CUS - Child Custody
DIC - Dissolution w/ Children
DIN - Dissolution no Children
DIS - Dissolution
DPC - Dissolution of Domestic Partnership w/ Children
DPN - Dissolution of Domestic Partnership /No Children
FJU - Out of State Support Registration /Foreign Judgment
INC - Annulment /Inv of Marriage w/ Children
IND - Annulment /Inv of Domestic Partnership w/ Children
INP - Invalidity, Domestic Partnership
INV - Annulment /Invalidity
MDS - Modification/Support Only
MOD - Modification
MSC - Miscellaneous
MWA - Mandatory Wage Assignment
OSC - Out of State Custody
PPS - Parenting Plan / Child Support
PSO - Petition for Entry of KC Support Order
RCV - Relative Child Visitation
RIC - Reciprocal, Resp in County
ROB - Relocation /Objection
ROC - Reciprocal, Resp out of County
RVC - Relative Child Visits
SDC - Legal Separation, Domestic Partnership w/ Children
SEC - Legal Separation w/ Children
SEP - Legal Separation
SPD - Legal Separation, Domestic Partnership /No Children
TSS - Structured Settlement

Jury Trial

A hearing is reported as a jury trial if the jury is impaneled.

Juvenile BECCA Cases (case type 7)

ARY - At Risk Youth
CNS - Child In Need Of Services
DDP - Developmental Disability
DGN - Dependency Guardianship
EFC - Extended Foster Care, Dependency
GFC - Guardianship Foster Children
RPR - Reinstatement of Parental Rights
RVS - Relative Visitation
TRU - Truancy
VYG - Vulnerable Youth Guardianship

Juvenile Dependency Cases (case type 7)

DEP - Dependency
TER - Termination of Parental Rights

Juvenile Offense Cases (case type 8)

Homicide
Sex Crime
Robbery
Assault
Theft/Burglary
Motor Vehicle Theft

Controlled Substance
Others

Involuntary Treatment Act Cases (case type 6)

Alcoholic Treatment (ALT)
ITA - Adult (MI)
ITA - Family (MIF)
ITA - Juvenile (MIJ)

Non-Jury Trial

A hearing is reported as a non-jury trial if an opening statement is made, waived, or reserved.

Pending Case

A case is defined as pending if it is unresolved and active (not in suspense).

Post-disposition Modifications

Petition to modify parenting plan after the resolution of the original case, based on the modification schedule.

Probate and Guardianship Cases (case type 5)

ABS - Absentee
AOS - Affidavit of Successor
ASE - Affidavit of Small Estate
DSC - Disclaimer
EST - Estate
FNW - Foreign Will
G/E - Guardianship/Estate
GDE - Guardianship of the Estate
GDN - Guardianship
GDP - Guardianship of the Person
LGD - Limited Guardianship
LGE - Limited Guardianship of the Estate
LGP - Limited Guardianship of the Person
MGD - Minor Guardianship
MSC - Miscellaneous
MST - Minor Settlement
NJB - Non Judicial Binding/TEDRA Agreement
NNC - Non Probate Notice to Creditor
POA - Petition for Relief (RCW 11.94) /Power of Attorney
RGR - Registration of Guardianship
RTR - Registration of Trust /Trust Situs
SNT - Special Needs Trust
TDR - Trust/Estate Dispute Resolution
TRS - Trust
WLL - Will Only

Resolution

A case is resolved if all issues in the complaint are fully adjudicated.

Suspended Case

A case is placed in suspense status from active status during the reporting period.

Suspense Status

A case is on suspense status if it is on warrant, appeal, stay, mediation, arbitration ("Deferred Prosecution" is not a suspense status, but is treated as a resolution).

Trial

A hearing set before a judge or jury in which all the issues in the case are meant to be resolved. A trial normally includes opening statements to the court or jury stating what evidence will show, introduction of witnesses and exhibits for direct and cross examination, final arguments to the court or jury in which counsel argue both the evidence and the law, and judgment by the court or jury stating what the facts of the case are and what law applies to the facts. In a jury case, it also includes the selection of the jury. A trial can be held for one or more cases. A single trial may be held to adjudicate more than one case (as defined above).