



# King County

Department of Judicial Administration

*Catherine Cornwall*

*Director and Superior Court Clerk*

(206) 296-9300 (206) 296-0100 TTY/TDD

King County Superior Court

## Criminal Department Statistical Report

March 2024

Department of Judicial Administration

Prepared by: Shiquan Liao, Ph.D., Statistician

April 15, 2024

**Report #: CRM-2024-03**

*Seattle Courthouse*  
516 Third Avenue Room E609  
Seattle, WA 98104-2386

*Maleng Regional Justice Center*  
401 Fourth Avenue North Room 2C  
Kent, WA 98032-4429

*Clark Children and Family  
Justice Center*  
1211 East Alder Room 3015  
Seattle, WA 98122-5598

## Criminal Statistics Summary

**NOTE: Washington State Supreme Court orders related to the coronavirus pandemic, beginning March 2020, affect the statistics for the foreseeable future.**

- **Filings**

As shown in the first chart on page 4, the monthly filings vary considerably from month to month. A total of 438 criminal cases were filed in March 2024. Of the 438 cases filed in the month, 45% were MRJC cases. The year-to-date average filing volume in 2024 was 434 cases per month, compared with 523, 563, 515, 392, 417 and 413 cases per month in 2018, 2019, 2020, 2021, 2022 and 2023 respectively.

- **Resolutions**

Like the monthly filings, the number of criminal cases resolved per month also varies from month to month (monthly resolution pattern is shown on page 4). The number of resolutions in March 2024 was 457 cases. Of the 457 cases resolved, 35% were MRJC cases. The year-to-date average resolution volume in 2024 was 438 cases per month, compared with 481, 494, 352, 476, 398, and 455 cases per month in 2018, 2019, 2020, 2021, 2022 and 2023 respectively.

- **Pending Caseload**

At the end of March 2024, the active pending criminal caseload was 3,965 cases, including criminal RALJ cases. Of the 3,965 pending criminal cases, 39% were MRJC cases. The breakdown of the 3,965 pending cases by crime category was: homicide (n=194), sex crime (n=460), robbery (n=202), aggravated assault (n=772), burglary/theft (n=1,111), motor vehicle theft (n=91), controlled substances – non-drug court (n=246), drug court (n=145), other felonies (n=697), and RALJ (n=47). While the total pending criminal caseload is the same as that in January 2020 (before the pandemic), the number of pending homicide cases has doubled from 97 in January 2020 to 194 in March 2024. The number of pending sex crime cases is 22% higher than it was in January 2020. Conversely, the number of pending controlled substance (non-Drug Court) has dropped 51% from January 2020.

- **Age of Pending Cases**

The median age (age for half of the pending cases) of pending cases is shown in Table 6. The median age of all active pending cases at the end of March 2024 was 227 days. At the end of March 2024, 1,572 non-drug court cases and 127 drug court cases remained as active (unresolved) after 9 months since filing. Table 6 shows the number of active pending cases within pre-defined age intervals.

**Conclusion: The criminal filings in 2024 were 434 cases per month on average. The court resolved 438 criminal cases per monthly in the same period. The pending criminal caseload (including RALJ) for both SEA and the MRJC was 3,965 cases at the end of March 2024, 39% of the total pending criminal caseload being MRJC cases.**

## Terminology

### **Age of Pending Case**

Time (days) from filing to resolution, less suspense time if applicable.

### **Age of Resolved Case**

Time (days) from filing to resolution, less suspense time if applicable.

### **End Pending**

Number of pending cases at the end of reporting period.

### **Net Change in Pending**

The change in number of pending cases (end pending minus previous pending).

### **Pending Case**

A case is defined as pending if it is unresolved and not on suspense status.

### **Previous Pending**

Number of pending cases at the beginning of reporting period.

### **Reactivated Case**

A case returns to active from suspense status during the reporting period.

### **Resolution**

A case is resolved if all issues in the complaint are fully adjudicated. However, a drug court case is reported as resolved only when dispositive document is also filed (completed).

### **Resolution Category**

Five resolution categories are used to report resolution of criminal cases: jury trial (CVJV, AQJV), non-jury trial (CVCT, AQCT), guilty plea (GP, GPAT, GPJT), dismissal (DSM), and other (all other resolution codes). For criminal RALJ cases, the resolution categories are: RALJ decision (CDTA, CDTM, CDTR), dismissal (DSRM), and others (any other resolution codes).

### **Suspended Case**

A case is placed in suspense status (removing from active) during the reporting period.

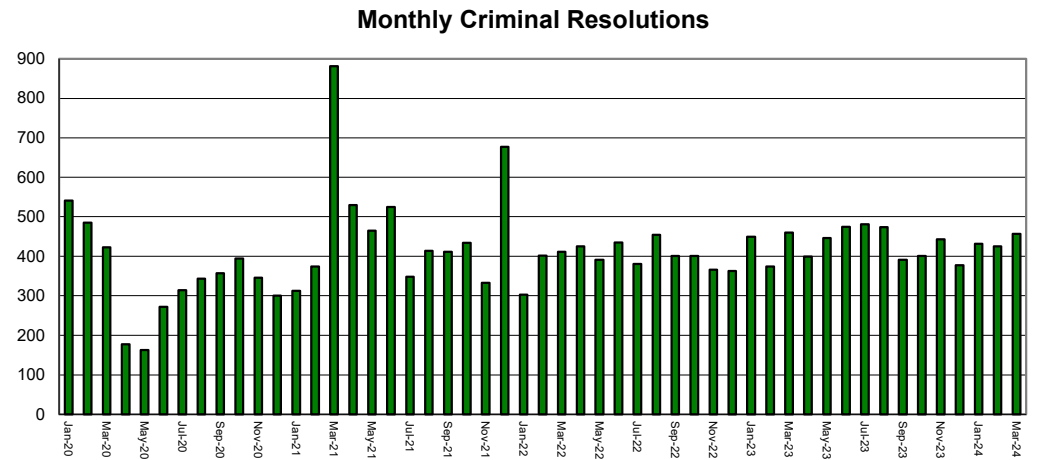
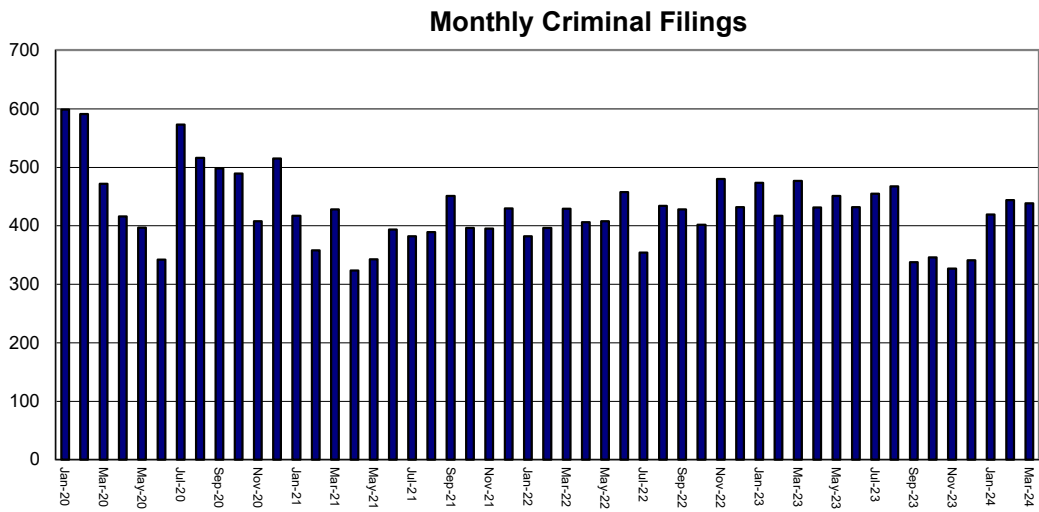
### **Suspense Status**

A case is said to be on suspense status if it is on warrant or appeal.

### **Suspense Time**

Time (days) a case is on suspense status.

Figure 1. Number of Criminal Filings, Resolutions and Pending Caseload by Month



*The increase in resolutions in March and December 2021 was due to the dismissal of drug possession cases based on the decision on State v. Blake case by the State Supreme Court.*

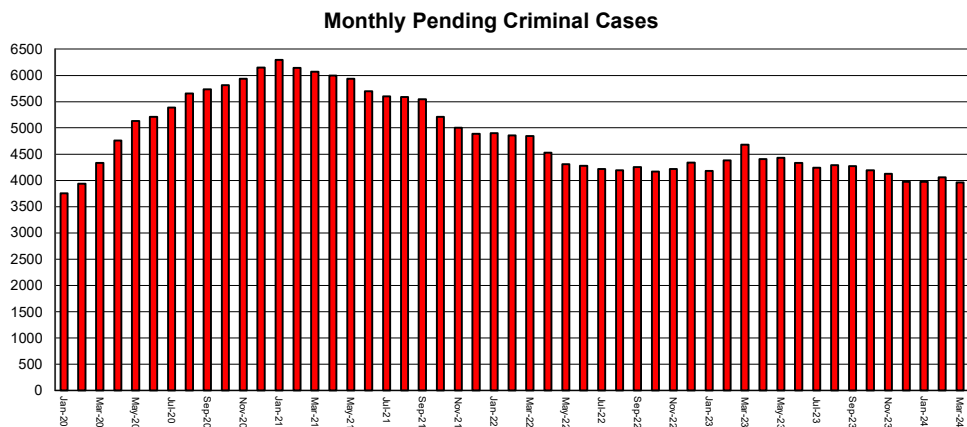


Figure 2. Crime Category as a Percentage of Total Filings by Year

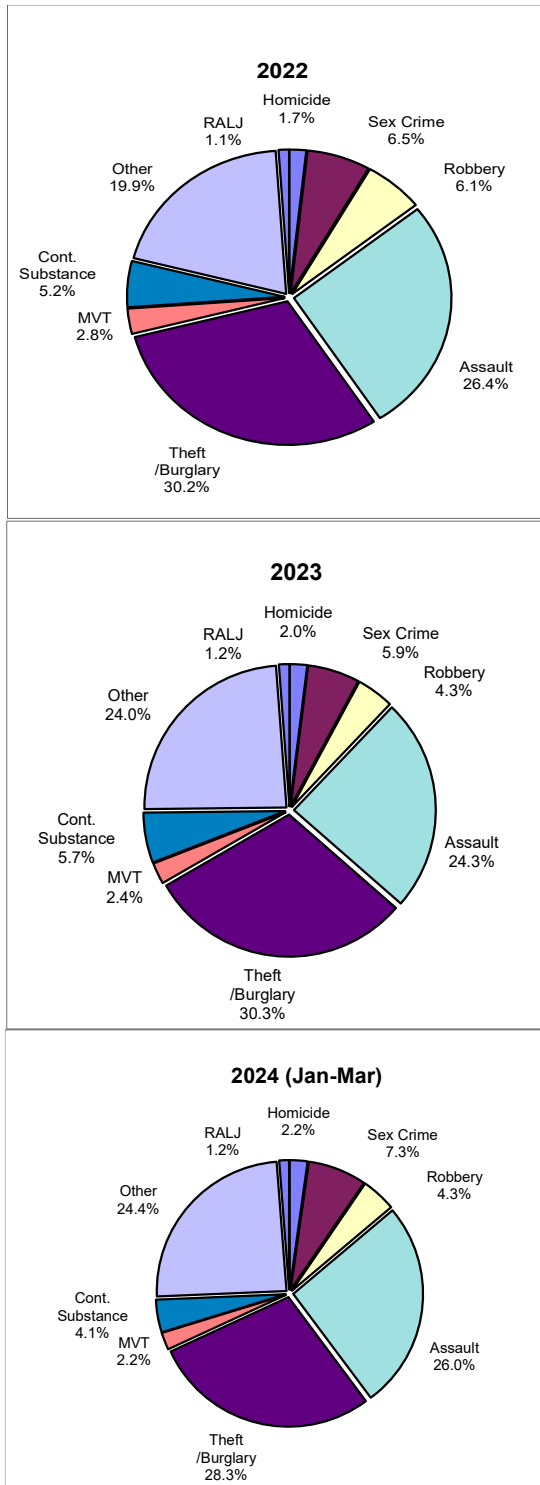


Table 1. Monthly Criminal New Filings by Crime Category  
King County Superior Court

Crime Category	Jan	Feb	Mar	Apr	May	Jun	Jul	Aug	Sep	Oct	Nov	Dec
<b>Total</b>												
2021	417	358	428	324	343	394	382	389	451	396	395	430
2022	382	396	429	406	408	458	354	434	428	402	480	432
2023	473	417	477	431	451	432	455	467	338	346	327	341
2024	413	444	438									
<b>Homicide</b>												
2021	4	6	10	6	3	10	10	8	12	9	6	7
2022	7	7	3	6	7	9	4	17	4	9	6	3
2023	6	10	7	9	13	10	9	6	8	8	6	5
2024	5	9	15									
<b>Sex Crime*</b>												
2021	39	30	56	20	18	33	30	29	30	30	18	31
2022	30	28	22	34	30	16	22	22	32	26	32	28
2023	32	13	28	19	26	23	25	24	19	21	29	34
2024	27	35	33									
<b>Robbery</b>												
2021	36	25	32	14	27	25	24	12	37	19	20	24
2022	27	32	28	27	13	25	21	39	24	18	22	25
2023	26	15	15	17	14	24	9	25	10	17	19	20
2024	19	13	24									
<b>Aggravated Assault</b>												
2021	115	90	118	96	98	100	99	104	119	118	123	125
2022	115	103	137	117	104	107	102	98	113	79	129	110
2023	97	78	110	113	111	102	121	109	77	94	89	103
2024	112	116	110									
<b>Burglary/Theft /Larceny</b>												
2021	92	100	100	93	94	117	88	120	142	112	129	153
2022	98	138	129	123	130	157	86	132	118	137	127	141
2023	161	153	162	143	135	140	120	113	85	107	79	101
2024	109	125	134									
<b>Motor Vehicle Theft</b>												
2021	12	9	14	14	12	15	19	14	13	9	7	13
2022	14	17	10	11	12	10	10	9	11	15	11	11
2023	12	9	4	11	15	15	21	7	9	6	6	6
2024	13	8	7									
<b>Controlled Substance</b>												
2021	35	26	15	11	14	15	21	10	15	16	11	11
2022	12	19	19	12	31	23	21	15	21	15	31	30
2023	36	37	35	18	34	17	24	41	15	9	13	4
2024	14	14	25									
<b>Other*</b>												
2021	82	70	82	63	73	77	87	83	77	81	75	62
2022	75	47	79	75	70	108	81	100	97	89	114	80
2023	96	98	113	97	100	96	124	136	111	81	76	61
2024	115	118	85									
<b>Criminal RALJ</b>												
2021	2	2	1	7	4	2	4	9	6	2	6	4
2022	4	5	2	1	5	3	7	2	8	4	8	4
2023	7	4	3	4	3	5	2	6	4	3	10	7
2024	5	6	5									
<b>MRJC Filing as % of Total</b>												
2021	43%	43%	45%	51%	48%	42%	41%	40%	45%	49%	43%	48%
2022	42%	33%	38%	40%	40%	36%	34%	36%	39%	31%	42%	41%
2023	38%	31%	29%	37%	31%	31%	35%	35%	36%	37%	41%	50%
2024	42%	47%	45%									

The highest crime category in a case's history is used to classify cases. For example, a case charged with homicide at any time in the case's history is reported as a homicide regardless of whether the charge is reduced at resolution.

(\*) Starting January 2021, "failure to register as sex offender" cases are in the "other" category instead of in the "sex crime" category. This change was made in line with the reporting categories by Washington State Administrative Office of the Courts.

Table 2. Monthly Criminal Case Resolutions by Crime Category  
King County Superior Court

Crime Category	Jan	Feb	Mar	Apr	May	Jun	Jul	Aug	Sep	Oct	Nov	Dec
<b>Total</b>												
2021	313	375	881	530	465	525	348	414	412	434	333	677
2022 *	303	402	412	425	391	435	381	455	401	401	366	363
2023	450	374	460	399	446	475	481	474	391	401	443	377
2024	432	425	457									
<b>Homicide</b>												
2021	1	4	6	4	2	4	1	3	5	6	4	4
2022	5	6	6	4	11	5	5	8	2	8	7	4
2023	9	4	10	6	14	12	13	7	12	11	12	14
2024	2	10	12									
<b>Sex Crime**</b>												
2021	21	20	24	31	30	27	26	20	30	24	23	16
2022	21	20	29	34	30	30	24	20	27	15	15	21
2023	19	17	28	26	23	36	25	35	29	39	27	23
2024	27	32	30									
<b>Robbery</b>												
2021	20	26	21	30	11	21	16	14	25	18	11	6
2022	12	11	14	6	14	17	10	23	18	18	14	12
2023	9	12	22	16	26	31	21	33	28	20	16	16
2024	19	27	17									
<b>Aggravated Assault</b>												
2021	86	123	127	122	97	87	68	76	84	74	84	56
2022	45	69	95	82	69	84	78	87	74	72	97	93
2023	62	63	126	106	125	110	94	114	86	101	115	94
2024	108	101	106									
<b>Burglary/Theft /Larceny</b>												
2021	68	69	116	121	64	86	62	88	51	88	62	69
2022	56	86	87	98	84	109	89	103	89	112	93	66
2023	123	78	129	120	138	142	149	135	96	90	96	110
2024	122	117	136									
<b>Motor Vehicle Theft</b>												
2021	5	7	16	14	11	12	3	10	9	10	5	3
2022	8	11	10	4	8	5	6	8	5	10	5	9
2023	9	7	13	8	6	15	11	14	13	10	11	10
2024	10	11	13									
<b>Controlled Substance</b>												
2021	26	52	430	106	68	137	27	41	36	60	25	413
2022	15	25	22	22	21	24	23	21	12	10	22	24
2023	46	21	22	12	19	23	26	28	21	23	54	22
2024	32	37	43									
<b>Drug Court</b>												
2021	24	19	63	26	17	10	13	7	22	12	16	5
2022	12	16	6	20	7	9	11	3	7	5	5	3
2023	8	20	7	11	5	6	14	21	21	22	19	4
2024	20	17	9									
<b>Other**</b>												
2021	51	50	68	71	161	135	129	133	144	140	102	103
2022	122	155	139	149	143	147	133	175	164	148	106	127
2023	159	151	99	92	86	95	127	83	82	82	87	77
2024	86	67	80									
<b>Criminal RALJ</b>												
2021	11	5	10	5	4	6	3	22	6	2	1	2
2022	7	3	4	6	4	5	2	7	3	3	2	4
2023	6	1	4	2	4	5	1	4	3	3	6	7
2024	6	6	11									
<b>MRJC as % of Total</b>												
2021	38%	37%	37%	32%	39%	33%	34%	41%	42%	43%	40%	35%
2022	41%	44%	49%	46%	47%	46%	49%	45%	37%	38%	45%	39%
2023	39%	37%	44%	45%	39%	43%	39%	35%	40%	38%	37%	39%
2024	39%	40%	35%									

“Controlled Substance” are drug related cases that have never been accepted into drug court.

“Drug Court” are cases that have been formally accepted into drug court (identified by orders).

(\*) The increase in resolution in March and December 2021 was due to the dismissal of drug possession cases based on the decision on State v. Blake case by the State Supreme Court.

(\*\*) Starting January 2021, “failure to register as sex offender” cases are in the “other” category instead of in the “sex crime” category. This change was made in line with the reporting categories by Washington State Administrative Office of the Courts.

Table 3. Number of Cases Resolved and Resolution Category  
King County Superior Court

Crime Category	Mar 2023	Apr 2023	May 2023	Jun 2023	Jul 2023	Aug 2023	Sep 2023	Oct 2023	Nov 2023	Dec 2023	Jan 2024	Feb 2024	Mar 2024
<b>Homicide</b>	<b>10</b>	<b>6</b>	<b>14</b>	<b>12</b>	<b>13</b>	<b>7</b>	<b>12</b>	<b>11</b>	<b>12</b>	<b>14</b>	<b>2</b>	<b>10</b>	<b>12</b>
Resolved by Jury Trial	3	1	3	2	1	0	1	5	4	2	0	3	1
Resolved by Non-Jury Trial	0	0	0	0	0	1	1	0	0	0	0	0	0
Resolved by Guilty Plea	7	5	10	9	11	6	8	4	8	11	2	7	10
Dismissal	0	0	1	0	0	0	2	2	0	0	0	0	0
Others	0	0	0	1	1	0	0	0	0	1	0	0	1
<b>Sex Crime**</b>	<b>28</b>	<b>26</b>	<b>23</b>	<b>36</b>	<b>25</b>	<b>35</b>	<b>29</b>	<b>39</b>	<b>27</b>	<b>23</b>	<b>27</b>	<b>32</b>	<b>30</b>
Resolved by Jury Trial	2	3	2	5	1	1	0	1	3	2	1	4	4
Resolved by Non-Jury Trial	0	0	0	0	0	0	0	0	0	0	0	0	0
Resolved by Guilty Plea	20	18	17	26	16	25	21	30	21	16	22	19	19
Dismissal	6	5	4	4	8	9	8	8	3	5	4	9	7
Others	0	0	0	1	0	0	0	0	0	0	0	0	0
<b>Robbery</b>	<b>22</b>	<b>16</b>	<b>26</b>	<b>31</b>	<b>21</b>	<b>33</b>	<b>28</b>	<b>20</b>	<b>16</b>	<b>16</b>	<b>19</b>	<b>27</b>	<b>17</b>
Resolved by Jury Trial	0	0	0	0	0	0	0	0	0	0	1	0	0
Resolved by Non-Jury Trial	0	0	0	0	0	0	0	0	0	0	0	0	0
Resolved by Guilty Plea	19	9	21	26	21	28	25	17	15	13	14	22	14
Dismissal	3	7	5	5	0	5	3	3	1	3	4	5	3
Others	0	0	0	0	0	0	0	0	0	0	0	0	0
<b>Aggravated Assault</b>	<b>126</b>	<b>106</b>	<b>125</b>	<b>110</b>	<b>94</b>	<b>114</b>	<b>86</b>	<b>101</b>	<b>115</b>	<b>94</b>	<b>108</b>	<b>101</b>	<b>106</b>
Resolved by Jury Trial	5	3	2	0	4	6	1	1	3	3	0	4	3
Resolved by Non-Jury Trial	0	0	0	0	0	0	0	0	0	0	0	0	0
Resolved by Guilty Plea	83	81	95	74	70	85	67	81	92	69	80	71	85
Dismissal	38	22	28	34	20	23	18	19	19	22	28	25	18
Others	0	0	0	2	0	0	0	0	1	0	0	1	0
<b>Burglary/Theft/Larceny</b>	<b>129</b>	<b>120</b>	<b>138</b>	<b>142</b>	<b>149</b>	<b>135</b>	<b>96</b>	<b>90</b>	<b>96</b>	<b>110</b>	<b>122</b>	<b>117</b>	<b>136</b>
Resolved by Jury Trial	0	1	0	0	1	0	1	0	1	0	2	0	1
Resolved by Non-Jury Trial	0	0	1	0	0	0	0	0	0	0	0	0	0
Resolved by Guilty Plea	88	87	98	111	117	102	65	64	69	78	85	77	71
Dismissal	40	32	39	30	31	33	30	26	23	32	35	40	64
Others	1	0	0	1	0	0	0	0	3	0	0	0	0
<b>Motor Vehicle Theft</b>	<b>13</b>	<b>8</b>	<b>6</b>	<b>15</b>	<b>11</b>	<b>14</b>	<b>13</b>	<b>10</b>	<b>11</b>	<b>10</b>	<b>10</b>	<b>11</b>	<b>13</b>
Resolved by Jury Trial	0	0	0	0	0	0	0	0	1	0	0	0	0
Resolved by Non-Jury Trial	0	0	0	0	0	0	0	0	0	0	0	0	0
Resolved by Guilty Plea	9	5	3	12	9	10	9	5	4	7	5	8	9
Dismissal	4	3	3	3	2	4	4	5	6	2	5	3	4
Others	0	0	0	0	0	0	0	0	0	1	0	0	0
<b>Controlled Substance</b>	<b>22</b>	<b>12</b>	<b>19</b>	<b>23</b>	<b>26</b>	<b>28</b>	<b>21</b>	<b>23</b>	<b>54</b>	<b>22</b>	<b>32</b>	<b>37</b>	<b>43</b>
Resolved by Jury Trial	0	0	0	0	0	0	0	0	0	0	0	1	0
Resolved by Non-Jury Trial	0	0	0	0	0	0	0	0	0	0	0	0	0
Resolved by Guilty Plea	12	7	12	14	16	17	9	5	18	7	18	19	16
Dismissal	10	5	7	9	10	11	12	18	36	15	14	17	27
Others	0	0	0	0	0	0	0	0	0	0	0	0	0
<b>Drug Court</b>	<b>7</b>	<b>11</b>	<b>5</b>	<b>6</b>	<b>14</b>	<b>21</b>	<b>21</b>	<b>22</b>	<b>19</b>	<b>4</b>	<b>20</b>	<b>17</b>	<b>9</b>
Resolved by Non-Jury Trial	0	0	0	4	7	3	0	0	0	2	1	0	0
Resolved by Guilty Plea	2	0	3	1	0	4	8	2	3	0	3	1	1
Dismissal	5	11	2	1	7	14	13	20	16	2	16	16	8
Others	0	0	0	0	0	0	0	0	0	0	0	0	0
<b>Other**</b>	<b>99</b>	<b>92</b>	<b>86</b>	<b>95</b>	<b>127</b>	<b>83</b>	<b>82</b>	<b>82</b>	<b>87</b>	<b>77</b>	<b>86</b>	<b>67</b>	<b>80</b>
Resolved by Jury Trial	2	1	1	0	0	2	0	0	0	2	1	1	2
Resolved by Non-Jury Trial	0	0	0	0	0	0	0	0	0	0	0	0	0
Resolved by Guilty Plea	68	63	59	60	54	45	56	50	63	43	57	47	50
Dismissal	28	28	26	35	73	36	26	32	22	31	28	18	27
Others	1	0	0	0	0	0	0	0	2	1	0	1	1
<b>Criminal RALJ</b>	<b>3</b>	<b>2</b>	<b>4</b>	<b>5</b>	<b>1</b>	<b>4</b>	<b>3</b>	<b>3</b>	<b>6</b>	<b>7</b>	<b>6</b>	<b>6</b>	<b>11</b>
RALJ Decision	2	1	3	2	0	2	3	3	5	6	5	4	5
Dismissal	1	1	0	3	1	2	0	0	1	1	1	2	6
Others	0	0	1	0	0	0	0	0	0	0	0	0	0

(\*) "Controlled Substance" are drug related cases that have never been accepted into drug court.  
"Drug Court" are cases that have been formally accepted into drug court (identified by orders).

(\*\*) Starting January 2021, "failure to register as sex offender" cases are in the "other" category instead of in the "sex crime" category. This change was made in line with the reporting categories by Washington State Administrative Office of the Courts.



Table 4. Age (days) of Resolved Cases  
King County Superior Court

Crime Category	Mar 2023	Apr 2023	May 2023	Jun 2023	Jul 2023	Aug 2023	Sep 2023	Oct 2023	Nov 2023	Dec 2023	Jan 2024	Feb 2024	Mar 2024
<b>All Resolutions (excl. RALJ)</b>													
Number of Resolutions	460	399	446	475	481	474	391	401	443	377	432	425	457
50% Cases Resolved by Day	181	198	223	214	204	180	204	202	217	225	259	243	256
Average Days to Resolution	482	308	318	363	323	339	354	347	398	349	343	359	332
<b>Homicide*</b>													
Number of Resolutions	10	6	14	12	13	7	12	11	12	14	2	10	12
50% Cases Resolved by Day	803	790	628	852	700	746	620	1084	995	957	568	716	616
Average Days to Resolution	772	693	687	843	706	818	642	917	936	840	568	786	648
<b>Sex Crime**</b>													
Number of Resolutions	28	26	23	36	25	35	29	39	27	23	27	32	30
50% Cases Resolved by Day	673	738	632	680	455	525	584	435	453	532	532	431	447
Average Days to Resolution	605	610	632	722	580	529	545	494	572	520	543	507	533
<b>Robbery</b>													
Number of Resolutions	22	16	26	31	21	33	28	20	16	16	19	27	17
50% Cases Resolved by Day	151	361	240	174	216	196	232	158	278	325	236	244	419
Average Days to Resolution	281	343	371	241	277	327	300	226	305	365	374	352	435
<b>Aggravated Assault</b>													
Number of Resolutions	126	106	125	110	94	114	86	101	115	94	108	101	106
50% Cases Resolved by Day	136	220	166	173	231	139	125	135	184	149	150	176	183
Average Days to Resolution	239	277	245	362	276	239	209	247	309	240	241	304	273
<b>Burglary/Theft/Larceny</b>													
Number of Resolutions	129	120	138	142	149	135	96	90	96	110	122	117	136
50% Cases Resolved by Day	166	144	216	167	217	160	209	176	240	241	322	242	298
Average Days to Resolution	298	273	305	309	348	251	331	287	543	322	418	319	333
<b>Motor Vehicle Theft</b>													
Number of Resolutions	13	8	6	15	11	14	13	10	11	10	10	11	13
50% Cases Resolved by Day	212	160	455	295	160	175	105	98	98	277	207	265	246
Average Days to Resolution	317	225	364	410	305	241	180	191	297	1050	307	265	395
<b>Controlled Substance</b>													
Number of Resolutions	22	12	19	23	26	28	21	23	54	22	32	37	43
50% Cases Resolved by Day	191	167	215	287	215	248	82	230	104	145	123	252	249
Average Days to Resolution	280	314	285	360	303	336	807	820	256	329	233	301	328
<b>Drug Court</b>													
Number of Resolutions	7	11	5	6	14	21	21	22	19	4	20	17	9
50% Cases Resolved by Day	799	911	613	651	995	790	680	690	463	289	626	701	457
Average Days to Resolution	846	725	719	795	1108	701	662	717	497	331	758	688	557
<b>Other**</b>													
Number of Resolutions	99	92	86	95	127	83	82	82	87	77	86	67	80
50% Cases Resolved by Day	160	147	195	190	84	135	139	96	139	168	178	189	179
Average Days to Resolution	1065	227	270	263	166	436	278	205	331	294	239	353	234
<b>Criminal RALJ</b>													
Number of Resolutions	4	2	4	5	1	4	3	3	6	7	6	6	11
50% Cases Resolved by Day	174	374	222	253	175	164	232	431	278	382	333	239	256
Average Days to Resolution	167	374	243	220	175	161	296	395	297	344	318	291	310

“Controlled Substance” are drug related cases that have never been accepted into drug court.

“Drug Court” are cases that have been formally accepted into drug court (identified by orders).

(\*) Due to small number of resolutions in this category, the age statistics for homicides are expected to vary considerably.

(\*\*) Starting January 2021, “failure to register as sex offender” cases are in the “other” category instead of in the “sex crime” category. This change was made in line with the reporting categories by Washington State Administrative Office of the Courts.

Table 5. Pending Criminal Cases  
King County Superior Court

Crime Category	Mar 2023	Apr 2023	May 2023	Jun 2023	Jul 2023	Aug 2023	Sep 2023	Oct 2023	Nov 2023	Dec 2023	Jan 2024	Feb 2024	Mar 2024
<b>Total</b>													
Previous Pending	4384	4681	4407	4429	4333	4246	4291	4271	4194	4126	3974	3976	4057
New Filing	477	431	451	432	455	467	338	346	327	341	419	444	438
Resolved	460	399	446	475	481	474	391	401	443	377	432	425	457
<b>End Pending</b>	<b>4681</b>	<b>4407</b>	<b>4429</b>	<b>4333</b>	<b>4246</b>	<b>4291</b>	<b>4271</b>	<b>4194</b>	<b>4126</b>	<b>3974</b>	<b>3976</b>	<b>4057</b>	<b>3965</b>
<b>Homicide</b>													
Previous Pending	213	215	215	212	211	211	215	214	207	204	194	200	195
New Filing	7	9	13	10	9	6	8	8	6	5	5	9	15
Resolved	10	6	14	12	13	7	12	11	12	14	2	10	12
<b>End Pending</b>	<b>215</b>	<b>215</b>	<b>212</b>	<b>211</b>	<b>211</b>	<b>215</b>	<b>214</b>	<b>207</b>	<b>204</b>	<b>194</b>	<b>200</b>	<b>195</b>	<b>194</b>
<b>Sex Crime*</b>													
Previous Pending	523	520	516	517	505	497	495	495	475	473	466	458	465
New Filing	28	19	26	23	25	24	19	21	29	34	27	35	33
Resolved	28	26	23	36	25	35	29	39	27	23	27	32	30
<b>End Pending</b>	<b>520</b>	<b>516</b>	<b>517</b>	<b>505</b>	<b>497</b>	<b>495</b>	<b>495</b>	<b>475</b>	<b>473</b>	<b>466</b>	<b>458</b>	<b>465</b>	<b>460</b>
<b>Robbery</b>													
Previous Pending	244	234	237	229	232	222	221	214	208	207	204	200	195
New Filing	15	17	14	24	9	25	10	17	19	20	19	13	24
Resolved	22	16	26	31	21	33	28	20	16	16	19	27	17
<b>End Pending</b>	<b>234</b>	<b>237</b>	<b>229</b>	<b>232</b>	<b>222</b>	<b>221</b>	<b>214</b>	<b>208</b>	<b>207</b>	<b>204</b>	<b>200</b>	<b>195</b>	<b>202</b>
<b>Aggravated Assault</b>													
Previous Pending	807	803	790	767	759	780	774	779	792	767	749	763	800
New Filing	110	113	111	102	121	109	77	94	89	103	112	116	110
Resolved	126	106	125	110	94	114	86	101	115	94	108	101	106
<b>End Pending</b>	<b>803</b>	<b>790</b>	<b>767</b>	<b>759</b>	<b>780</b>	<b>774</b>	<b>779</b>	<b>792</b>	<b>767</b>	<b>749</b>	<b>763</b>	<b>800</b>	<b>772</b>
<b>Burglary/Theft/Larceny</b>													
Previous Pending	1259	1300	1297	1285	1248	1209	1191	1173	1169	1148	1111	1113	1143
New Filing	162	143	135	140	120	113	85	107	79	101	109	125	134
Resolved	129	120	138	142	149	135	96	90	96	110	122	117	136
<b>End Pending</b>	<b>1300</b>	<b>1297</b>	<b>1285</b>	<b>1248</b>	<b>1209</b>	<b>1191</b>	<b>1173</b>	<b>1169</b>	<b>1148</b>	<b>1111</b>	<b>1113</b>	<b>1143</b>	<b>1111</b>
<b>Motor Vehicle Theft</b>													
Previous Pending	107	96	100	103	103	104	103	99	95	86	81	83	89
New Filing	4	11	15	15	21	7	9	6	6	6	5	8	7
Resolved	13	8	6	15	11	14	13	10	11	10	10	11	13
<b>End Pending</b>	<b>96</b>	<b>100</b>	<b>103</b>	<b>103</b>	<b>104</b>	<b>103</b>	<b>99</b>	<b>95</b>	<b>86</b>	<b>81</b>	<b>83</b>	<b>89</b>	<b>91</b>
<b>Controlled Substance</b>													
Previous Pending	269	554	317	333	315	307	321	322	292	288	272	260	255
Resolved	22	12	19	23	26	28	21	23	54	22	32	37	43
<b>End Pending</b>	<b>554</b>	<b>317</b>	<b>333</b>	<b>315</b>	<b>307</b>	<b>321</b>	<b>322</b>	<b>292</b>	<b>288</b>	<b>272</b>	<b>260</b>	<b>255</b>	<b>246</b>
<b>Drug Court</b>													
Previous Pending	162	182	174	184	194	172	176	167	154	152	134	137	149
New Enrollment	22	2	2	16	8	4	9	14	6	5	3	24	5
Resolved	7	11	5	6	14	21	21	22	19	4	20	17	9
<b>End Pending</b>	<b>182</b>	<b>174</b>	<b>184</b>	<b>194</b>	<b>172</b>	<b>176</b>	<b>167</b>	<b>154</b>	<b>152</b>	<b>134</b>	<b>137</b>	<b>149</b>	<b>145</b>
<b>Other*</b>													
Previous Pending	754	731	714	754	719	697	746	759	752	746	708	710	713
New Filing	113	97	100	96	124	136	111	81	76	61	50	118	85
Resolved	99	92	86	95	127	83	82	82	87	77	86	67	80
<b>End Pending</b>	<b>731</b>	<b>714</b>	<b>754</b>	<b>719</b>	<b>697</b>	<b>746</b>	<b>759</b>	<b>752</b>	<b>746</b>	<b>708</b>	<b>710</b>	<b>713</b>	<b>697</b>
<b>Criminal RALJ</b>													
Previous Pending	46	46	47	45	47	47	49	49	50	55	55	52	53
New Filing	3	4	3	5	2	6	4	3	10	7	5	6	5
Resolved	4	2	4	5	1	4	3	3	6	7	6	6	11
<b>End Pending</b>	<b>46</b>	<b>47</b>	<b>45</b>	<b>47</b>	<b>47</b>	<b>49</b>	<b>49</b>	<b>50</b>	<b>55</b>	<b>55</b>	<b>52</b>	<b>53</b>	<b>47</b>
<b>Total Pending Caseload</b>													
SEA (%)	59%	62%	62%	63%	64%	64%	64%	64%	64%	63%	63%	63%	61%
MRJC (%)	41%	38%	38%	37%	36%	36%	36%	36%	36%	37%	37%	37%	39%

(\*) Starting January 2021, "failure to register as sex offender" cases are in the "other" category instead of in the "sex crime" category. This change was made in line with the reporting categories by Washington State Administrative Office of the Courts.

Table 6. Age (days) of Pending Cases  
King County Superior Court

Crime Category	Mar 2023	Apr 2023	May 2023	Jun 2023	Jul 2023	Aug 2023	Sep 2023	Oct 2023	Nov 2023	Dec 2023	Jan 2024	Feb 2024	Mar 2024
<b>All Pending (excl. RALJ)</b>													
Number of Pending Cases	4681	4407	4429	4333	4246	4291	4271	4194	4126	3974	3976	4057	3965
Median Days (50%tile)	197	214	210	213	209	210	216	228	233	236	233	227	227
Average Days	305	320	319	323	318	316	321	326	331	332	329	324	323
<b>Homicide</b>													
Number of Pending Cases	215	215	212	211	211	215	214	207	204	194	200	195	194
Median Days (50%tile)	533	537	503	486	411	387	414	428	423	412	388	379	386
Average Days	566	562	546	531	516	513	521	518	500	494	504	503	500
<b>Sex Crime*</b>													
Number of Pending Cases	520	516	517	505	497	495	495	475	473	466	458	465	460
Median Days (50%tile)	356	353	366	351	349	338	348	357	352	356	366	361	353
Average Days	422	420	425	418	415	413	412	424	420	423	427	422	421
<b>Robbery</b>													
Number of Pending Cases	234	237	229	232	222	221	214	208	207	204	200	195	202
Median Days (50%tile)	206	217	224	232	242	241	246	270	280	256	232	232	176
Average Days	288	291	295	291	316	303	305	320	324	316	308	308	293
<b>Aggravated Assault</b>													
Number of Pending Cases	803	790	767	759	780	774	779	792	767	749	763	800	772
Median Days (50%tile)	188	170	170	173	153	161	164	166	168	165	165	156	160
Average Days	262	251	249	248	235	238	244	239	240	244	237	232	229
<b>Burglary/Theft/Larceny</b>													
Number of Pending Cases	1300	1297	1285	1248	1209	1191	1173	1169	1148	1111	1113	1143	1111
Median Days (50%tile)	182	179	174	191	192	200	212	225	241	245	241	215	197
Average Days	283	286	289	306	304	312	318	322	331	327	317	305	299
<b>Motor Vehicle Theft</b>													
Number of Pending Cases	96	100	103	103	104	103	99	95	86	81	83	89	91
Median Days (50%tile)	235	210	213	151	159	170	183	195	211	213	209	213	225
Average Days	328	324	309	282	277	278	290	313	315	314	301	317	298
<b>Controlled Substance</b>													
Number of Pending Cases	554	317	333	315	307	321	322	292	288	272	260	255	246
Median Days (50%tile)	43	159	169	164	176	191	219	245	255	285	294	312	318
Median Days (50%tile)	183	306	310	315	324	313	328	349	362	392	398	406	411
<b>Drug Court</b>													
Number of Pending Cases	182	174	184	194	172	176	167	154	152	134	137	149	145
Median Days (50%tile)	544	574	605	575	541	515	541	528	575	598	613	597	602
Average Days	630	657	679	668	647	648	675	668	698	721	734	717	723
<b>Other*</b>													
Number of Pending Cases	731	714	754	719	697	746	759	752	746	708	710	713	697
Median Days (50%tile)	164	175	161	158	154	137	143	160	170	173	184	190	199
Average Days	253	255	238	239	233	223	225	237	245	251	250	249	256
<b>Criminal RALJ</b>													
Number of Pending Cases	46	47	45	47	47	49	49	50	55	55	52	53	47
Median Days (50%tile)	149	164	182	184	215	235	243	211	161	145	126	120	124
Average Days	172	179	190	198	222	234	238	248	222	209	207	200	194

\*Controlled Substance\* are drug related cases that have never been accepted into drug court.

\*Drug Court\* are cases that have been formally accepted into drug court (identified by orders).

(\* Starting January 2021, "failure to register as sex offender" cases are in the "other" category instead of in the "sex crime" category. This change was made in line with the reporting categories by Washington State Administrative Office of the Courts.

Table 7. Age Intervals of Pending Criminal Cases  
King County Superior Court

Crime Category	Mar 2023	Apr 2023	May 2023	Jun 2023	Jul 2023	Aug 2023	Sep 2023	Oct 2023	Nov 2023	Dec 2023	Jan 2024	Feb 2024	Mar 2024
<b>Total</b> # Cases	<b>4681</b>	<b>4407</b>	<b>4429</b>	<b>4333</b>	<b>4246</b>	<b>4291</b>	<b>4271</b>	<b>4194</b>	<b>4126</b>	<b>3974</b>	<b>3976</b>	<b>4057</b>	<b>3965</b>
0 - 120 days (0 - 4 months)	1748	1511	1525	1386	1371	1389	1332	1314	1206	1118	1154	1233	1281
121-180 days (5 - 6 months)	478	477	485	559	557	510	518	452	474	515	456	453	412
181-270 days (7 - 9 months)	600	579	598	542	540	624	639	622	628	569	599	574	573
> 270 days (> 9 months)	1855	1840	1821	1846	1778	1768	1782	1806	1818	1772	1767	1797	1699
<b>Homicide</b> # Cases	<b>215</b>	<b>215</b>	<b>212</b>	<b>211</b>	<b>211</b>	<b>215</b>	<b>214</b>	<b>207</b>	<b>204</b>	<b>194</b>	<b>200</b>	<b>195</b>	<b>194</b>
0 - 120 days (0 - 4 months)	29	31	40	41	39	40	38	34	35	29	29	28	29
121-180 days (5 - 6 months)	10	10	7	11	21	21	19	19	17	17	14	12	14
181-270 days (7 - 9 months)	27	27	19	13	12	17	22	26	30	27	29	26	24
> 270 days (> 9 months)	149	147	146	146	139	137	135	128	122	121	128	129	127
<b>Sex Crime*</b> # Cases	<b>520</b>	<b>516</b>	<b>517</b>	<b>505</b>	<b>497</b>	<b>495</b>	<b>495</b>	<b>475</b>	<b>473</b>	<b>466</b>	<b>458</b>	<b>465</b>	<b>460</b>
0 - 120 days (0 - 4 months)	102	100	91	86	94	96	98	97	94	87	85	97	103
121-180 days (5 - 6 months)	44	48	50	52	40	39	42	31	37	51	43	34	30
181-270 days (7 - 9 months)	60	57	65	61	68	67	58	53	53	45	51	56	66
> 270 days (> 9 months)	314	311	311	306	295	293	297	294	289	283	279	278	261
<b>Robbery</b> # Cases	<b>234</b>	<b>237</b>	<b>229</b>	<b>232</b>	<b>222</b>	<b>221</b>	<b>214</b>	<b>208</b>	<b>207</b>	<b>204</b>	<b>200</b>	<b>195</b>	<b>202</b>
0 - 120 days (0 - 4 months)	80	77	66	65	55	60	65	61	62	67	71	66	77
121-180 days (5 - 6 months)	25	27	31	34	30	23	14	15	19	20	15	21	25
181-270 days (7 - 9 months)	34	39	38	33	33	41	37	28	21	17	22	21	19
> 270 days (> 9 months)	95	94	94	100	104	97	98	104	105	100	92	87	81
<b>Aggravated Assault</b> # Cases	<b>803</b>	<b>790</b>	<b>767</b>	<b>759</b>	<b>780</b>	<b>774</b>	<b>779</b>	<b>792</b>	<b>767</b>	<b>749</b>	<b>763</b>	<b>800</b>	<b>772</b>
0 - 120 days (0 - 4 months)	299	312	313	300	335	317	308	327	304	289	306	328	333
121-180 days (5 - 6 months)	90	98	96	96	98	101	108	95	101	106	100	107	97
181-270 days (7 - 9 months)	121	112	103	102	99	117	113	118	103	108	113	117	107
> 270 days (> 9 months)	293	268	255	261	248	239	250	252	259	246	244	248	235
<b>Burglary/Theft/Larceny</b> # Cases	<b>1300</b>	<b>1297</b>	<b>1285</b>	<b>1248</b>	<b>1209</b>	<b>1191</b>	<b>1173</b>	<b>1169</b>	<b>1148</b>	<b>1111</b>	<b>1113</b>	<b>1143</b>	<b>1111</b>
0 - 120 days (0 - 4 months)	518	522	496	430	391	369	353	351	305	312	323	362	389
121-180 days (5 - 6 months)	130	131	155	180	185	176	143	127	142	133	124	139	122
181-270 days (7 - 9 months)	170	154	153	144	153	170	207	199	205	164	167	147	157
> 270 days (> 9 months)	482	490	481	494	480	476	470	492	496	502	499	495	443
<b>Motor vehicle Theft</b> # Cases	<b>96</b>	<b>100</b>	<b>103</b>	<b>103</b>	<b>104</b>	<b>103</b>	<b>99</b>	<b>95</b>	<b>86</b>	<b>81</b>	<b>83</b>	<b>89</b>	<b>91</b>
0 - 120 days (0 - 4 months)	29	33	36	45	40	40	38	35	23	20	26	25	29
121-180 days (5 - 6 months)	13	11	8	10	18	13	10	9	15	13	10	13	8
181-270 days (7 - 9 months)	13	12	17	11	8	15	16	15	16	18	18	17	19
> 270 days (> 9 months)	41	44	42	37	38	35	35	36	32	30	29	34	35
<b>Controlled Substance</b> # Cases	<b>554</b>	<b>317</b>	<b>333</b>	<b>315</b>	<b>307</b>	<b>321</b>	<b>322</b>	<b>292</b>	<b>288</b>	<b>272</b>	<b>260</b>	<b>255</b>	<b>246</b>
0 - 120 days (0 - 4 months)	371	137	136	98	94	100	88	78	74	46	47	51	60
121-180 days (5 - 6 months)	41	34	35	68	63	38	45	31	24	38	36	21	20
181-270 days (7 - 9 months)	39	38	48	42	47	72	68	62	54	47	36	37	28
> 270 days (> 9 months)	103	108	114	107	103	111	121	121	136	141	141	146	138
<b>Drug Court</b> # Cases	<b>182</b>	<b>174</b>	<b>184</b>	<b>194</b>	<b>172</b>	<b>176</b>	<b>167</b>	<b>154</b>	<b>152</b>	<b>134</b>	<b>137</b>	<b>149</b>	<b>145</b>
0 - 120 days (0 - 4 months)	16	13	13	12	9	10	8	7	5	2	3	4	4
121-180 days (5 - 6 months)	10	6	5	11	10	7	6	10	9	5	4	2	2
181-270 days (7 - 9 months)	14	13	15	15	17	20	19	12	11	14	17	21	12
> 270 days (> 9 months)	142	142	151	156	136	139	134	125	127	113	113	122	127
<b>Other*</b> # Cases	<b>731</b>	<b>714</b>	<b>754</b>	<b>719</b>	<b>697</b>	<b>746</b>	<b>759</b>	<b>752</b>	<b>746</b>	<b>708</b>	<b>710</b>	<b>713</b>	<b>697</b>
0 - 120 days (0 - 4 months)	288	269	322	295	300	343	321	311	281	242	239	245	236
121-180 days (5 - 6 months)	103	102	88	89	88	87	124	107	105	126	103	97	83
181-270 days (7 - 9 months)	111	116	125	108	89	96	94	104	129	121	141	127	137
> 270 days (> 9 months)	229	227	219	227	220	220	220	230	231	219	227	244	241
<b>Criminal RALJ</b> # Cases	<b>46</b>	<b>47</b>	<b>45</b>	<b>47</b>	<b>47</b>	<b>49</b>	<b>49</b>	<b>50</b>	<b>55</b>	<b>55</b>	<b>52</b>	<b>53</b>	<b>47</b>
0 - 120 days (0 - 4 months)	16	17	12	14	14	14	15	13	23	24	25	27	21
121-180 days (5 - 6 months)	12	10	10	8	4	5	7	8	5	6	7	7	11
181-270 days (7 - 9 months)	11	11	15	13	14	9	5	5	6	8	5	5	4
> 270 days (> 9 months)	7	9	8	12	15	21	22	24	21	17	15	14	11

"Controlled Substance" are drug related cases that have never been accepted into drug court.

"Drug Court" are cases that have been formally accepted into drug court (identified by orders).

(\* Starting January 2021, "failure to register as sex offender" cases are in the "other" category instead of in the "sex crime" category. This change was made in line with the reporting categories by Washington State Administrative Office of the Courts.

Table 8. Comparison between SEA/KNT: Filings, Resolutions, and Pending Caseload

King County Superior Court

	Mar 2023	Apr 2023	May 2023	Jun 2023	Jul 2023	Aug 2023	Sep 2023	Oct 2023	Nov 2023	Dec 2023	Jan 2024	Feb 2024	Mar 2024
<b>Total Filings</b>	<b>477</b>	<b>431</b>	<b>451</b>	<b>432</b>	<b>455</b>	<b>467</b>	<b>338</b>	<b>346</b>	<b>327</b>	<b>341</b>	<b>419</b>	<b>444</b>	<b>438</b>
SEA - # of Cases Filed	339	270	311	297	297	306	215	219	194	169	243	235	239
MRJC - # of Cases Filed	138	161	140	135	158	161	123	127	133	172	176	209	199
SEA %	71%	63%	69%	69%	65%	66%	64%	63%	59%	50%	58%	53%	55%
MRJC %	29%	37%	31%	31%	35%	34%	36%	37%	41%	50%	42%	47%	45%
<b>Total Resolutions</b>	<b>460</b>	<b>399</b>	<b>446</b>	<b>475</b>	<b>481</b>	<b>474</b>	<b>391</b>	<b>401</b>	<b>443</b>	<b>377</b>	<b>432</b>	<b>425</b>	<b>457</b>
SEA - # of Cases Resolved	259	220	272	270	292	309	236	249	281	229	262	255	299
MRJC - # of Cases Resolved	201	179	174	205	189	165	155	152	162	148	170	170	158
SEA %	56%	55%	61%	57%	61%	65%	60%	62%	63%	61%	61%	60%	65%
MRJC %	44%	45%	39%	43%	39%	35%	40%	38%	37%	39%	39%	40%	35%
<b>Total Pending</b>	<b>4681</b>	<b>4407</b>	<b>4429</b>	<b>4333</b>	<b>4246</b>	<b>4291</b>	<b>4271</b>	<b>4194</b>	<b>4126</b>	<b>3974</b>	<b>3976</b>	<b>4057</b>	<b>3965</b>
SEA - # of Cases Pending	2919	2717	2765	2746	2718	2739	2735	2682	2626	2504	2501	2550	2418
MRJC - # of Cases Pending	1762	1690	1664	1587	1528	1552	1536	1512	1500	1470	1475	1507	1547
SEA %	62%	62%	62%	63%	64%	64%	64%	64%	64%	63%	63%	63%	61%
MRJC %	38%	38%	38%	37%	36%	36%	36%	36%	36%	37%	37%	37%	39%

Table 9. Drug Court Statistics

King County Superior Court

Categories	Mar 2023	Apr 2023	May 2023	Jun 2023	Jul 2023	Aug 2023	Sep 2023	Oct 2023	Nov 2023	Dec 2023	Jan 2024	Feb 2024	Mar 2024
Referrals	39	15	27	34	23	18	23	26	14	26	22	16	38
<i>Directly from PA</i>	5	1	9	11	15	2	10	0	6	6	2	3	11
<i>From Mainstream</i>	34	14	18	23	8	16	13	26	8	20	20	13	27
<b>Opt-in <sup>(1)</sup></b>	<b>22</b>	<b>2</b>	<b>2</b>	<b>16</b>	<b>8</b>	<b>4</b>	<b>9</b>	<b>14</b>	<b>6</b>	<b>5</b>	<b>3</b>	<b>24</b>	<b>5</b>
<b>Resolutions</b>	<b>7</b>	<b>11</b>	<b>5</b>	<b>6</b>	<b>14</b>	<b>21</b>	<b>21</b>	<b>22</b>	<b>19</b>	<b>4</b>	<b>20</b>	<b>17</b>	<b>9</b>
Graduations <sup>(2)</sup>	5	11	2	1	7	7	8	20	16	2	16	16	8
Terminations <sup>(3)</sup>	2	0	3	5	7	14	13	2	3	2	4	1	1
<b>Drug Court Pending</b>	<b>182</b>	<b>174</b>	<b>184</b>	<b>194</b>	<b>172</b>	<b>176</b>	<b>167</b>	<b>154</b>	<b>152</b>	<b>134</b>	<b>137</b>	<b>149</b>	<b>145</b>
<i>SEA Drug Court</i>	125	122	134	142	125	122	115	108	105	84	84	100	100
<i>KNT Drug Court</i>	57	52	50	52	47	54	52	46	47	50	53	49	45

- (1) Opt-in reflects the court order of participation.
- (2) Graduations are dismissals of opted-in cases after the completion of program.
- (3) Terminations are cases that fail in drug court.