



# King County

Department of Judicial Administration  
*Catherine Cornwall*  
*Director and Superior Court Clerk*  
(206) 296-9300 (206) 296-0100 TTY/TDD

## King County Superior Court

# Quarterly Statistical Report

Fourth Quarter 2023

Department of Judicial Administration  
Prepared by: Shiquan Liao, Ph.D., Statistician

*January 15, 2024*

**Report #: QTR-2023-04**

*Seattle Courthouse*  
516 Third Avenue Room E609  
Seattle, WA 98104-2386

*Maleng Regional Justice Center*  
401 Fourth Avenue North Room 2C  
Kent, WA 98032-4429

*Clark Children and Family  
Justice Center*  
1211 East Alder Room 3015  
Seattle, WA 98122-5598

# Quarterly Report Summary

## King County Superior Court

**NOTE: Washington State Supreme Court orders related to the coronavirus pandemic, beginning March 2020, affect the statistics for the foreseeable future.**

### Highlights

- **Criminal Cases.** The criminal filings in 2023 were almost the same as that in 2022, showing only 1.2% decrease from 2022. The total criminal case filings (excluding RALJ) in 2023 were 4,896 cases, with MRJC accounting for 43% of the total criminal cases. The resolutions of criminal cases in 2023 were 5,413 cases, exceeding the filing volume. The pending criminal caseload at the end of 2023 was 3,919 cases (excluding RALJ). Of the 3,919 pending criminal cases, 37% were the MRJC cases.
- **Civil Cases.** Filings in civil cases (case type 2) in 2023 were significantly higher than 2022, totaling 19,776 cases and showing an increase of 25.2% from 2022. The increase in civil filings was primarily due to the resumed filings in unlawful detainer cases and the rise in civil protection petitions. The civil resolutions were lower than the filing volume in 2023, totaling 18,096 cases in the year. The pending civil caseload was 8,034 cases at the end of 2023, 18.2% higher than a year ago. The MRJC had 35% of the pending civil caseload at the year end.
- **Domestic Cases.** Domestic case (case type 3) filings in 2023 were higher than 2022, with 6.2% increase. A total of 6,369 domestic cases were filed in 2023. The MRJC had 39% of the total domestic cases in filing. The resolutions of domestic cases fell behind the filing volume slightly in the year. At the end of 2023, the pending domestic caseload was 4,404 cases, with 39% being the MRJC cases.
- **ITA Cases.** The filings of ITA cases in 2023 remained at a high level. A total of 5,541 ITA cases were filed in 2023, just slightly lower than the historical level in 2022 (-2.2%). The number of ITA cases remaining to be adjudicated at the end of 2023 was 333 cases.
- **Juvenile Dependency/Termination (DEP/TER) and At-risk Youth (ARY)/Child-in-Need of Service (CHINS) Cases.** In 2023, dependency filings were down 19.9% from 2022, terminations down 10.6%, and ARY/CHINS/others up significantly (+59.1%) from 2022. Court also received a significant number of truancy cases in 2023 after a pause during the Covid pandemic, totaling 1,560 truancy cases in 2023. At the end of 2023, the numbers of cases pending disposition in the non-Offense juvenile categories are: 217 dependency cases, 137 termination cases, and 143 ARY/CHINS/Other cases.
- **Juvenile Offense Cases.** The juvenile offense filings in 2023 increased significantly from 2022. In 2023, 723 juvenile offense cases were filed, showing 44.6% increase from 2022. The juvenile offense filings were twice as many as in 2021. The resolution pace for juvenile offense cases matched the filing pace in the year. At the end of 2023, there were 302 pending juvenile offense cases.
- **Pro Tem Use.** In the four quarters of 2023, the daily Pro Tem use by the court was 3.4, 3.8, 2.7, and 4.1 FTEs, respectively.
- **Post-resolution Modifications (Table 1-A).** In 2023, there were 519 post-resolution modifications filed (both parenting plan and relocation modifications) year-to-date.
- **Active re-opened cases and family law modification cases (Table 4-A).** At the end of 2023, there were 905 active re-opened cases and 503 active family law modification cases.

**Table 1. Year-to-Date Filing Activity**  
*King County Superior Court*

| Reporting Category                             | Year-to-Date (Jan – Dec) and Annual Filing Activity <sup>(1)</sup> |       |       |       |       | 2022-2023 change (+ means “increase”) |            | % of 2023 Total Filing <sup>(2)</sup> |
|--|--|-------|-------|-------|-------|---------------------------------------|------------|---------------------------------------|
|  | 2019   | 2020  | 2021  | 2022  | 2023  | Cases                                 | Percentage |                                       |
| <b>Total (incl. RALJ)</b>                      |  |       |       |       |       |                                       |            |                                       |
| Year-to-Date Filing                            | 52889  | 43103 | 40249 | 44424 | 49172 | +4748                                 | +10.7%     |                                       |
| Annual Filing                                  | 52889  | 43103 | 40249 | 44424 |       |                                       |            |                                       |
| <b>Criminal (excl. RALJ)</b>                   |  |       |       |       |       |                                       |            |                                       |
| Year-to-Date Filing                            | 6607   | 5877  | 4658  | 4956  | 4896  | -60                                   | -1.2%      | 10.0%                                 |
| Annual Filing                                  | 6607   | 5877  | 4658  | 4956  |       |                                       |            |                                       |
| <b>Civil (excl. RALJ)</b>                      |  |       |       |       |       |                                       |            |                                       |
| Year-to-Date Filing                            | 21202  | 15352 | 13624 | 15749 | 19776 | +3982                                 | +25.2%     | 40.2%                                 |
| Annual Filing                                  | 21202  | 15352 | 13624 | 15749 |       |                                       |            |                                       |
| <b>Domestic</b>                                |  |       |       |       |       |                                       |            |                                       |
| Year-to-Date Filing                            | 7280   | 6163  | 6184  | 5999  | 6369  | +370                                  | +6.2%      | 13.0%                                 |
| Annual Filing                                  | 7280   | 6163  | 6184  | 5999  |       |                                       |            |                                       |
| <b>Probate</b>                                 |  |       |       |       |       |                                       |            |                                       |
| Year-to-Date Filing                            | 6804   | 6766  | 7478  | 7747  | 7565  | -182                                  | +2.3%      | 15.4%                                 |
| Annual Filing                                  | 6804   | 6766  | 7478  | 7747  |       |                                       |            |                                       |
| <b>Guardianship</b>                            |  |       |       |       |       |                                       |            |                                       |
| Year-to-Date Filing                            | 706  | 725   | 1057  | 958   | 1021  | +63                                   | +6.6%      | 2.1%                                  |
| Annual Filing                                  | 706  | 725   | 1057  | 958   |       |                                       |            |                                       |
| <b>Adoption</b>                                |  |       |       |       |       |                                       |            |                                       |
| Year-to-Date Filing                            | 483  | 431   | 347   | 363   | 318   | -45                                   | -12.4%     | 0.6%                                  |
| Annual Filing                                  | 483  | 431   | 347   | 363   |       |                                       |            |                                       |
| <b>Parentage</b>                               |  |       |       |       |       |                                       |            |                                       |
| Year-to-Date Filing                            | 526  | 340   | 401   | 347   | 333   | -14                                   | -4.0%      | 0.7%                                  |
| Annual Filing                                  | 526  | 340   | 401   | 347   |       |                                       |            |                                       |
| <b>ITA – Civil Commitment</b>                  |  |       |       |       |       |                                       |            |                                       |
| Year-to-Date Filing                            | 4985   | 5131  | 5159  | 5665  | 5541  | -124                                  | -2.2%      | 11.3%                                 |
| Annual Filing                                  | 4985   | 5131  | 5159  | 5665  |       |                                       |            |                                       |
| <b>Juvenile Dependency (DEP)</b>               |  |       |       |       |       |                                       |            |                                       |
| Year-to-Date Filing                            | 811  | 435   | 361   | 377   | 302   | -75                                   | -19.9%     | 0.6%                                  |
| Annual Filing                                  | 811  | 435   | 361   | 377   |       |                                       |            |                                       |
| <b>Juvenile Termination (TER)</b>              |  |       |       |       |       |                                       |            |                                       |
| Year-to-Date Filing                            | 225  | 291   | 205   | 188   | 168   | -20                                   | -10.6%     | 0.3%                                  |
| Annual Filing                                  | 225  | 291   | 205   | 188   |       |                                       |            |                                       |
| <b>ARY/CHINS/OTHERS</b>                        |  |       |       |       |       |                                       |            |                                       |
| Year-to-Date Filing                            | 206  | 187   | 251   | 301   | 479   | +178                                  | +59.1%     | 1.0%                                  |
| Annual Filing                                  | 206  | 187   | 251   | 301   |       |                                       |            |                                       |
| <b>Juvenile Truancy</b>                        |  |       |       |       |       |                                       |            |                                       |
| Year-to-Date Filing                            | 1706   | 501   | 61    | 1121  | 1560  | +439                                  | +39.2%     | 3.2%                                  |
| Annual Filing                                  | 1706   | 501   | 61    | 1121  |       |                                       |            |                                       |
| <b>Juvenile Offense</b>                        |  |       |       |       |       |                                       |            |                                       |
| Year-to-Date Filing                            | 1121   | 788   | 356   | 500   | 723   | +223                                  | +44.6%     | 1.5%                                  |
| Annual Filing                                  | 1121   | 788   | 356   | 500   |       |                                       |            |                                       |
| <b>Criminal RALJ</b>                           |  |       |       |       |       |                                       |            |                                       |
| Year-to-Date Filing                            | 146  | 63    | 49    | 53    | 58    | +5                                    | +9.4%      | 0.1%                                  |
| Annual Filing                                  | 146  | 63    | 49    | 53    |       |                                       |            |                                       |
| <b>Civil RALJ</b>                              |  |       |       |       |       |                                       |            |                                       |
| Year-to-Date Filing                            | 81   | 53    | 58    | 55    | 63    | +8                                    | +14.5%     | 0.1%                                  |
| Annual Filing                                  | 81   | 53    | 58    | 55    |       |                                       |            |                                       |
| <b>Matters Filed with Clerk <sup>(3)</sup></b> |  |       |       |       |       |                                       |            |                                       |
| Year-to-Date Filing                            | 10030  | 2784  | 2882  | 5169  | 5464  | +295                                  | +5.7%      |                                       |
| Annual Filing                                  | 10030  | 2784  | 2882  | 5169  |       |                                       |            |                                       |

(1) New filings only (based on filing date); (2) New filings of each reporting category as percentage of “Year-to-Date Filing”.  
(3) “Matters Filed with Clerk” not included in the “Total”.

Chart 1-A. Quarterly Filing Activity  
Total Judicial Cases Only ("Matters Filed with Clerk" excluded)

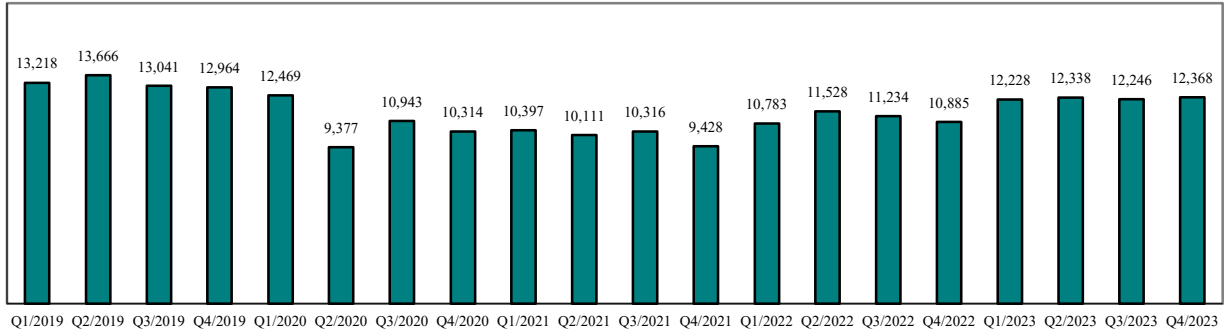


Chart 1-B. Quarterly Filings: Criminal and Juvenile Offense Cases

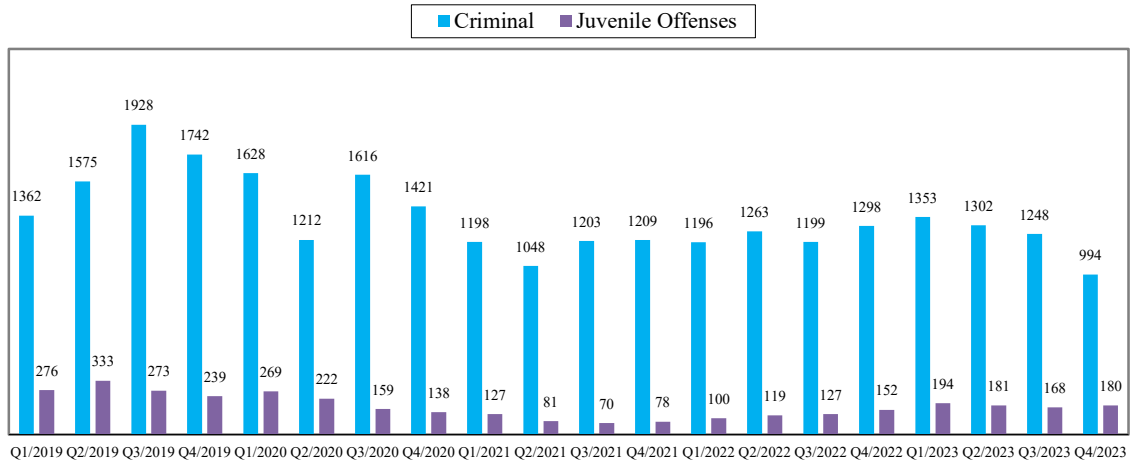
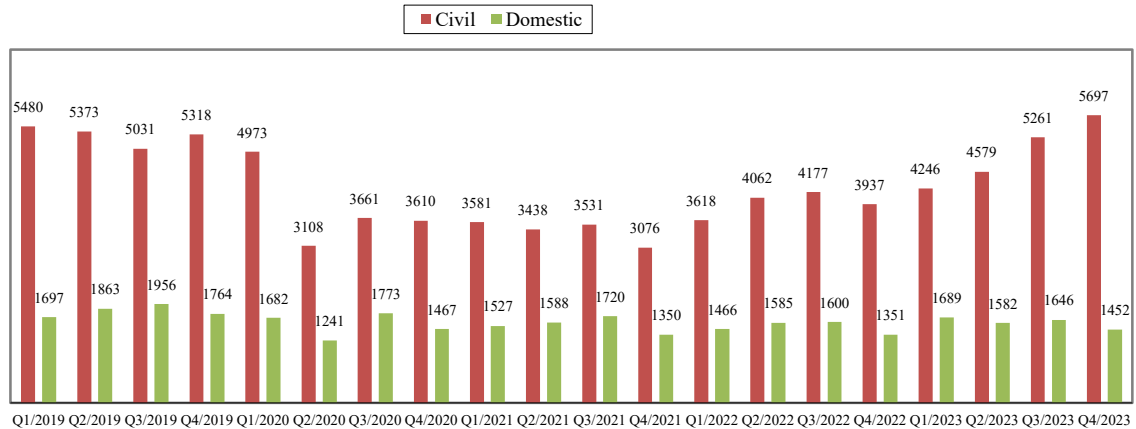


Chart 1-C. Quarterly Filings: Civil and Domestic Cases



\* Note: "Civil" is specifically defined in this report. The category of "Civil" does **not** include the following case types: domestic, probate, guardianship, adoption, Parentage, ITA (civil commitment), juvenile cases (dependency, at-risk youth, child-in-need of service), civil RALJ, and tax filings that don't require judicial resources ("matters filed with clerk"). Please check the Appendix for the cause codes in the "General Civil" category.

Table 1-A. Post-Resolution Modifications Filed (Domestic and Parentage Cases)

|                      |           | 2021Q1      |            |            | 2021Q2      |            |            | 2021Q3      |            |            | 2021Q4      |            |            | Year 2021       |            |            |
|----------------------|-----------|-------------|------------|------------|-------------|------------|------------|-------------|------------|------------|-------------|------------|------------|-----------------|------------|------------|
| Location             | Case Type | DMOD        | DTBA       | Total      | DMOD        | DTBA       | Total      | DMOD        | DTBA       | Total      | DMOD        | DTBA       | Total      | DMOD            | DTBA       | Total      |
| KNT                  | Domestic  | 12          | 52         | 64         | 16          | 39         | 55         | 18          | 56         | 74         | 9           | 38         | 47         | 55              | 185        | 240        |
|                      | Parentage | 1           | 6          | 7          | 1           | 12         | 13         | 1           | 4          | 5          |             | 1          | 1          | 3               | 23         | 26         |
| <b>KNT Total</b>     |           | <b>13</b>   | <b>58</b>  | <b>71</b>  | <b>17</b>   | <b>51</b>  | <b>68</b>  | <b>19</b>   | <b>60</b>  | <b>79</b>  | <b>9</b>    | <b>39</b>  | <b>48</b>  | <b>58</b>       | <b>208</b> | <b>266</b> |
| SEA                  | Domestic  | 19          | 65         | 84         | 28          | 72         | 100        | 19          | 71         | 90         | 8           | 54         | 62         | 74              | 262        | 336        |
|                      | Parentage | 0           | 3          | 3          | 2           | 4          | 6          | 1           | 6          | 7          | 1           | 3          | 4          | 4               | 16         | 20         |
| <b>SEA Total</b>     |           | <b>19</b>   | <b>68</b>  | <b>87</b>  | <b>30</b>   | <b>76</b>  | <b>106</b> | <b>20</b>   | <b>77</b>  | <b>97</b>  | <b>9</b>    | <b>57</b>  | <b>66</b>  | <b>78</b>       | <b>278</b> | <b>356</b> |
| <b>KNT/SEA Total</b> |           | <b>32</b>   | <b>126</b> | <b>158</b> | <b>47</b>   | <b>127</b> | <b>174</b> | <b>39</b>   | <b>137</b> | <b>176</b> | <b>18</b>   | <b>96</b>  | <b>114</b> | <b>136</b>      | <b>486</b> | <b>622</b> |
|                      |           | 2022Q1      |            |            | 2022Q2      |            |            | 2022Q3      |            |            | 2022Q4      |            |            | Year 2022       |            |            |
| Location             | Case Type | Reloc-ation | Parent Mod | Total      | Reloc-ation | Parent Mod | Total      | Reloc-ation | Parent Mod | Total      | Reloc-ation | Parent Mod | Total      | Reloc-ation     | Parent Mod | Total      |
| KNT                  | Domestic  | 12          | 53         | 65         | 10          | 57         | 67         | 11          | 52         | 63         | 5           | 39         | 44         | 38              | 201        | 239        |
|                      | Parentage | 0           | 4          | 4          | 0           | 4          | 4          | 0           | 6          | 6          | 1           | 1          | 2          | 1               | 15         | 16         |
| <b>KNT Total</b>     |           | <b>12</b>   | <b>57</b>  | <b>69</b>  | <b>10</b>   | <b>61</b>  | <b>71</b>  | <b>11</b>   | <b>58</b>  | <b>69</b>  | <b>6</b>    | <b>40</b>  | <b>46</b>  | <b>39</b>       | <b>216</b> | <b>255</b> |
| SEA                  | Domestic  | 19          | 59         | 78         | 24          | 63         | 87         | 14          | 56         | 70         | 10          | 49         | 59         | 67              | 227        | 294        |
|                      | Parentage |             | 3          | 3          | 2           | 3          | 5          | 1           | 3          | 4          | 2           | 2          | 4          | 5               | 11         | 16         |
| <b>SEA Total</b>     |           | <b>19</b>   | <b>62</b>  | <b>81</b>  | <b>26</b>   | <b>66</b>  | <b>92</b>  | <b>15</b>   | <b>59</b>  | <b>74</b>  | <b>12</b>   | <b>51</b>  | <b>63</b>  | <b>72</b>       | <b>238</b> | <b>310</b> |
| <b>KNT/SEA Total</b> |           | <b>31</b>   | <b>119</b> | <b>150</b> | <b>36</b>   | <b>127</b> | <b>163</b> | <b>26</b>   | <b>117</b> | <b>143</b> | <b>18</b>   | <b>91</b>  | <b>109</b> | <b>111</b>      | <b>454</b> | <b>565</b> |
|                      |           | 2023Q1      |            |            | 2023Q2      |            |            | 2023Q3      |            |            | 2023Q4      |            |            | Year 2023 (YTD) |            |            |
| Location             | Case Type | Reloc-ation | Parent Mod | Total      | Reloc-ation | Parent Mod | Total      | Reloc-ation | Parent Mod | Total      | Reloc-ation | Parent Mod | Total      | Reloc-ation     | Parent Mod | Total      |
| KNT                  | Domestic  | 7           | 52         | 59         | 11          | 45         | 56         | 8           | 55         | 63         | 5           | 45         | 50         | 31              | 197        | 228        |
|                      | Parentage |             | 8          | 8          | 1           | 2          | 3          | 1           | 5          | 6          |             | 4          | 4          | 2               | 19         | 21         |
| <b>KNT Total</b>     |           | <b>7</b>    | <b>60</b>  | <b>67</b>  | <b>12</b>   | <b>47</b>  | <b>59</b>  | <b>9</b>    | <b>60</b>  | <b>69</b>  | <b>5</b>    | <b>49</b>  | <b>54</b>  | <b>33</b>       | <b>216</b> | <b>249</b> |
| SEA                  | Domestic  | 7           | 58         | 65         | 24          | 47         | 71         | 18          | 46         | 64         | 10          | 42         | 52         | 59              | 193        | 252        |
|                      | Parentage |             | 4          | 4          | 1           | 4          | 5          |             | 6          | 6          |             | 3          | 3          | 1               | 17         | 18         |
| <b>SEA Total</b>     |           | <b>7</b>    | <b>62</b>  | <b>69</b>  | <b>25</b>   | <b>51</b>  | <b>76</b>  | <b>18</b>   | <b>52</b>  | <b>70</b>  | <b>10</b>   | <b>45</b>  | <b>55</b>  | <b>60</b>       | <b>210</b> | <b>270</b> |
| <b>KNT/SEA Total</b> |           | <b>14</b>   | <b>122</b> | <b>136</b> | <b>37</b>   | <b>98</b>  | <b>135</b> | <b>27</b>   | <b>112</b> | <b>139</b> | <b>15</b>   | <b>94</b>  | <b>109</b> | <b>93</b>       | <b>426</b> | <b>519</b> |

Table 2. Number of Cases Resolved and Resolution Category (%)  
King County Superior Court

| Reporting Category  | Q1/22        | Q2/22        | Q3/22        | Q4/22        | Q1/23        | Q2/23        | Q3/23        | Q4/23        |
|---|--------------|--------------|--------------|--------------|--------------|--------------|--------------|--------------|
| <b>Total Resolutions<br/>(excl. "Matters Filed with Clerk")</b> | <b>10300</b> | <b>10916</b> | <b>10756</b> | <b>10218</b> | <b>11192</b> | <b>11564</b> | <b>11615</b> | <b>11720</b> |
| <b>Criminal (excl. RALJ): # Resolved</b>                        | <b>1103</b>  | <b>1236</b>  | <b>1225</b>  | <b>1121</b>  | <b>1273</b>  | <b>1309</b>  | <b>1338</b>  | <b>1205</b>  |
| Resolved by Jury Trial  | 1.1%         | 1.9%         | 2.3%         | 2.9%         | 2.3%         | 1.8%         | 1.4%         | 2.3%         |
| Resolved by Non-Jury Trial                                      | 0.2%         | 0.3%         | 0.1%         | 0.3%         | 0.1%         | 0.4%         | 0.9%         | 0.2%         |
| Resolved by Guilty Plea   | 67.5%        | 68.3%        | 68.7%        | 67.6%        | 65.8%        | 70.7%        | 67.6%        | 66.0%        |
| Dismissal   | 29.7%        | 29.0%        | 28.8%        | 28.7%        | 31.7%        | 26.7%        | 30.0%        | 30.8%        |
| Others  | 1.5%         | 0.4%         | 0.2%         | 0.4%         | 0.2%         | 0.4%         | 0.1%         | 0.7%         |
| <b>Civil: # Resolved</b>  | <b>3631</b>  | <b>3838</b>  | <b>3838</b>  | <b>3637</b>  | <b>4000</b>  | <b>4383</b>  | <b>4747</b>  | <b>4917</b>  |
| Resolved by Jury Trial  | 0.4%         | 0.4%         | 0.4%         | 0.2%         | 0.3%         | 0.4%         | 0.3%         | 0.3%         |
| Resolved by Non-Jury Trial                                      | 0.3%         | 0.3%         | 0.3%         | 0.7%         | 0.5%         | 0.2%         | 0.2%         | 0.3%         |
| Summary Judgment  | 1.9%         | 1.3%         | 1.6%         | 1.4%         | 1.3%         | 1.2%         | 0.7%         | 1.1%         |
| Default/ Uncontested  | 39.9%        | 41.0%        | 47.7%        | 48.0%        | 45.3%        | 46.0%        | 52.8%        | 51.5%        |
| Arbitration   | 3.2%         | 3.1%         | 2.6%         | 3.5%         | 2.7%         | 3.1%         | 1.4%         | 2.3%         |
| Settlement/Dismissal  | 48.7%        | 49.0%        | 42.8%        | 44.4%        | 46.9%        | 43.6%        | 41.3%        | 41.0%        |
| Closure by Clerk  | 4.4%         | 3.6%         | 3.8%         | 1.2%         | 1.9%         | 4.1%         | 2.7%         | 2.6%         |
| Others  | 1.1%         | 1.3%         | 0.9%         | 0.6%         | 1.3%         | 1.3%         | 0.7%         | 0.8%         |
| <b>Domestic: # Resolved</b>                                     | <b>1651</b>  | <b>1489</b>  | <b>1537</b>  | <b>1419</b>  | <b>1452</b>  | <b>1564</b>  | <b>1488</b>  | <b>1534</b>  |
| Resolved by Trial   | 4.3%         | 3.8%         | 5.0%         | 4.8%         | 4.7%         | 3.8%         | 4.2%         | 5.6%         |
| Default/ Uncontested  | 6.6%         | 7.5%         | 7.0%         | 6.8%         | 7.0%         | 8.6%         | 10.2%        | 8.0%         |
| Settlement /Dismissal   | 86.3%        | 86.8%        | 86.1%        | 86.8%        | 86.4%        | 86.6%        | 84.2%        | 85.6%        |
| Closure by Clerk  | 2.4%         | 1.9%         | 1.7%         | 1.3%         | 1.5%         | 0.9%         | 1.1%         | 0.5%         |
| Others  | 0.5%         | 0.1%         | 0.1%         | 0.4%         | 0.4%         | 0.1%         | 0.3%         | 0.3%         |
| <b>Probate: # Resolved</b>                                      | <b>1909</b>  | <b>1877</b>  | <b>1829</b>  | <b>1721</b>  | <b>2026</b>  | <b>1852</b>  | <b>1656</b>  | <b>1749</b>  |
| Personal Rep. Appointed   | 72.2%        | 69.7%        | 70.9%        | 69.2%        | 68.9%        | 68.6%        | 67.3%        | 69.1%        |
| Dismissal   | 4.6%         | 6.7%         | 2.0%         | 0.9%         | 4.6%         | 3.5%         | 4.9%         | 6.1%         |
| Closure by Clerk  | 0.0%         | 0.0%         | 0.1%         | 0.0%         | 0.0%         | 0.1%         | 0.4%         | 0.0%         |
| Others  | 23.3%        | 23.6%        | 27.1%        | 29.9%        | 26.5%        | 27.9%        | 27.4%        | 24.8%        |
| <b>Guardianship: # Resolved</b>                                 | <b>213</b>   | <b>222</b>   | <b>224</b>   | <b>209</b>   | <b>226</b>   | <b>248</b>   | <b>221</b>   | <b>233</b>   |
| Guardian Appointed  | 43.2%        | 49.5%        | 58.5%        | 70.8%        | 55.3%        | 57.3%        | 57.0%        | 52.4%        |
| Dismissal   | 39.0%        | 36.5%        | 23.7%        | 13.9%        | 27.4%        | 24.2%        | 25.3%        | 37.3%        |
| Closure by Clerk  | 0.0%         | 0.0%         | 0.0%         | 0.0%         | 0.0%         | 0.0%         | 0.0%         | 0.0%         |
| Others  | 17.8%        | 14.0%        | 17.9%        | 15.3%        | 17.3%        | 18.5%        | 17.6%        | 10.3%        |
| <b>Adoption: # Resolved</b>                                     | <b>85</b>    | <b>99</b>    | <b>71</b>    | <b>100</b>   | <b>75</b>    | <b>89</b>    | <b>84</b>    | <b>73</b>    |
| Resolved by Trial   | 1.2%         | 11.1%        | 1.4%         | 0.0%         | 0.0%         | 0.0%         | 0.0%         | 1.4%         |
| Uncontested   | 7.1%         | 0.0%         | 0.0%         | 1.0%         | 0.0%         | 2.2%         | 0.0%         | 0.0%         |
| Settlement /Dismissal   | 72.9%        | 73.7%        | 84.5%        | 99.0%        | 100.0%       | 92.1%        | 94.0%        | 98.6%        |
| Closure by Clerk  | 18.8%        | 15.2%        | 14.1%        | 0.0%         | 0.0%         | 4.5%         | 6.0%         | 0.0%         |
| Others  | 0.0%         | 0.0%         | 0.0%         | 0.0%         | 0.0%         | 1.1%         | 0.0%         | 0.0%         |
| <b>Parentage: # Resolved</b>                                    | <b>115</b>   | <b>103</b>   | <b>74</b>    | <b>76</b>    | <b>80</b>    | <b>71</b>    | <b>81</b>    | <b>64</b>    |
| Resolved by Trial   | 2.6%         | 2.9%         | 5.4%         | 5.3%         | 1.3%         | 4.2%         | 3.7%         | 12.5%        |
| Summary Judgment  | 33.0%        | 32.0%        | 47.3%        | 31.6%        | 41.3%        | 32.4%        | 39.5%        | 20.3%        |
| Default/ Uncontested  | 30.4%        | 12.6%        | 9.5%         | 19.7%        | 12.5%        | 15.5%        | 21.0%        | 18.8%        |
| Settlement/Dismissal  | 28.7%        | 50.5%        | 37.8%        | 43.4%        | 41.3%        | 47.9%        | 34.6%        | 46.9%        |
| Closure by Clerk  | 4.3%         | 1.9%         | 0.0%         | 0.0%         | 3.8%         | 0.0%         | 1.2%         | 0.0%         |
| Others  | 0.9%         | 0.0%         | 0.0%         | 0.0%         | 0.0%         | 0.0%         | 0.0%         | 1.6%         |
| <b>ITA(civil commitment): # Resolved</b>                        | <b>1261</b>  | <b>1714</b>  | <b>1426</b>  | <b>1506</b>  | <b>1471</b>  | <b>1386</b>  | <b>1271</b>  | <b>1273</b>  |
| Court Decision to Commit  | 24.7%        | 17.9%        | 20.8%        | 16.7%        | 19.9%        | 22.0%        | 24.7%        | 21.8%        |
| Closed by Court   | 0.0%         | 0.0%         | 0.0%         | 0.2%         | 0.0%         | 0.0%         | 0.0%         | 0.1%         |
| Dismissal   | 13.0%        | 11.7%        | 13.3%        | 12.9%        | 14.1%        | 13.8%        | 13.5%        | 12.6%        |
| Others  | 62.3%        | 70.5%        | 66.0%        | 70.2%        | 66.0%        | 64.2%        | 61.8%        | 65.6%        |
| <b>Juv. Dependency: # Resolved</b>                              | <b>78</b>    | <b>105</b>   | <b>66</b>    | <b>75</b>    | <b>71</b>    | <b>92</b>    | <b>86</b>    | <b>70</b>    |
| Finding of Dependency   | 60.3%        | 61.0%        | 63.6%        | 57.3%        | 60.6%        | 63.0%        | 59.3%        | 64.3%        |
| Dismissal   | 39.7%        | 37.1%        | 36.4%        | 41.3%        | 39.4%        | 35.9%        | 40.7%        | 35.7%        |
| Others  | 0.0%         | 1.9%         | 0.0%         | 1.3%         | 0.0%         | 1.1%         | 0.0%         | 0.0%         |

Table 2 (cont.). Number of Cases Resolved and Resolution Category (%)  
King County Superior Court

| Reporting Category                      | Q1/22     | Q2/22     | Q3/22      | Q4/22      | Q1/23      | Q2/23      | Q3/23      | Q4/23      |
|---|-----------|-----------|------------|------------|------------|------------|------------|------------|
| <b>Juv. Terminations: # Resolved</b>    | <b>60</b> | <b>43</b> | <b>31</b>  | <b>31</b>  | <b>48</b>  | <b>71</b>  | <b>53</b>  | <b>51</b>  |
| Finding of Dependency                   | 78.3%     | 76.7%     | 64.5%      | 80.6%      | 89.6%      | 84.5%      | 88.7%      | 88.2%      |
| Dismissal                               | 21.7%     | 23.3%     | 35.5%      | 19.4%      | 10.4%      | 15.5%      | 11.3%      | 11.8%      |
| Others                                  | 0.0%      | 0.0%      | 0.0%       | 0.0%       | 0.0%       | 0.0%       | 0.0%       | 0.0%       |
| <b>ARY/CHINS/OTHER: # Resolved</b>      | <b>57</b> | <b>57</b> | <b>59</b>  | <b>68</b>  | <b>117</b> | <b>103</b> | <b>110</b> | <b>103</b> |
| Approve of Petition                     | 80.7%     | 73.7%     | 74.6%      | 67.6%      | 76.1%      | 79.6%      | 82.7%      | 82.5%      |
| Dismissal                               | 17.5%     | 26.3%     | 25.4%      | 32.4%      | 23.9%      | 20.4%      | 17.3%      | 17.5%      |
| Others                                  | 1.8%      | 0.0%      | 0.0%       | 0.0%       | 0.0%       | 0.0%       | 0.0%       | 0.0%       |
| <b>Juvenile Truancy: # Resolved</b>     | <b>17</b> | <b>20</b> | <b>241</b> | <b>151</b> | <b>179</b> | <b>168</b> | <b>294</b> | <b>236</b> |
| Approve of Petition                     | 17.6%     | 50.0%     | 2.9%       | 7.3%       | 10.6%      | 24.4%      | 5.4%       | 8.1%       |
| Dismissal                               | 82.4%     | 70.0%     | 97.1%      | 92.7%      | 88.8%      | 75.6%      | 94.6%      | 91.9%      |
| Others                                  | 0.0%      | 0.0%      | 0.0%       | 0.0%       | 0.6%       | 0.6%       | 0.0%       | 0.0%       |
| <b>Juvenile Offense: # Resolved</b>     | <b>89</b> | <b>84</b> | <b>107</b> | <b>94</b>  | <b>156</b> | <b>208</b> | <b>161</b> | <b>184</b> |
| Resolved by Trial (Fact Finding)        | 0.0%      | 1.2%      | 2.8%       | 0.0%       | 0.0%       | 0.0%       | 0.6%       | 0.0%       |
| Resolved by Guilty Plea                 | 39.3%     | 39.3%     | 41.1%      | 36.2%      | 47.4%      | 41.8%      | 34.8%      | 44.0%      |
| Dismissal                               | 40.4%     | 41.7%     | 30.8%      | 43.6%      | 34.6%      | 37.0%      | 41.0%      | 35.3%      |
| Deferred Disposition (DDSP)             | 18.0%     | 15.5%     | 15.9%      | 11.7%      | 14.1%      | 11.5%      | 21.7%      | 15.8%      |
| Others (including Deferred Prosecution) | 2.2%      | 2.4%      | 9.3%       | 8.5%       | 3.8%       | 9.6%       | 1.9%       | 4.9%       |
| <b>Criminal RALJ: # Resolved</b>        | <b>14</b> | <b>15</b> | <b>12</b>  | <b>9</b>   | <b>11</b>  | <b>11</b>  | <b>8</b>   | <b>16</b>  |
| RALJ Decision                           | 57.1%     | 46.7%     | 50.0%      | 66.7%      | 54.5%      | 54.5%      | 62.5%      | 87.5%      |
| Dismissal                               | 42.9%     | 53.3%     | 50.0%      | 33.3%      | 45.5%      | 36.4%      | 37.5%      | 12.5%      |
| Others                                  | 0.0%      | 0.0%      | 0.0%       | 0.0%       | 0.0%       | 9.1%       | 0.0%       | 0.0%       |
| <b>Civil RALJ: # Resolved</b>           | <b>17</b> | <b>14</b> | <b>16</b>  | <b>10</b>  | <b>7</b>   | <b>9</b>   | <b>17</b>  | <b>12</b>  |
| RALJ Decision                           | 47.1%     | 28.6%     | 25.0%      | 20.0%      | 57.1%      | 44.4%      | 35.3%      | 25.0%      |
| Dismissal                               | 52.9%     | 50.0%     | 62.5%      | 70.0%      | 42.9%      | 55.6%      | 64.7%      | 75.0%      |
| Others                                  | 0.0%      | 21.4%     | 12.5%      | 10.0%      | 0.0%       | 0.0%       | 0.0%       | 0.0%       |

Chart 2-A. Quarterly Resolutions  
Total Judicial Cases Only ("Matters Filed with Clerk" excluded)

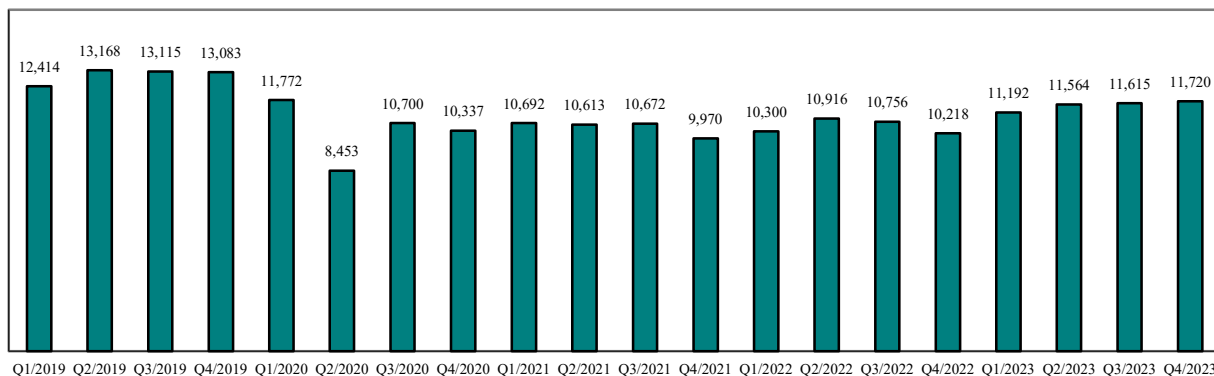


Chart 2-B. Quarterly Resolutions: Criminal and Juvenile Offense Cases

■ Criminal ■ Juvenile Offenses

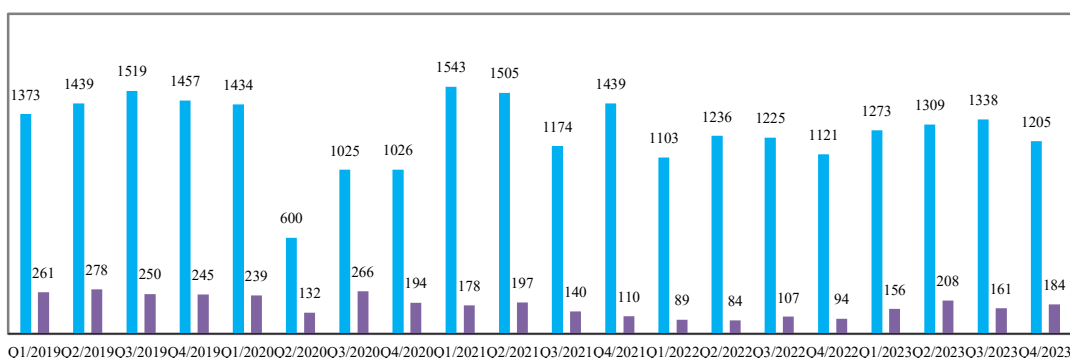
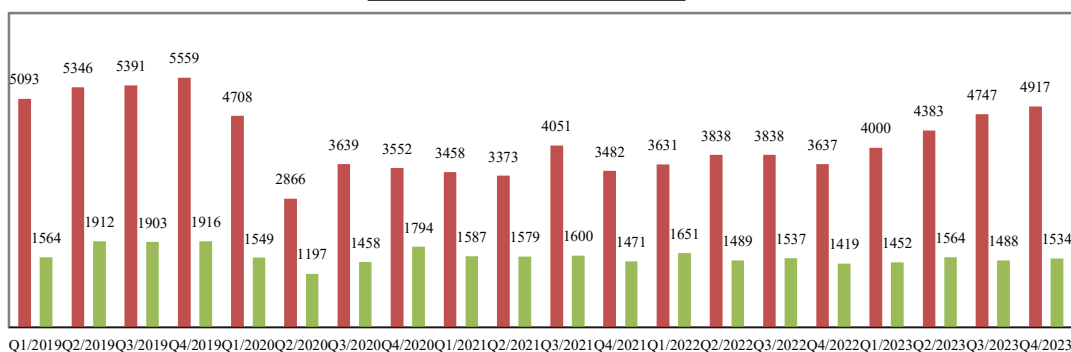


Chart 2-C. Quarterly Resolutions: Civil and Domestic Cases

■ Civil ■ Domestic



Note: "Civil" is specifically defined in this report. The category of "Civil" does **not** include the following case types: domestic, probate, guardianship, adoption, Parentage, mental illness, juvenile cases (dependency, at-risk youth, child-in-need of service), civil RALJ, and tax filings that don't require judicial resources ("matters filed with clerk"). Please check the Appendix for the cause codes in the "General Civil" category.



Table 3. Age of Resolved Cases  
King County Superior Court

| Reporting Category                       | Age of Cases at Resolution |       |       |       |       |       |       |       |
|--|----------------------------|-------|-------|-------|-------|-------|-------|-------|
|  | Q1/22                      | Q2/22 | Q3/22 | Q4/22 | Q1/23 | Q2/23 | Q3/23 | Q4/23 |
| <b>Criminal (excl. RALJ)</b>             |                            |       |       |       |       |       |       |       |
| Age (days)                               |                            |       |       |       |       |       |       |       |
| 50% Cases Resolved by Day                | 278                        | 253   | 238   | 232   | 190   | 212   | 193   | 214   |
| 90% Cases Resolved by Day                | 755                        | 796   | 741   | 740   | 799   | 806   | 809   | 842   |
| <b>Comparison with Court Standard of</b> |                            |       |       |       |       |       |       |       |
| 90% in 4 months                          | 27%                        | 29%   | 30%   | 32%   | 38%   | 35%   | 37%   | 36%   |
| 98% in 6 months                          | 38%                        | 40%   | 41%   | 42%   | 49%   | 44%   | 48%   | 46%   |
| 100% in 9 months                         | 49%                        | 53%   | 55%   | 56%   | 60%   | 58%   | 59%   | 59%   |
| <b>Civil (excl. RALJ)</b>                |                            |       |       |       |       |       |       |       |
| Age (days)                               |                            |       |       |       |       |       |       |       |
| 50% Cases Resolved by Day                | 78                         | 52    | 46    | 47    | 56    | 43    | 43    | 38    |
| 90% Cases Resolved by Day                | 448                        | 423   | 385   | 371   | 376   | 371   | 346   | 345   |
| <b>Comparison with Court Standard of</b> |                            |       |       |       |       |       |       |       |
| 90% in 12 months                         | 85%                        | 86%   | 88%   | 89%   | 89%   | 89%   | 91%   | 91%   |
| 98% in 18 months                         | 94%                        | 94%   | 95%   | 96%   | 96%   | 95%   | 97%   | 97%   |
| 100% in 24 months                        | 97%                        | 97%   | 98%   | 98%   | 98%   | 97%   | 98%   | 98%   |
| <b>Domestic</b>                          |                            |       |       |       |       |       |       |       |
| Age (days)                               |                            |       |       |       |       |       |       |       |
| 50% Cases Resolved by Day                | 210                        | 209   | 191   | 179   | 194   | 187   | 188   | 210   |
| 90% Cases Resolved by Day                | 463                        | 472   | 446   | 449   | 457   | 439   | 448   | 488   |
| <b>Comparison with Court Standard of</b> |                            |       |       |       |       |       |       |       |
| 90% in 8 months                          | 56%                        | 55%   | 57%   | 60%   | 56%   | 60%   | 60%   | 56%   |
| 98% in 10 months                         | 66%                        | 66%   | 66%   | 71%   | 67%   | 70%   | 68%   | 67%   |
| 100% in 14 months                        | 87%                        | 86%   | 88%   | 88%   | 88%   | 89%   | 88%   | 85%   |
| <b>Probate</b>                           |                            |       |       |       |       |       |       |       |
| Age (days)                               |                            |       |       |       |       |       |       |       |
| 50% Cases Resolved by Day                | 3                          | 3     | 3     | 2     | 3     | 2     | 3     | 3     |
| 90% Cases Resolved by Day                | 27                         | 44    | 25    | 35    | 44    | 31    | 59    | 33    |
| <b>Comparison with Court Standard of</b> |                            |       |       |       |       |       |       |       |
| 90% in 8 months                          | 99%                        | 98%   | 99%   | 99%   | 98%   | 99%   | 97%   | 99%   |
| 98% in 18 months                         | 100%                       | 99%   | 100%  | 100%  | 100%  | 99%   | 99%   | 100%  |
| 100% in 36 months                        | 100%                       | 100%  | 100%  | 100%  | 100%  | 100%  | 100%  | 100%  |
| <b>Guardianship</b>                      |                            |       |       |       |       |       |       |       |
| Age (days)                               |                            |       |       |       |       |       |       |       |
| 50% Cases Resolved by Day                | 62                         | 62    | 62    | 62    | 62    | 63    | 62    | 63    |
| 90% Cases Resolved by Day                | 175                        | 238   | 201   | 177   | 196   | 135   | 128   | 170   |
| <b>Comparison with Court Standard of</b> |                            |       |       |       |       |       |       |       |
| 90% in 8 months                          | 94%                        | 90%   | 91%   | 94%   | 92%   | 96%   | 96%   | 95%   |
| 98% in 18 months                         | 100%                       | 100%  | 100%  | 98%   | 99%   | 100%  | 100%  | 99%   |
| 100% in 36 months                        | 100%                       | 100%  | 100%  | 100%  | 100%  | 100%  | 100%  | 100%  |
| <b>Adoption</b>                          |                            |       |       |       |       |       |       |       |
| Age (days)                               |                            |       |       |       |       |       |       |       |
| 50% Cases Resolved by Day                | 69                         | 63    | 69    | 36    | 42    | 50    | 47    | 37    |
| 90% Cases Resolved by Day                | 539                        | 812   | 514   | 257   | 209   | 319   | 263   | 222   |
| <b>Comparison with Court Standard of</b> |                            |       |       |       |       |       |       |       |
| 90% in 8 months                          | 67%                        | 76%   | 75%   | 87%   | 95%   | 85%   | 88%   | 95%   |
| 98% in 10 months                         | 73%                        | 80%   | 80%   | 92%   | 97%   | 89%   | 93%   | 95%   |
| 100% in 14 months                        | 77%                        | 82%   | 86%   | 94%   | 99%   | 92%   | 94%   | 96%   |
| <b>Parentage</b>                         |                            |       |       |       |       |       |       |       |
| Age (days)                               |                            |       |       |       |       |       |       |       |
| 50% Cases Resolved by Day                | 169                        | 200   | 161   | 149   | 165   | 208   | 222   | 139   |
| 90% Cases Resolved by Day                | 431                        | 481   | 476   | 517   | 477   | 489   | 495   | 461   |
| <b>Comparison with Court Standard of</b> |                            |       |       |       |       |       |       |       |
| 90% in 8 months                          | 68%                        | 61%   | 65%   | 71%   | 65%   | 59%   | 54%   | 63%   |
| 98% in 10 months                         | 81%                        | 71%   | 76%   | 76%   | 76%   | 75%   | 65%   | 73%   |
| 100% in 14 months                        | 89%                        | 78%   | 87%   | 87%   | 86%   | 89%   | 88%   | 87%   |

Table 3 (cont.) Age of Resolved Cases

King County Superior Court

| Reporting Category                       | Age of Cases at Resolution |       |       |       |       |       |       |       |
|--|----------------------------|-------|-------|-------|-------|-------|-------|-------|
|  | Q1/22                      | Q2/22 | Q3/22 | Q4/22 | Q1/23 | Q2/23 | Q3/23 | Q4/23 |
| <b>ITA (civil commitment) *</b>          |                            |       |       |       |       |       |       |       |
| Age (days)                               |                            |       |       |       |       |       |       |       |
| 50% Cases Resolved by Day                | 11                         | 14    | 11    | 13    | 10    | 10    | 10    | 10    |
| 90% Cases Resolved by Day                | 42                         | 297   | 40    | 92    | 41    | 40    | 45    | 45    |
| <b>Juvenile Dependency (DEP)</b>         |                            |       |       |       |       |       |       |       |
| Age (days)                               |                            |       |       |       |       |       |       |       |
| 50% Cases Resolved by Day                | 153                        | 154   | 152   | 194   | 160   | 172   | 209   | 200   |
| 90% Cases Resolved by Day                | 303                        | 430   | 422   | 523   | 557   | 556   | 459   | 489   |
| <b>Comparison with Court Standard of</b> |                            |       |       |       |       |       |       |       |
| 90% in 8 months                          | 81%                        | 71%   | 71%   | 64%   | 69%   | 60%   | 58%   | 54%   |
| 98% in 10 months                         | 90%                        | 76%   | 77%   | 77%   | 79%   | 73%   | 72%   | 67%   |
| 100% in 14 months                        | 92%                        | 90%   | 89%   | 87%   | 83%   | 85%   | 86%   | 79%   |
| <b>Juvenile Termination (TER)</b>        |                            |       |       |       |       |       |       |       |
| Age (days)                               |                            |       |       |       |       |       |       |       |
| 50% Cases Resolved by Day                | 249                        | 188   | 319   | 224   | 378   | 238   | 258   | 206   |
| 90% Cases Resolved by Day                | 746                        | 336   | 887   | 830   | 806   | 853   | 504   | 808   |
| <b>Comparison with Court Standard of</b> |                            |       |       |       |       |       |       |       |
| 90% in 8 months                          | 48%                        | 65%   | 45%   | 52%   | 46%   | 52%   | 43%   | 61%   |
| 98% in 10 months                         | 60%                        | 81%   | 48%   | 61%   | 50%   | 62%   | 64%   | 73%   |
| 100% in 14 months                        | 65%                        | 93%   | 58%   | 68%   | 50%   | 79%   | 76%   | 80%   |
| <b>ARY/CHINS/OTHER</b>                   |                            |       |       |       |       |       |       |       |
| Age (days)                               |                            |       |       |       |       |       |       |       |
| 50% Cases Resolved by Day                | 35                         | 35    | 35    | 35    | 39    | 32    | 35    | 34    |
| 90% Cases Resolved by Day                | 132                        | 275   | 219   | 181   | 288   | 123   | 188   | 96    |
| <b>Comparison with Court Standard of</b> |                            |       |       |       |       |       |       |       |
| 90% in 8 months                          | 98%                        | 90%   | 92%   | 96%   | 87%   | 98%   | 94%   | 95%   |
| 98% in 10 months                         | 98%                        | 92%   | 95%   | 97%   | 91%   | 98%   | 97%   | 97%   |
| 100% in 14 months                        | 100%                       | 100%  | 100%  | 100%  | 94%   | 100%  | 97%   | 100%  |
| <b>Juvenile Truancy*</b>                 |                            |       |       |       |       |       |       |       |
| Age (days)                               |                            |       |       |       |       |       |       |       |
| 50% Cases Resolved by Day                | 57                         | 78    | 915   | 203   | 366   | 378   | 414   | 286   |
| 90% Cases Resolved by Day                | 661                        | 455   | 1220  | 320   | 421   | 431   | 518   | 517   |
| <b>Juvenile Offense</b>                  |                            |       |       |       |       |       |       |       |
| Age (days)                               |                            |       |       |       |       |       |       |       |
| 50% Cases Resolved by Day                | 229                        | 181   | 142   | 118   | 136   | 116   | 154   | 132   |
| 90% Cases Resolved by Day                | 651                        | 611   | 520   | 407   | 422   | 369   | 385   | 358   |
| <b>Comparison with Court Standard of</b> |                            |       |       |       |       |       |       |       |
| 90% in 4 months                          | 30%                        | 36%   | 47%   | 52%   | 47%   | 51%   | 39%   | 49%   |
| 98% in 6 months                          | 44%                        | 48%   | 56%   | 65%   | 58%   | 68%   | 60%   | 63%   |
| 100% in 9 months                         | 53%                        | 70%   | 71%   | 81%   | 75%   | 78%   | 79%   | 84%   |
| <b>Criminal RALJ</b>                     |                            |       |       |       |       |       |       |       |
| Age (days)                               |                            |       |       |       |       |       |       |       |
| 50% Cases Resolved by Day                | 251                        | 211   | 215   | 307   | 227   | 253   | 202   | 366   |
| 90% Cases Resolved by Day                | 523                        | 287   | 386   | 532   | 490   | 431   | 427   | 504   |
| <b>Civil RALJ</b>                        |                            |       |       |       |       |       |       |       |
| Age (days)                               |                            |       |       |       |       |       |       |       |
| 50% Cases Resolved by Day                | 165                        | 183   | 160   | 165   | 202   | 173   | 165   | 166   |
| 90% Cases Resolved by Day                | 339                        | 289   | 204   | 224   | 292   | 245   | 318   | 243   |

\* No standard yet.

Table 4. Active Pending Caseload Statistics  
King County Superior Court

| Reporting Category            |     | Q1/22        | Q2/22        | Q3/22        | Q4/22        | Q1/23        | Q2/23        | Q3/23        | Q4/23        |
|-------------------------------|-----|--------------|--------------|--------------|--------------|--------------|--------------|--------------|--------------|
| <b>Total (incl. RALJ)</b>     |     |              |              |              |              |              |              |              |              |
| Previous Pending              | (+) | 19567        | 19610        | 19276        | 19684        | 20095        | 20774        | 21357        | 21942        |
| New Filing                    | (+) | 10783        | 11528        | 11234        | 10885        | 12228        | 12338        | 12246        | 12368        |
| Resolved                      | (-) | 10300        | 10916        | 10756        | 10218        | 11192        | 11564        | 11615        | 11720        |
| <b>End Pending</b>            |     | <b>19610</b> | <b>19276</b> | <b>19684</b> | <b>20095</b> | <b>20774</b> | <b>21357</b> | <b>21942</b> | <b>21865</b> |
| <b>Resolution Rate*</b>       |     | <b>0.955</b> | <b>0.947</b> | <b>0.957</b> | <b>0.939</b> | <b>0.915</b> | <b>0.937</b> | <b>0.948</b> | <b>0.948</b> |
| <b>Criminal (excl. RALJ)</b>  |     |              |              |              |              |              |              |              |              |
| Previous Pending              | (+) | 4849         | 4808         | 4248         | 4222         | 4298         | 4635         | 4286         | 4222         |
| New Filing                    | (+) | 1196         | 1263         | 1199         | 1298         | 1353         | 1302         | 1248         | 994          |
| Resolved                      | (-) | 1103         | 1236         | 1225         | 1121         | 1273         | 1309         | 1338         | 1205         |
| <b>End Pending</b>            |     | <b>4808</b>  | <b>4248</b>  | <b>4222</b>  | <b>4298</b>  | <b>4635</b>  | <b>4286</b>  | <b>4222</b>  | <b>3919</b>  |
| <b>Resolution Rate*</b>       |     | <b>0.922</b> | <b>0.979</b> | <b>1.022</b> | <b>0.864</b> | <b>0.941</b> | <b>1.005</b> | <b>1.072</b> | <b>1.212</b> |
| <b>Civil (excl. RALJ)</b>     |     |              |              |              |              |              |              |              |              |
| Previous Pending              | (+) | 6234         | 6164         | 6270         | 6563         | 6799         | 6762         | 7124         | 7615         |
| New Filing                    | (+) | 3618         | 4062         | 4177         | 3937         | 4246         | 4579         | 5261         | 5697         |
| Resolved                      | (-) | 3631         | 3838         | 3838         | 3637         | 4000         | 4383         | 4747         | 4917         |
| <b>End Pending</b>            |     | <b>6164</b>  | <b>6270</b>  | <b>6563</b>  | <b>6799</b>  | <b>6762</b>  | <b>7124</b>  | <b>7615</b>  | <b>8034</b>  |
| <b>Resolution Rate*</b>       |     | <b>1.004</b> | <b>0.945</b> | <b>0.919</b> | <b>0.924</b> | <b>0.942</b> | <b>0.957</b> | <b>0.902</b> | <b>0.863</b> |
| <b>Domestic</b>               |     |              |              |              |              |              |              |              |              |
| Previous Pending              | (+) | 4317         | 4270         | 4294         | 4359         | 4281         | 4417         | 4448         | 4624         |
| New Filing                    | (+) | 1466         | 1585         | 1600         | 1351         | 1689         | 1582         | 1646         | 1452         |
| Resolved                      | (-) | 1651         | 1489         | 1537         | 1419         | 1452         | 1564         | 1488         | 1534         |
| <b>End Pending</b>            |     | <b>4270</b>  | <b>4294</b>  | <b>4359</b>  | <b>4281</b>  | <b>4417</b>  | <b>4448</b>  | <b>4624</b>  | <b>4404</b>  |
| <b>Resolution Rate*</b>       |     | <b>1.126</b> | <b>0.939</b> | <b>0.961</b> | <b>1.050</b> | <b>0.860</b> | <b>0.989</b> | <b>0.904</b> | <b>1.056</b> |
| <b>Probate</b>                |     |              |              |              |              |              |              |              |              |
| Previous Pending              | (+) | 1339         | 1233         | 1216         | 1302         | 1388         | 1420         | 1485         | 1506         |
| New Filing                    | (+) | 2071         | 1925         | 1930         | 1824         | 2100         | 1941         | 1697         | 1825         |
| Resolved                      | (-) | 1909         | 1877         | 1829         | 1712         | 2026         | 1852         | 1656         | 1749         |
| <b>End Pending</b>            |     | <b>1233</b>  | <b>1216</b>  | <b>1302</b>  | <b>1388</b>  | <b>1420</b>  | <b>1485</b>  | <b>1506</b>  | <b>1572</b>  |
| <b>Resolution Rate*</b>       |     | <b>0.922</b> | <b>0.975</b> | <b>0.948</b> | <b>0.939</b> | <b>0.965</b> | <b>0.954</b> | <b>0.976</b> | <b>0.958</b> |
| <b>Guardianship</b>           |     |              |              |              |              |              |              |              |              |
| Previous Pending              | (+) | 505          | 470          | 474          | 492          | 489          | 522          | 532          | 563          |
| New Filing                    | (+) | 230          | 242          | 248          | 238          | 279          | 256          | 263          | 225          |
| Resolved                      | (-) | 213          | 222          | 224          | 209          | 226          | 248          | 221          | 233          |
| <b>End Pending</b>            |     | <b>470</b>   | <b>474</b>   | <b>492</b>   | <b>489</b>   | <b>522</b>   | <b>532</b>   | <b>563</b>   | <b>541</b>   |
| <b>Resolution Rate*</b>       |     | <b>0.926</b> | <b>0.917</b> | <b>0.903</b> | <b>0.878</b> | <b>0.810</b> | <b>0.969</b> | <b>0.840</b> | <b>1.036</b> |
| <b>Adoption</b>               |     |              |              |              |              |              |              |              |              |
| Previous Pending              | (+) | 260          | 272          | 234          | 265          | 259          | 266          | 263          | 248          |
| New Filing                    | (+) | 100          | 70           | 105          | 88           | 89           | 88           | 69           | 72           |
| Resolved                      | (-) | 85           | 99           | 71           | 100          | 75           | 89           | 84           | 73           |
| <b>End Pending</b>            |     | <b>272</b>   | <b>234</b>   | <b>265</b>   | <b>259</b>   | <b>266</b>   | <b>263</b>   | <b>248</b>   | <b>237</b>   |
| <b>Resolution Rate*</b>       |     | <b>0.850</b> | <b>1.414</b> | <b>0.676</b> | <b>1.136</b> | <b>0.843</b> | <b>1.011</b> | <b>1.217</b> | <b>1.014</b> |
| <b>Parentage</b>              |     |              |              |              |              |              |              |              |              |
| Previous Pending              | (+) | 255          | 231          | 190          | 210          | 226          | 214          | 228          | 224          |
| New Filing                    | (+) | 87           | 72           | 91           | 97           | 74           | 84           | 77           | 98           |
| Resolved                      | (-) | 115          | 103          | 74           | 76           | 80           | 71           | 81           | 64           |
| <b>End Pending</b>            |     | <b>231</b>   | <b>190</b>   | <b>210</b>   | <b>226</b>   | <b>214</b>   | <b>228</b>   | <b>224</b>   | <b>253</b>   |
| <b>Resolution Rate*</b>       |     | <b>1.322</b> | <b>1.431</b> | <b>0.813</b> | <b>0.784</b> | <b>1.081</b> | <b>0.845</b> | <b>1.052</b> | <b>0.653</b> |
| <b>ITA (civil commitment)</b> |     |              |              |              |              |              |              |              |              |
| Previous Pending              | (+) | 535          | 633          | 337          | 405          | 282          | 274          | 309          | 356          |
| New Filing                    | (+) | 1337         | 1476         | 1464         | 1388         | 1449         | 1423         | 1328         | 1341         |
| Resolved                      | (-) | 1261         | 1714         | 1426         | 1506         | 1471         | 1386         | 1271         | 1273         |
| <b>End Pending</b>            |     | <b>633</b>   | <b>337</b>   | <b>405</b>   | <b>282</b>   | <b>274</b>   | <b>309</b>   | <b>356</b>   | <b>333</b>   |
| <b>Resolution Rate*</b>       |     | <b>0.943</b> | <b>1.161</b> | <b>0.974</b> | <b>1.085</b> | <b>1.015</b> | <b>0.974</b> | <b>0.957</b> | <b>0.949</b> |

\* A value of "Resolution Rate" less than one indicates the resolution pace is slower than the filing pace.

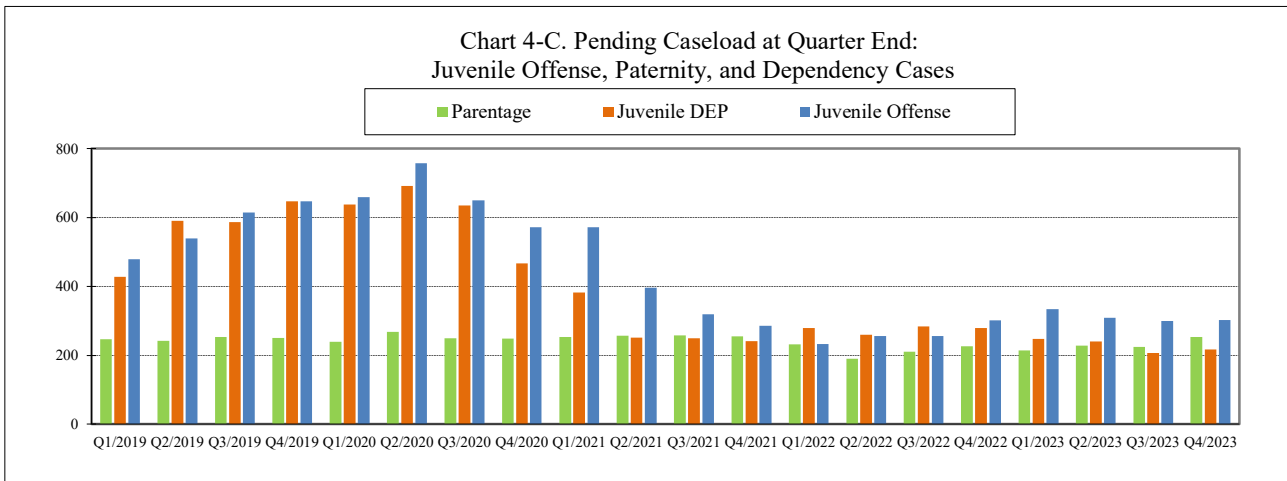
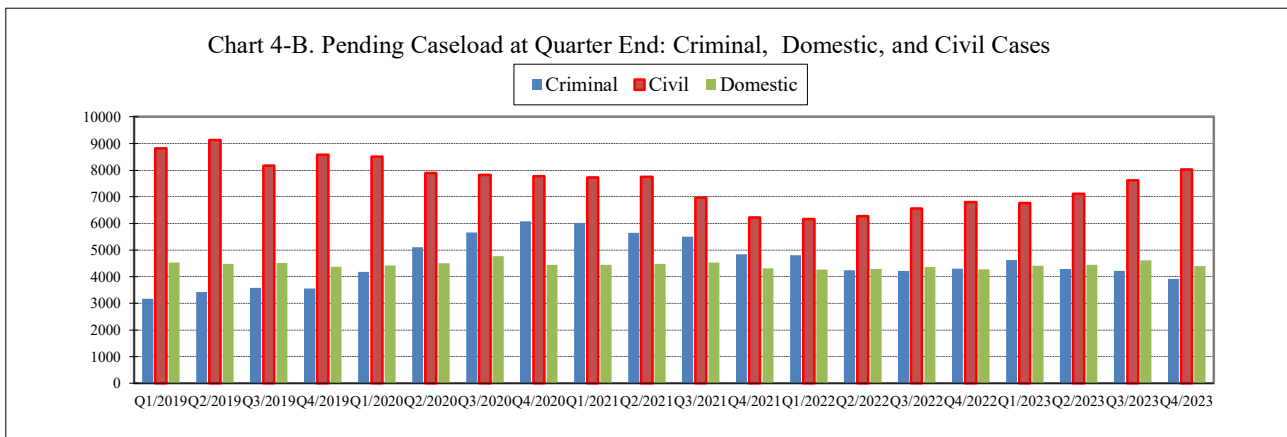
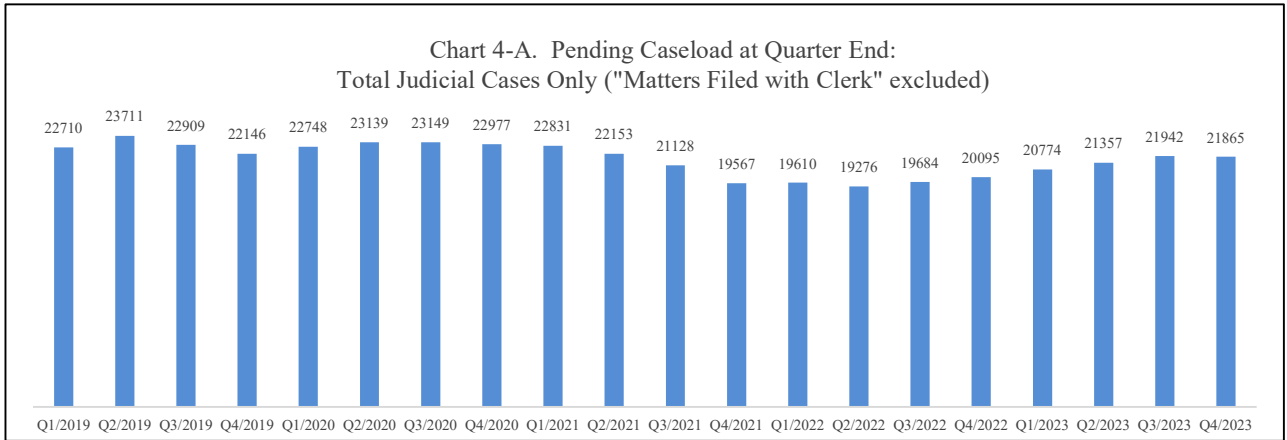
Table 4 (cont.) Active Pending Caseload Statistics  
King County Superior Court

| Reporting Category                | Q1/22        | Q2/22        | Q3/22        | Q4/22        | Q1/23        | Q2/23        | Q3/23        | Q4/23        |
|-----------------------------------|--------------|--------------|--------------|--------------|--------------|--------------|--------------|--------------|
| <b>Juvenile Dependency (DEP)</b>  |              |              |              |              |              |              |              |              |
| Previous Pending (+)              | 241          | 279          | 260          | 283          | 279          | 247          | 240          | 207          |
| New Filing (+)                    | 129          | 89           | 92           | 75           | 105          | 81           | 53           | 80           |
| Resolved (-)                      | 78           | 105          | 66           | 75           | 71           | 92           | 86           | 70           |
| <b>End Pending</b>                | 279          | 260          | 283          | 279          | 247          | 240          | 207          | 217          |
| <b>Resolution Rate*</b>           | <b>0.605</b> | <b>1.180</b> | <b>0.717</b> | <b>1.000</b> | <b>0.676</b> | <b>1.136</b> | <b>1.623</b> | <b>0.875</b> |
| <b>Juvenile Termination (TER)</b> |              |              |              |              |              |              |              |              |
| Previous Pending (+)              | 248          | 224          | 232          | 241          | 265          | 205          | 180          | 175          |
| New Filing (+)                    | 39           | 49           | 44           | 56           | 45           | 50           | 50           | 23           |
| Resolved (-)                      | 60           | 43           | 31           | 31           | 48           | 71           | 53           | 51           |
| <b>End Pending</b>                | 224          | 232          | 241          | 265          | 205          | 180          | 175          | 137          |
| <b>Resolution Rate*</b>           | <b>1.538</b> | <b>0.878</b> | <b>0.705</b> | <b>0.554</b> | <b>1.067</b> | <b>1.420</b> | <b>1.060</b> | <b>2.217</b> |
| <b>ARY/CHINS/OTHERS</b>           |              |              |              |              |              |              |              |              |
| Previous Pending (+)              | 120          | 102          | 125          | 127          | 158          | 121          | 129          | 121          |
| New Filing (+)                    | 45           | 79           | 69           | 100          | 118          | 114          | 108          | 122          |
| Resolved (-)                      | 57           | 57           | 59           | 68           | 117          | 103          | 110          | 103          |
| <b>End Pending</b>                | 102          | 125          | 127          | 158          | 121          | 129          | 121          | 143          |
| <b>Resolution Rate*</b>           | <b>1.267</b> | <b>0.722</b> | <b>0.855</b> | <b>0.680</b> | <b>0.992</b> | <b>0.904</b> | <b>1.019</b> | <b>0.844</b> |
| <b>Juvenile Truancy</b>           |              |              |              |              |              |              |              |              |
| Previous Pending (+)              | 307          | 625          | 1077         | 900          | 999          | 1275         | 1739         | 1689         |
| New Filing (+)                    | 336          | 471          | 64           | 250          | 459          | 633          | 244          | 224          |
| Resolved (-)                      | 17           | 20           | 241          | 151          | 179          | 168          | 294          | 236          |
| <b>End Pending</b>                | 625          | 1077         | 900          | 999          | 1275         | 1739         | 1689         | 1677         |
| <b>Resolution Rate*</b>           | <b>0.051</b> | <b>0.042</b> | <b>3.766</b> | <b>0.604</b> | <b>0.390</b> | <b>0.265</b> | <b>1.205</b> | <b>1.054</b> |
| <b>Juvenile Offense</b>           |              |              |              |              |              |              |              |              |
| Previous Pending (+)              | 286          | 233          | 256          | 256          | 301          | 334          | 309          | 299          |
| New Filing (+)                    | 100          | 119          | 127          | 152          | 194          | 181          | 168          | 180          |
| Resolved (-)                      | 89           | 84           | 107          | 94           | 156          | 208          | 161          | 184          |
| <b>End Pending</b>                | 233          | 256          | 256          | 301          | 334          | 309          | 299          | 302          |
| <b>Resolution Rate*</b>           | <b>0.890</b> | <b>0.706</b> | <b>0.843</b> | <b>0.618</b> | <b>0.804</b> | <b>1.149</b> | <b>0.958</b> | <b>1.022</b> |
| <b>Criminal RALJ</b>              |              |              |              |              |              |              |              |              |
| Previous Pending (+)              | 40           | 37           | 31           | 36           | 42           | 46           | 47           | 49           |
| New Filing (+)                    | 11           | 9            | 17           | 16           | 14           | 12           | 12           | 20           |
| Resolved (-)                      | 14           | 15           | 12           | 9            | 11           | 11           | 8            | 16           |
| <b>End Pending</b>                | 37           | 31           | 36           | 42           | 46           | 47           | 49           | 55           |
| <b>Resolution Rate*</b>           | <b>1.273</b> | <b>1.667</b> | <b>0.706</b> | <b>0.563</b> | <b>0.786</b> | <b>0.917</b> | <b>0.667</b> | <b>0.800</b> |
| <b>Civil RALJ</b>                 |              |              |              |              |              |              |              |              |
| Previous Pending (+)              | 31           | 29           | 32           | 23           | 29           | 36           | 38           | 44           |
| New Filing (+)                    | 18           | 17           | 7            | 15           | 14           | 12           | 22           | 15           |
| Resolved (-)                      | 17           | 14           | 16           | 10           | 7            | 9            | 17           | 12           |
| <b>End Pending</b>                | 29           | 32           | 23           | 29           | 36           | 38           | 44           | 41           |
| <b>Resolution Rate*</b>           | <b>0.944</b> | <b>0.824</b> | <b>2.286</b> | <b>0.667</b> | <b>0.500</b> | <b>0.750</b> | <b>0.773</b> | <b>0.800</b> |

\* A value of "Resolution Rate" less than one indicates the resolution pace is slower than the filing pace.

Table 4-A. Active Re-opened Cases and Modification Cases

| Reporting Category                      | Q1/22      | Q2/22      | Q3/22      | Q4/22      | Q1/23      | Q2/23      | Q3/23      | Q4/23      |
|---|------------|------------|------------|------------|------------|------------|------------|------------|
| <b>Re-opened without disposition</b>    | <b>590</b> | <b>654</b> | <b>713</b> | <b>806</b> | <b>824</b> | <b>851</b> | <b>865</b> | <b>905</b> |
| <b>Modification without disposition</b> | <b>487</b> | <b>531</b> | <b>503</b> | <b>501</b> | <b>508</b> | <b>552</b> | <b>522</b> | <b>503</b> |



Note: "Civil" is specifically defined in this report. The category of "Civil" does **not** include the following case types: domestic, probate, guardianship, adoption, Parentage, mental illness, juvenile cases (dependency, at-risk youth, child-in-need of service), civil RALJ, and tax filings that don't require judicial resources ("matters filed with clerk"). Please check the Appendix for the cause codes in the "General Civil" category.

Table 5. Age of Pending Cases  
King County Superior Court

| Reporting Category                       | Age of Pending Cases and # of Cases in Each Age Interval |             |             |             |             |             |             |             |
|--|--|-------------|-------------|-------------|-------------|-------------|-------------|-------------|
|  | Q1/22  | Q2/22       | Q3/22       | Q4/22       | Q1/23       | Q2/23       | Q3/23       | Q4/23       |
| <b>Criminal (excl. RALJ): # of Cases</b> | <b>4808</b>  | <b>4248</b> | <b>4222</b> | <b>4298</b> | <b>4635</b> | <b>4286</b> | <b>4222</b> | <b>3919</b> |
| <b>Age (days)</b>                        |  |             |             |             |             |             |             |             |
| Median (50 percentile)                   | 257  | 235         | 232         | 222         | 198         | 213         | 216         | 236         |
| 90 percentile                            | 751  | 766         | 786         | 796         | 767         | 778         | 745         | 742         |
| <b># of Cases in Age Interval</b>        |  |             |             |             |             |             |             |             |
| 0 - 60 days (0 - 2 months)               | 861  | 861         | 823         | 860         | 1137        | 768         | 762         | 562         |
| 61 - 120 days (3 - 4 months)             | 538  | 538         | 559         | 583         | 595         | 604         | 555         | 532         |
| 121 - 180 days (5 - 6 months)            | 494  | 494         | 405         | 442         | 466         | 551         | 511         | 509         |
| 181 - 270 days (7 - 9 months)            | 581  | 581         | 559         | 522         | 589         | 529         | 634         | 561         |
| > 270 days (> 9 months)                  | 2334   | 2334        | 1876        | 1891        | 1848        | 1834        | 1760        | 1755        |
| <b>Civil (excl. RALJ): # of Cases</b>    | <b>6164</b>  | <b>6270</b> | <b>6563</b> | <b>6799</b> | <b>6762</b> | <b>7124</b> | <b>7615</b> | <b>8034</b> |
| <b>Age (days)</b>                        |  |             |             |             |             |             |             |             |
| Median (50 percentile)                   | 175  | 155         | 151         | 165         | 164         | 150         | 144         | 137         |
| 90 percentile                            | 695  | 645         | 640         | 629         | 597         | 544         | 545         | 550         |
| <b># of Cases in Age Interval</b>        |  |             |             |             |             |             |             |             |
| 0 - 120 days (0 - 4 months)              | 2433   | 2653        | 2769        | 2658        | 2751        | 3054        | 3388        | 3657        |
| 121 - 240 days (5 - 8 months)            | 1320   | 1363        | 1492        | 1675        | 1582        | 1550        | 1659        | 1830        |
| 241 - 360 days (9 - 12 months)           | 917  | 861         | 915         | 1033        | 1074        | 1084        | 968         | 1027        |
| 361 - 540 days (13 - 18 months)          | 616  | 565         | 575         | 606         | 581         | 711         | 821         | 691         |
| 541 - 720 days (19 - 24 months)          | 284  | 278         | 250         | 251         | 253         | 253         | 289         | 340         |
| > 720 days (> 24 months)                 | 594  | 550         | 562         | 576         | 521         | 472         | 490         | 489         |
| <b>Domestic: # of Cases</b>              | <b>4270</b>  | <b>4294</b> | <b>4359</b> | <b>4281</b> | <b>4417</b> | <b>4448</b> | <b>4624</b> | <b>4404</b> |
| <b>Age (days)</b>                        |  |             |             |             |             |             |             |             |
| Median (50 percentile)                   | 163  | 143         | 144         | 159         | 151         | 144         | 151         | 157         |
| 90 percentile                            | 640  | 564         | 549         | 577         | 556         | 544         | 548         | 570         |
| <b># of Cases in Age Interval</b>        |  |             |             |             |             |             |             |             |
| 0 - 120 days (0 - 4 months)              | 1699   | 1915        | 1937        | 1690        | 1918        | 1936        | 1971        | 1776        |
| 121 - 240 days (5 - 8 months)            | 1125   | 950         | 1092        | 1149        | 1083        | 1013        | 1170        | 1140        |
| 241 - 360 days (9 - 12 months)           | 656  | 661         | 552         | 671         | 665         | 670         | 594         | 669         |
| 361 - 540 days (13 - 18 months)          | 288  | 327         | 331         | 316         | 296         | 380         | 422         | 330         |
| > 540 days (> 18 months)                 | 502  | 441         | 447         | 455         | 455         | 449         | 467         | 489         |
| <b>Probate: # of Cases</b>               | <b>1233</b>  | <b>1216</b> | <b>1302</b> | <b>1388</b> | <b>1420</b> | <b>1485</b> | <b>1506</b> | <b>1572</b> |
| <b>Age (days)</b>                        |  |             |             |             |             |             |             |             |
| Median (50 percentile)                   | 372  | 428         | 415         | 438         | 490         | 486         | 543         | 579         |
| 90 percentile                            | 1899   | 2004        | 2034        | 2070        | 2141        | 2199        | 2260        | 2314        |
| <b># of Cases in Age Interval</b>        |  |             |             |             |             |             |             |             |
| 0 - 120 days (0 - 4 months)              | 351  | 337         | 329         | 354         | 346         | 373         | 320         | 312         |
| 121 - 240 days (5 - 8 months)            | 153  | 129         | 171         | 152         | 163         | 149         | 183         | 162         |
| 241 - 360 days (9 - 12 months)           | 108  | 112         | 105         | 141         | 117         | 116         | 115         | 148         |
| 361 - 540 days (13 - 18 months)          | 97   | 78          | 106         | 119         | 116         | 145         | 132         | 136         |
| > 540 days (> 18 months)                 | 524  | 560         | 591         | 622         | 678         | 702         | 756         | 814         |
| <b>Guardianship: # of Cases</b>          | <b>470</b>   | <b>474</b>  | <b>492</b>  | <b>489</b>  | <b>522</b>  | <b>532</b>  | <b>563</b>  | <b>541</b>  |
| <b>Age (days)</b>                        |  |             |             |             |             |             |             |             |
| Median (50 percentile)                   | 192  | 221         | 214         | 233         | 235         | 262         | 269         | 368         |
| 90 percentile                            | 1150   | 1227        | 1209        | 1382        | 1173        | 1264        | 1354        | 1447        |
| <b># of Cases in Age Interval</b>        |  |             |             |             |             |             |             |             |
| 0 - 120 days (0 - 4 months)              | 183  | 183         | 189         | 180         | 216         | 203         | 203         | 177         |
| 121 - 240 days (5 - 8 months)            | 81   | 63          | 68          | 70          | 50          | 54          | 63          | 43          |
| 241 - 360 days (9 - 12 months)           | 59   | 68          | 50          | 35          | 42          | 49          | 40          | 48          |
| 361 - 540 days (13 - 18 months)          | 43   | 42          | 46          | 56          | 42          | 37          | 49          | 53          |
| > 540 days (> 18 months)                 | 104  | 118         | 139         | 148         | 172         | 189         | 208         | 220         |

Table 5 (cont.). Age of Pending Cases  
King County Superior Court

| Reporting Category                        | Age of Pending Cases and # of Cases in Each Age Interval |            |            |            |            |            |            |            |
|---|--|------------|------------|------------|------------|------------|------------|------------|
|   | Q1/22  | Q2/22      | Q3/22      | Q4/22      | Q1/23      | Q2/23      | Q3/23      | Q4/23      |
| <b>Adoption: # of Cases</b>               | <b>272</b>   | <b>234</b> | <b>265</b> | <b>259</b> | <b>266</b> | <b>263</b> | <b>248</b> | <b>237</b> |
| <b>Age (days)</b>                         |  |            |            |            |            |            |            |            |
| Median (50 percentile)                    | 471  | 606        | 393        | 452        | 509        | 534        | 714        | 921        |
| 90 percentile                             | 1663   | 1771       | 1846       | 1952       | 2028       | 2119       | 2228       | 2320       |
| <b># of Cases in Age Interval</b>         |  |            |            |            |            |            |            |            |
| 0 - 120 days (0 - 4 months)               | 74   | 55         | 82         | 60         | 56         | 57         | 39         | 32         |
| 121 - 240 days (5 - 8 months)             | 29   | 30         | 29         | 39         | 33         | 21         | 25         | 18         |
| 241 - 360 days (9 - 12 months)            | 19   | 11         | 18         | 19         | 25         | 29         | 13         | 12         |
| 361 - 540 days (13 - 18 months)           | 23   | 14         | 12         | 16         | 24         | 25         | 33         | 24         |
| > 540 days (> 18 months)                  | 127  | 124        | 124        | 125        | 128        | 131        | 138        | 151        |
| <b>Parentage: # of Cases</b>              | <b>231</b>   | <b>190</b> | <b>210</b> | <b>226</b> | <b>214</b> | <b>228</b> | <b>224</b> | <b>253</b> |
| <b>Age (days)</b>                         |  |            |            |            |            |            |            |            |
| Median (50 percentile)                    | 154  | 153        | 139        | 115        | 142        | 158        | 147        | 157        |
| 90 percentile                             | 429  | 450        | 457        | 422        | 470        | 473        | 443        | 453        |
| <b># of Cases in Age Interval</b>         |  |            |            |            |            |            |            |            |
| 0 - 120 days (0 - 4 months)               | 98   | 80         | 97         | 116        | 92         | 99         | 94         | 108        |
| 121 - 240 days (5 - 8 months)             | 55   | 50         | 43         | 48         | 61         | 63         | 58         | 64         |
| 241 - 360 days (9 - 12 months)            | 35   | 27         | 37         | 29         | 26         | 33         | 34         | 39         |
| 361 - 540 days (13 - 18 months)           | 28   | 22         | 20         | 20         | 24         | 17         | 23         | 29         |
| > 540 days (> 18 months)                  | 15   | 11         | 13         | 13         | 11         | 16         | 15         | 13         |
| <b>ITA (civil commitment): # of Cases</b> | <b>633</b>   | <b>337</b> | <b>405</b> | <b>282</b> | <b>274</b> | <b>309</b> | <b>356</b> | <b>333</b> |
| <b>Age (days)</b>                         |  |            |            |            |            |            |            |            |
| Median (50 percentile)                    | 116  | 39         | 52         | 25         | 25         | 26         | 38         | 49         |
| 90 percentile                             | 536  | 154        | 241        | 257        | 346        | 414        | 418        | 580        |
| <b># of Cases in Age Interval</b>         |  |            |            |            |            |            |            |            |
| 0 - 120 days (0 - 4 months)               | 325  | 267        | 271        | 228        | 213        | 213        | 213        | 227        |
| 121 - 240 days (5 - 8 months)             | 136  | 64         | 93         | 21         | 22         | 22         | 22         | 40         |
| > 240 days (> 8 months)                   | 172  | 6          | 41         | 33         | 39         | 39         | 39         | 66         |
| <b>Juv Dependency (DEP): # of Cases</b>   | <b>279</b>   | <b>260</b> | <b>283</b> | <b>279</b> | <b>247</b> | <b>240</b> | <b>207</b> | <b>217</b> |
| <b>Age (days)</b>                         |  |            |            |            |            |            |            |            |
| Median (50 percentile)                    | 129  | 135        | 169        | 180        | 136        | 155        | 202        | 199        |
| 90 percentile                             | 501  | 577        | 591        | 681        | 388        | 411        | 480        | 544        |
| <b># of Cases in Age Interval</b>         |  |            |            |            |            |            |            |            |
| 0 - 60 days (0 - 2 months)                | 96   | 58         | 61         | 50         | 70         | 47         | 38         | 42         |
| 61 - 120 days (3 - 4 months)              | 41   | 59         | 46         | 44         | 44         | 53         | 22         | 41         |
| 121 - 180 days (5 - 6 months)             | 26   | 37         | 44         | 46         | 36         | 33         | 31         | 21         |
| 181 - 270 days (7 - 9 months)             | 40   | 30         | 49         | 35         | 43         | 41         | 44         | 26         |
| > 270 days (> 9 months)                   | 76   | 76         | 83         | 104        | 54         | 66         | 72         | 87         |
| <b>Juv Termination (TER): # of Cases</b>  | <b>224</b>   | <b>232</b> | <b>241</b> | <b>265</b> | <b>205</b> | <b>180</b> | <b>175</b> | <b>137</b> |
| <b>Age (days)</b>                         |  |            |            |            |            |            |            |            |
| Median (50 percentile)                    | 471  | 550        | 450        | 464        | 232        | 220        | 205        | 271        |
| 90 percentile                             | 1624   | 1715       | 1793       | 1866       | 961        | 1013       | 891        | 985        |
| <b># of Cases in Age Interval</b>         |  |            |            |            |            |            |            |            |
| 0 - 60 days (0 - 2 months)                | 23   | 29         | 32         | 36         | 31         | 24         | 28         | 13         |
| 61 - 120 days (3 - 4 months)              | 9  | 24         | 18         | 28         | 30         | 35         | 25         | 14         |
| 121 - 180 days (5 - 6 months)             | 15   | 7          | 24         | 26         | 25         | 15         | 24         | 26         |
| 181 - 270 days (7 - 9 months)             | 38   | 10         | 13         | 25         | 26         | 28         | 22         | 15         |
| > 270 days (> 9 months)                   | 139  | 162        | 154        | 150        | 93         | 78         | 76         | 69         |
| <b>ARY/CHINS/OTHER: # of Cases</b>        | <b>102</b>   | <b>125</b> | <b>127</b> | <b>158</b> | <b>121</b> | <b>129</b> | <b>121</b> | <b>143</b> |
| <b>Age (days)</b>                         |  |            |            |            |            |            |            |            |
| Median (50 percentile)                    | 962  | 336        | 366        | 166        | 116        | 129        | 159        | 168        |
| 90 percentile                             | 1633   | 1722       | 1814       | 1858       | 1921       | 2012       | 2104       | 2124       |
| <b># of Cases in Age Interval</b>         |  |            |            |            |            |            |            |            |
| 0 - 60 days (0 - 2 months)                | 16   | 33         | 38         | 42         | 52         | 49         | 33         | 45         |
| 61 - 120 days (3 - 4 months)              | 6  | 16         | 8          | 25         | 12         | 12         | 18         | 18         |
| 121 - 180 days (5 - 6 months)             | 7  | 3          | 9          | 15         | 6          | 13         | 12         | 13         |
| 181 - 270 days (7 - 9 months)             | 12   | 5          | 4          | 8          | 7          | 8          | 12         | 14         |
| > 270 days (> 9 months)                   | 61   | 68         | 68         | 68         | 44         | 47         | 46         | 53         |

Table 5 (cont.). Age of Pending Cases  
King County Superior Court

| Reporting Category                  | Age of Pending Cases and # of Cases in Each Age Interval |             |            |            |             |             |             |             |
|-------------------------------------|--|-------------|------------|------------|-------------|-------------|-------------|-------------|
|                                     | Q1/22  | Q2/22       | Q3/22      | Q4/22      | Q1/23       | Q2/23       | Q3/23       | Q4/23       |
| <b>Juvenile Truancy: # of Cases</b> | <b>625</b>   | <b>1077</b> | <b>900</b> | <b>999</b> | <b>1275</b> | <b>1739</b> | <b>1689</b> | <b>1677</b> |
| <b>Age (days)</b>                   |  |             |            |            |             |             |             |             |
| Median (50 percentile)              | 80   | 105         | 165        | 235        | 155         | 130         | 185         | 245         |
| 90 percentile                       | 1108   | 988         | 297        | 355        | 410         | 459         | 520         | 600         |
| <b># of Cases in Age Interval</b>   |  |             |            |            |             |             |             |             |
| 0 - 60 days (0 - 2 months)          | 251  | 323         | 40         | 183        | 336         | 432         | 5           | 173         |
| 61 - 120 days (3 - 4 months)        | 105  | 273         | 167        | 55         | 188         | 379         | 434         | 45          |
| 121 - 180 days (5 - 6 months)       | 22   | 187         | 292        | 43         | 146         | 257         | 387         | 239         |
| 181 - 270 days (7 - 9 months)       | 0  | 49          | 295        | 378        | 40          | 195         | 400         | 508         |
| > 270 days (> 9 months)             | 247  | 245         | 106        | 340        | 565         | 476         | 463         | 712         |
| <b>Juvenile Offense: # of Cases</b> | <b>233</b>   | <b>256</b>  | <b>256</b> | <b>301</b> | <b>334</b>  | <b>309</b>  | <b>299</b>  | <b>302</b>  |
| <b>Age (days)</b>                   |  |             |            |            |             |             |             |             |
| Median (50 percentile)              | 140  | 114         | 122        | 122        | 81          | 107         | 106         | 90          |
| 90 percentile                       | 581  | 585         | 549        | 424        | 372         | 367         | 374         | 305         |
| <b># of Cases in Age Interval</b>   |  |             |            |            |             |             |             |             |
| 0 - 60 days (0 - 2 months)          | 66   | 73          | 71         | 86         | 138         | 86          | 98          | 104         |
| 61 - 120 days (3 - 4 months)        | 39   | 63          | 54         | 62         | 48          | 86          | 64          | 82          |
| 121 - 180 days (5 - 6 months)       | 34   | 32          | 40         | 36         | 51          | 50          | 50          | 45          |
| 181 - 270 days (7 - 9 months)       | 24   | 24          | 37         | 53         | 39          | 36          | 42          | 34          |
| > 270 days (> 9 months)             | 70   | 64          | 54         | 64         | 58          | 51          | 45          | 37          |
| <b>Criminal RALJ: # of Cases</b>    | <b>37</b>  | <b>31</b>   | <b>36</b>  | <b>42</b>  | <b>46</b>   | <b>47</b>   | <b>49</b>   | <b>55</b>   |
| <b>Age (days)</b>                   |  |             |            |            |             |             |             |             |
| Median (50 percentile)              | 148  | 156         | 107        | 109        | 149         | 184         | 243         | 145         |
| 90 percentile                       | 284  | 364         | 425        | 328        | 344         | 355         | 447         | 459         |
| <b># of Cases in Age Interval</b>   |  |             |            |            |             |             |             |             |
| 0 - 60 days (0 - 2 months)          | 8  | 8           | 9          | 11         | 7           | 8           | 9           | 17          |
| 61 - 120 days (3 - 4 months)        | 6  | 2           | 10         | 11         | 9           | 6           | 6           | 7           |
| 121 - 180 days (5 - 6 months)       | 8  | 8           | 5          | 9          | 12          | 8           | 7           | 6           |
| 181 - 270 days (7 - 9 months)       | 10   | 4           | 4          | 4          | 11          | 13          | 5           | 8           |
| > 270 days (> 9 months)             | 5  | 9           | 8          | 7          | 7           | 12          | 22          | 17          |
| <b>Civil RALJ: # of Cases</b>       | <b>29</b>  | <b>32</b>   | <b>23</b>  | <b>29</b>  | <b>36</b>   | <b>38</b>   | <b>44</b>   | <b>41</b>   |
| <b>Age (days)</b>                   |  |             |            |            |             |             |             |             |
| Median (50 percentile)              | 64   | 95          | 131        | 80         | 101         | 122         | 90          | 110         |
| 90 percentile                       | 303  | 197         | 470        | 562        | 471         | 562         | 580         | 672         |
| <b># of Cases in Age Interval</b>   |  |             |            |            |             |             |             |             |
| 0 - 60 days (0 - 2 months)          | 13   | 11          | 4          | 12         | 10          | 6           | 16          | 14          |
| 61 - 120 days (3 - 4 months)        | 6  | 9           | 7          | 5          | 11          | 13          | 10          | 8           |
| 121 - 180 days (5 - 6 months)       | 3  | 8           | 6          | 2          | 7           | 5           | 4           | 7           |
| 181 - 270 days (7 - 9 months)       | 3  | 1           | 2          | 4          | 1           | 6           | 5           | 2           |
| > 270 days (> 9 months)             | 4  | 3           | 4          | 6          | 7           | 8           | 9           | 10          |



Table 6. Seattle vs. Regional Justice Center (KNT): Filing, Resolution, Pending Caseload (%)  
King County Superior Court

|                         | Q4/22      |            | Q1/23      |            | Q2/23      |            | Q3/23      |            | Q4/23      |            |
|-------------------------|------------|------------|------------|------------|------------|------------|------------|------------|------------|------------|
|                         | SEA        | KNT        | SEA        | KNT        | SEA        | KNT        | SEA        | KNT        | SEA        | KNT        |
| <b>Filings Total</b>    | <b>67%</b> | <b>33%</b> | <b>67%</b> | <b>33%</b> | <b>65%</b> | <b>35%</b> | <b>65%</b> | <b>35%</b> | <b>66%</b> | <b>34%</b> |
| Criminal (excl. RALJ)   | 61%        | 39%        | 67%        | 33%        | 67%        | 33%        | 65%        | 35%        | 57%        | 43%        |
| Civil (excl. RALJ)      | 59%        | 41%        | 57%        | 43%        | 58%        | 42%        | 57%        | 43%        | 59%        | 41%        |
| Domestic                | 62%        | 38%        | 62%        | 38%        | 58%        | 42%        | 64%        | 36%        | 61%        | 39%        |
| Probate                 | 71%        | 29%        | 72%        | 28%        | 71%        | 29%        | 70%        | 30%        | 71%        | 29%        |
| Guardianship            | 53%        | 47%        | 52%        | 48%        | 55%        | 45%        | 56%        | 44%        | 53%        | 47%        |
| Adoption                | 81%        | 19%        | 84%        | 16%        | 67%        | 33%        | 71%        | 29%        | 81%        | 19%        |
| Parentage               | 45%        | 55%        | 45%        | 55%        | 45%        | 55%        | 39%        | 61%        | 50%        | 50%        |
| ITA (civil commitment)  | 100%       | --         | 100%       | --         | 100%       | --         | 100%       | --         | 100%       | --         |
| Juv. Dependency (DEP)   | 82%        | 18%        | 78%        | 22%        | 59%        | 41%        | 70%        | 30%        | 61%        | 39%        |
| Juv. Termination (TER)  | 77%        | 23%        | 67%        | 33%        | 80%        | 20%        | 82%        | 18%        | 83%        | 17%        |
| ARY/CHINS/Other         | 45%        | 55%        | 60%        | 40%        | 40%        | 60%        | 57%        | 43%        | 60%        | 40%        |
| Juvenile Truancy        | 46%        | 54%        | 38%        | 62%        | 32%        | 68%        | 2%         | 98%        | 62%        | 38%        |
| Juvenile Offense        | 100%       | --         | 100%       | --         | 100%       | --         | 100%       | --         | 100%       | --         |
| Criminal RALJ           | 69%        | 31%        | 71%        | 29%        | 75%        | 25%        | 75%        | 25%        | 80%        | 20%        |
| Civil RALJ              | 73%        | 27%        | 86%        | 14%        | 58%        | 42%        | 100%       | 0%         | 80%        | 20%        |
| <b>Resolution Total</b> | <b>67%</b> | <b>33%</b> | <b>66%</b> | <b>34%</b> | <b>66%</b> | <b>34%</b> | <b>65%</b> | <b>35%</b> | <b>66%</b> | <b>34%</b> |
| Criminal (excl. RALJ)   | 59%        | 41%        | 60%        | 40%        | 58%        | 42%        | 62%        | 38%        | 62%        | 38%        |
| Civil (excl. RALJ)      | 58%        | 42%        | 58%        | 42%        | 59%        | 41%        | 57%        | 43%        | 59%        | 41%        |
| Domestic                | 61%        | 39%        | 59%        | 41%        | 61%        | 39%        | 59%        | 41%        | 63%        | 38%        |
| Probate                 | 71%        | 29%        | 71%        | 29%        | 71%        | 29%        | 72%        | 28%        | 70%        | 30%        |
| Guardianship            | 53%        | 47%        | 55%        | 45%        | 50%        | 50%        | 55%        | 45%        | 58%        | 43%        |
| Adoption                | 71%        | 29%        | 84%        | 16%        | 69%        | 31%        | 74%        | 26%        | 82%        | 18%        |
| Parentage               | 40%        | 60%        | 46%        | 54%        | 45%        | 55%        | 37%        | 63%        | 61%        | 39%        |
| ITA (civil commitment)  | 100%       | --         | 100%       | --         | 100%       | --         | 100%       | --         | 100%       | --         |
| Juv. Dependency (DEP)   | 59%        | 41%        | 69%        | 31%        | 71%        | 29%        | 64%        | 36%        | 59%        | 41%        |
| Juv. Termination (TER)  | 52%        | 48%        | 58%        | 42%        | 69%        | 31%        | 60%        | 40%        | 73%        | 28%        |
| ARY/CHINS/Other         | 49%        | 51%        | 49%        | 51%        | 52%        | 48%        | 51%        | 49%        | 61%        | 39%        |
| Juvenile Truancy        | 25%        | 75%        | 22%        | 78%        | 17%        | 83%        | 35%        | 65%        | 38%        | 62%        |
| Juvenile Offense        | 100%       | --         | 100%       | --         | 100%       | --         | 100%       | --         | 100%       | --         |
| Criminal RALJ           | 89%        | 11%        | 73%        | 27%        | 55%        | 45%        | 38%        | 62%        | 88%        | 13%        |
| Civil RALJ              | 90%        | 10%        | 86%        | 14%        | 89%        | 11%        | 77%        | 23%        | 67%        | 33%        |
| <b>Pending Total</b>    | <b>63%</b> | <b>37%</b> | <b>63%</b> | <b>37%</b> | <b>63%</b> | <b>37%</b> | <b>63%</b> | <b>37%</b> | <b>63%</b> | <b>37%</b> |
| Criminal (excl. RALJ)   | 59%        | 41%        | 62%        | 38%        | 63%        | 37%        | 64%        | 36%        | 63%        | 37%        |
| Civil (excl. RALJ)      | 67%        | 33%        | 67%        | 33%        | 66%        | 34%        | 65%        | 35%        | 65%        | 35%        |
| Domestic                | 59%        | 41%        | 60%        | 40%        | 59%        | 41%        | 61%        | 39%        | 61%        | 39%        |
| Probate                 | 70%        | 30%        | 71%        | 29%        | 71%        | 29%        | 70%        | 30%        | 71%        | 29%        |
| Guardianship            | 59%        | 41%        | 57%        | 43%        | 59%        | 41%        | 59%        | 41%        | 58%        | 42%        |
| Adoption                | 70%        | 30%        | 70%        | 30%        | 69%        | 31%        | 68%        | 32%        | 67%        | 33%        |
| Parentage               | 36%        | 64%        | 36%        | 64%        | 37%        | 63%        | 37%        | 63%        | 37%        | 63%        |
| ITA (civil commitment)  | 100%       | --         | 100%       | --         | 100%       | --         | 100%       | --         | 100%       | --         |
| Juv. Dependency (DEP)   | 65%        | 35%        | 72%        | 28%        | 68%        | 32%        | 68%        | 32%        | 68%        | 32%        |
| Juv. Termination (TER)  | 69%        | 31%        | 69%        | 31%        | 72%        | 28%        | 77%        | 23%        | 81%        | 19%        |
| ARY/CHINS/Other         | 54%        | 46%        | 69%        | 31%        | 58%        | 42%        | 66%        | 34%        | 64%        | 36%        |
| Juvenile Truancy        | 36%        | 64%        | 39%        | 61%        | 38%        | 62%        | 34%        | 66%        | 37%        | 63%        |
| Juvenile Offense        | 100%       | --         | 100%       | --         | 100%       | --         | 100%       | --         | 100%       | --         |
| Criminal RALJ           | 62%        | 38%        | 63%        | 37%        | 68%        | 32%        | 76%        | 24%        | 73%        | 27%        |
| Civil RALJ              | 83%        | 17%        | 83%        | 17%        | 74%        | 26%        | 86%        | 14%        | 88%        | 12%        |

Excluding Cases filed with the Clerk

Table 7. Quarterly Utilization of Pro Tem Judges/Commissioners <sup>(1)</sup>

| Category                             | Q3/21       | Q4/21       | Q1/22      | Q2/22       | Q3/22       | Q4/22       | Q1/23       | Q2/23       | Q3/23       | Q4/23       |
|--------------------------------------|-------------|-------------|------------|-------------|-------------|-------------|-------------|-------------|-------------|-------------|
| <b>Grand Total</b>                   | <b>1876</b> | <b>1880</b> | <b>900</b> | <b>2166</b> | <b>2012</b> | <b>1135</b> | <b>1543</b> | <b>1688</b> | <b>1226</b> | <b>1855</b> |
| <b>FTE Equivalent <sup>(2)</sup></b> | <b>4.2</b>  | <b>4.2</b>  | <b>2.0</b> | <b>4.8</b>  | <b>4.5</b>  | <b>2.5</b>  | <b>3.4</b>  | <b>3.8</b>  | <b>2.7</b>  | <b>4.1</b>  |
| <b>By Work Type</b>                  |             |             |            |             |             |             |             |             |             |             |
| Pro Tem Judge                        | 263         | 167         | 122        | 135         | 126         | 156         | 93          | 114         | 158         | 263         |
| Pro Tem Commissioner                 | 1613        | 1713        | 778        | 2031        | 1886        | 979         | 1450        | 1574        | 1068        | 1592        |
| <b>By Location</b>                   |             |             |            |             |             |             |             |             |             |             |
| KCCH                                 | 960         | 769         | 265        | 980         | 763         | 446         | 830         | 588         | 453         | 797         |
| MRJC                                 | 282         | 513         | 256        | 468         | 687         | 285         | 480         | 572         | 328         | 632         |
| Juvenile                             | 373         | 212         | 144        | 305         | 391         | 224         | 134         | 295         | 327         | 299         |
| ITA                                  | 259         | 272         | 145        | 376         | 126         | 180         | 98          | 216         | 118         | 127         |
| Other or Unspecified                 | 0           | 115         | 91         | 38          | 46          | 0           | 0           | 18          | 0           | 0           |
| <b>By Calendar Type</b>              |             |             |            |             |             |             |             |             |             |             |
| Criminal                             | 233         | 18          | 12         | 50          | 40          | 51          | 16          | 61          | 30          | 95          |
| Civil                                | 3           | 0           | 0          | 0           | 0           | 0           | 3           | 0           | 3           | 103         |
| Ex Parte                             | 444         | 202         | 187        | 475         | 280         | 253         | 340         | 470         | 308         | 514         |
| Family Law/Domestic                  | 563         | 1062        | 321        | 922         | 1129        | 427         | 944         | 629         | 440         | 717         |
| Dependency                           | 346         | 177         | 125        | 257         | 351         | 119         | 68          | 259         | 202         | 234         |
| Juvenile Offense                     | 27          | 35          | 20         | 48          | 28          | 102         | 55          | 22          | 115         | 65          |
| BECCA                                | 0           | 0           | 0          | 0           | 12          | 3           | 12          | 15          | 10          | 0           |
| ITA                                  | 259         | 272         | 145        | 376         | 126         | 180         | 98          | 216         | 118         | 127         |
| Juvenile Drug Court                  | 0           | 0           | 0          | 0           | 0           | 0           | 0           | 0           | 0           | 0           |
| Family Treatment Court               | 0           | 0           | 0          | 0           | 0           | 0           | 0           | 0           | 0           | 0           |
| Plea Calendar                        | 0           | 0           | 0          | 0           | 0           | 0           | 0           | 0           | 0           | 0           |
| Status/Non-Compliance                | 0           | 0           | 0          | 0           | 0           | 0           | 0           | 0           | 0           | 0           |
| Other or Unspecified                 | 0           | 115         | 91         | 0           | 46          | 0           | 8           | 18          | 0           | 0           |
| <b>By Reason</b>                     |             |             |            |             |             |             |             |             |             |             |
| Vacation Backfill                    | 208         | 22          | 20         | 14          | 34          | 135         | 82          | 61          | 125         | 117         |
| Medical Backfill                     | 1595        | 1696        | 778        | 2031        | 1891        | 982         | 1461        | 1580        | 1078        | 1589        |
| Duty Time                            | 55          | 30          | 12         | 83          | 34          | 18          | 0           | 22          | 24          | 145         |
| Conference Coverage                  | 18          | 17          | 0          | 0           | 7           | 0           | 0           | 8           | 0           | 6           |
| Congestion                           | 0           | 0           | 0          | 0           | 0           | 0           | 0           | 0           | 0           | 0           |
| Vacancy Coverage                     | 0           | 0           | 0          | 0           | 0           | 0           | 0           | 0           | 0           | 0           |
| Other or Unspecified                 | 0           | 115         | 91         | 38          | 46          | 0           | 0           | 18          | 0           | 0           |

(1) This table is based on the time sheet for compensation

(2) Judge FTE Equivalent = # of hours / [7.5 hours/day \* 20 days/month \* 3 months] = # of hours/450.

*Data for the most current quarter are incomplete at reporting time and will be updated in next quarterly report.*

*The Pro Tem hours are provided quarterly by the Administrative Services Department of King County Superior Court.*

Table 8. Ex Parte and Family Law Hearings and Documents Signed

| <b>Ex Parte: Hearings Held and Documents Signed</b>   |                 |                         |                 |                         |                 |                         |                 |                         |
|---|-----------------|-------------------------|-----------------|-------------------------|-----------------|-------------------------|-----------------|-------------------------|
|   | <b>2023Q1</b>   |                         | <b>2023Q2</b>   |                         | <b>2023Q3</b>   |                         | <b>2023Q4</b>   |                         |
|   | <b>Hearings</b> | <b>Documents Signed</b> | <b>Hearings</b> | <b>Documents Signed</b> | <b>Hearings</b> | <b>Documents Signed</b> | <b>Hearings</b> | <b>Documents Signed</b> |
| <b>KNT (EXP04/05)</b>                                 |                 |                         |                 |                         |                 |                         |                 |                         |
| Civil   | 286             | 627                     | 342             | 626                     | 371             | 709                     | 288             | 754                     |
| Domestic  | 28              | 175                     | 25              | 206                     | 34              | 271                     | 16              | 220                     |
| Probate/Guardianship                                  | 370             | 352                     | 371             | 451                     | 351             | 410                     | 173             | 365                     |
| Adoption/Paternity                                    | 16              | 35                      | 32              | 70                      | 29              | 77                      | 17              | 43                      |
| Ex Parte Judge Panel (EXP08)                          |                 | 468                     |                 | 428                     |                 | 539                     |                 | 450                     |
| Ex Parte Via Clerk (EXP06)                            |                 | 3262                    |                 | 3315                    |                 | 3777                    |                 | 3701                    |
| <b>KNT Subtotal</b>                                   | <b>700</b>      | <b>4919</b>             | <b>770</b>      | <b>5096</b>             | <b>785</b>      | <b>5783</b>             | <b>494</b>      | <b>5533</b>             |
| <b>SEA (EXP01/02)</b>                                 |                 |                         |                 |                         |                 |                         |                 |                         |
| Civil   | 357             | 884                     | 426             | 961                     | 472             | 1076                    | 353             | 1129                    |
| Domestic  | 65              | 254                     | 48              | 282                     | 61              | 319                     | 42              | 245                     |
| Probate/Guardianship                                  | 758             | 851                     | 669             | 874                     | 767             | 916                     | 387             | 752                     |
| Adoption/Paternity                                    | 72              | 189                     | 56              | 150                     | 61              | 153                     | 49              | 144                     |
| Ex Parte Judge Panel (EXP08)                          |                 | 1063                    |                 | 1110                    |                 | 1236                    |                 | 1197                    |
| Ex Parte Via Clerk (EXP07)                            |                 | 7171                    |                 | 6960                    |                 | 7218                    |                 | 7360                    |
| <b>SEA Total</b>                                      | <b>1252</b>     | <b>10412</b>            | <b>1199</b>     | <b>10337</b>            | <b>1361</b>     | <b>10918</b>            | <b>831</b>      | <b>10827</b>            |
| <b>KNT/SEA Total</b>                                  | <b>1952</b>     | <b>15331</b>            | <b>1969</b>     | <b>15433</b>            | <b>2146</b>     | <b>16701</b>            | <b>1325</b>     | <b>16360</b>            |
| <b>FAMILY LAW: Hearings Held and Documents Signed</b> |                 |                         |                 |                         |                 |                         |                 |                         |
|   | <b>2023Q1</b>   |                         | <b>2023Q2</b>   |                         | <b>2023Q3</b>   |                         | <b>2023Q4</b>   |                         |
|   | <b>Hearings</b> | <b>Documents Signed</b> | <b>Hearings</b> | <b>Documents Signed</b> | <b>Hearings</b> | <b>Documents Signed</b> | <b>Hearings</b> | <b>Documents Signed</b> |
| <b>KNT (FAM02)</b>                                    |                 |                         |                 |                         |                 |                         |                 |                         |
| Civil   | 1011            | 845                     | 1077            | 806                     | 1216            | 769                     | 675             | 720                     |
| Domestic  | 303             | 880                     | 298             | 737                     | 330             | 809                     | 241             | 715                     |
| Adoption/Paternity                                    | 59              | 258                     | 93              | 291                     | 83              | 280                     | 65              | 210                     |
| <b>KNT Subtotal</b>                                   | <b>1373</b>     | <b>1983</b>             | <b>1468</b>     | <b>1834</b>             | <b>1629</b>     | <b>1858</b>             | <b>981</b>      | <b>1645</b>             |
| <b>SEA (FAM01)</b>                                    |                 |                         |                 |                         |                 |                         |                 |                         |
| Civil   | 789             | 954                     | 902             | 1186                    | 1018            | 1225                    | 673             | 1423                    |
| Domestic  | 406             | 962                     | 408             | 1073                    | 438             | 1021                    | 348             | 933                     |
| Adoption/Paternity                                    | 36              | 209                     | 30              | 232                     | 36              | 226                     | 29              | 212                     |
| <b>SEA Total</b>                                      | <b>1231</b>     | <b>2125</b>             | <b>1340</b>     | <b>2491</b>             | <b>1492</b>     | <b>2472</b>             | <b>1050</b>     | <b>2568</b>             |
| <b>KNT/SEA Total</b>                                  | <b>2604</b>     | <b>4108</b>             | <b>2808</b>     | <b>4325</b>             | <b>3121</b>     | <b>4330</b>             | <b>2031</b>     | <b>4213</b>             |

## Appendix Glossary and Definition

### **Active Status**

A case is active if it is not on suspense status (see Suspense Status).

### **Adoption and Parentage Cases (case type 5)**

ADP - Adoption  
CFI - Confidential Intermediary  
CHN - Confidential Change of Name  
DIP - Disestablishment of Parentage  
MDS - Modification/Support Only  
MOD - Modification  
MSC - Miscellaneous  
OAA - Open Adoption Agreement  
PAD - De Facto Parentage  
PAG - Pre Birth Establish Parentage Genetic  
PAS - Establish Parentage Gestational Surrogacy  
PAT - Parentage  
PPR - Initial Pre Placement Report  
PRC - Parentage Rescission/Challenge  
PUR - Parentage (URES/UISA)  
REL - Relinquishment  
ROB - Relocation Objection  
TER - Termination of Parental Rights

### **Case**

A case is defined as a filing with an assigned case number.

### **Civil Cases (case type 2, no RALJ)**

ALR - Administrative Law Review  
ALRLI - L&I Administrative Law Review  
AOD - Assurance of Discontinuance  
ASB - Asbestos  
ASP - Asbestos Personal Injury  
ASW - Asbestos Wrongful Death  
BAT - Petition to Appeal/Amend Ballot Title  
CAA - Motion to Confirm/Compel Arbitration Award  
CHN - Non Confidential Change of Name  
COL - Collection  
COM - Commercial  
CON - Condemnation  
CRP - Certificate of Restoration of Opportunity  
CRR - Petition for Certificate of Rehabilitation  
DOL - Appeal Licensing Revocation  
DSF - Notice of Deposit of Surplus Funds from Trustee's Sale of Real Property  
DVP - Domestic Violence  
ECP - Enforcement of Canadian Protection Order  
EOM - Emancipation of Minor  
FOR - Foreclosure  
FPO - Foreign Protection Order  
FVL - Motion to Show Cause /Fruivolous Lien  
HAR - Unlawful Harassment  
HSI - Application for Health & Safety Inspection  
INJ - Injunction  
IPL - Complaint for Interpleader  
LUP - Land Use Petition  
MAL - Other Malpractice  
MED - Medical Malpractice  
MER - Meretricious Relationships  
MHA - Malicious Harassment  
MSC - Miscellaneous  
MST - Minor Settlement  
MWP - Minor Work Permit  
NJF - Non Judicial Filing  
OSS - Petition to Issue Out of State Subpoena  
PBC - Petition for Birth Certificate Change  
PBJ - Petition for Justification /Bail Bond Company  
PCC - Petition for Civil Commitment  
PFA - Property Fairness Act  
PIN - Personal Injury

PPT - Petition for Perpetuation of Testimony  
PRA - Public Records Act  
PRG - Property Damage /Gangs  
PRP - Property Damage  
PVO - Petition for Vehicle Ownership  
QTI - Quiet Title  
RCV - Petition to Appoint Receiver  
RDR - Relief from Duty to Register  
RFR - Restoration of Firearms Rights  
RRC - Remove Restricted Covenant  
SCA - Small Claims Appeal  
SDR - School District /Required Action Plan  
SER - Subdivision Election Process Law Review  
SPC - Seizure of Property From Commission of a Crime  
SPR - Seizure of Property Resulting From a Crime  
STK - Stalking Protection  
SXP - Sexual Assault Protection  
TMV - Tort /Motor Vehicle  
TSS - Petition for Approval of Transfer of Structured Settlement  
TTO - Tort /Other  
UND - Unlawful Detainer  
VAP - Vulnerable Adult Protection Order  
VEP - Voter Election Process Law Review  
VVT - Victims of Motor Vehicle Theft /Civil Action  
WDE - Wrongful Death  
WHC - Writ of Habeas Corpus  
WMW - Miscellaneous Writs  
WRM - Writ of Mandamus  
WRR - Writ of Restitution  
WRV - Writ of Review  
XRP - Extreme Risk Protection Order

### **Civil Matters Filed with Clerk (case type 2)**

ABJ - Abstract of Judgment  
FJU - Foreign Judgment  
TAX - Tax Warrants  
TRJ - Transcript of Judgment  
CFJ - Petition for Order Granting Judgment on Confession of Judgment

### **Civil RALJ Cases (case type 2)**

LCA - Lower Court Appeal /Civil  
LCI - Lower Court Appeal /Infractions

### **Completion**

A case is completed if dispositive document is filed with the court following resolution.

### **Criminal Cases (case type 1, no RALJ)**

Adult criminal cases, excluding appeals from courts of limited jurisdiction. This reporting category includes the following crime categories within SCOMIS case type 1:

Homicide  
Sex Crime  
Robbery  
Assault  
Theft/Burglary  
Motor Vehicle Theft  
Controlled Substance  
Others

### **Criminal RALJ Cases (case type 1)**

CRJ - Criminal RALJ

### ***Domestic Cases (case type 3)***

CIR - Committed Intimate Relationship  
CUS - Child Custody  
DIC - Dissolution w/ Children  
DIN - Dissolution no Children  
DIS - Dissolution  
DPC - Dissolution of Domestic Partnership w/ Children  
DPN - Dissolution of Domestic Partnership /No Children  
FJU - Out of State Support Registration /Foreign Judgment  
INC - Annulment /Inv of Marriage w/ Children  
IND - Annulment /Inv of Domestic Partnership w/ Children  
INP - Invalidity, Domestic Partnership  
INV - Annulment /Invalidity  
MDS - Modification/Support Only  
MOD - Modification  
MSC - Miscellaneous  
MWA - Mandatory Wage Assignment  
OSC - Out of State Custody  
PPS - Parenting Plan / Child Support  
PSO - Petition for Entry of KC Support Order  
RCV - Relative Child Visitation  
RIC - Reciprocal, Resp in County  
ROB - Relocation /Objection  
ROC - Reciprocal, Resp out of County  
RVC - Relative Child Visits  
SDC - Legal Separation, Domestic Partnership w/ Children  
SEC - Legal Separation w/ Children  
SEP - Legal Separation  
SPD - Legal Separation, Domestic Partnership /No Children  
TSS - Structured Settlement

### ***Jury Trial***

A hearing is reported as a jury trial if the jury is impaneled.

### ***Juvenile BECCA Cases (case type 7)***

ARY - At Risk Youth  
CNS - Child In Need Of Services  
DDP - Developmental Disability  
DGN - Dependency Guardianship  
EFC - Extended Foster Care, Dependency  
GFC - Guardianship Foster Children  
RPR - Reinstatement of Parental Rights  
RVS - Relative Visitation  
TRU - Truancy  
VYG - Vulnerable Youth Guardianship

### ***Juvenile Dependency Cases (case type 7)***

DEP - Dependency  
TER - Termination of Parental Rights

### ***Juvenile Offense Cases (case type 8)***

Homicide  
Sex Crime  
Robbery  
Assault  
Theft/Burglary  
Motor Vehicle Theft

Controlled Substance  
Others

### ***Involuntary Treatment Act Cases (case type 6)***

Alcoholic Treatment (ALT)  
ITA - Adult (MI)  
ITA - Family (MIF)  
ITA - Juvenile (MIJ)

### ***Non-Jury Trial***

A hearing is reported as a non-jury trial if an opening statement is made, waived, or reserved.

### ***Pending Case***

A case is defined as pending if it is unresolved and active (not in suspense).

### ***Post-disposition Modifications***

Petition to modify parenting plan after the resolution of the original case, based on the modification schedule.

### ***Probate and Guardianship Cases (case type 5)***

ABS - Absentee  
AOS - Affidavit of Successor  
ASE - Affidavit of Small Estate  
DSC - Disclaimer  
EST - Estate  
FNW - Foreign Will  
G/E - Guardianship/Estate  
GDE - Guardianship of the Estate  
GDN - Guardianship  
GDP - Guardianship of the Person  
LGD - Limited Guardianship  
LGE - Limited Guardianship of the Estate  
LGP - Limited Guardianship of the Person  
MGD - Minor Guardianship  
MSC - Miscellaneous  
MST - Minor Settlement  
NJB - Non Judicial Binding/TEDRA Agreement  
NNC - Non Probate Notice to Creditor  
POA - Petition for Relief (RCW 11.94) /Power of Attorney  
RGR - Registration of Guardianship  
RTR - Registration of Trust /Trust Situs  
SNT - Special Needs Trust  
TDR - Trust/Estate Dispute Resolution  
TRS - Trust  
WLL - Will Only

### ***Resolution***

A case is resolved if all issues in the complaint are fully adjudicated.

### ***Suspended Case***

A case is placed in suspense status from active status during the reporting period.

### ***Suspense Status***

A case is on suspense status if it is on warrant, appeal, stay, mediation, arbitration ("Deferred Prosecution" is not a suspense status, but is treated as a resolution).

### ***Trial***

A hearing set before a judge or jury in which all the issues in the case are meant to be resolved. A trial normally includes opening statements to the court or jury stating what evidence will show, introduction of witnesses and exhibits for direct and cross examination, final arguments to the court or jury in which counsel argue both the evidence and the law, and judgment by the court or jury stating what the facts of the case are and what law applies to the facts. In a jury case, it also includes the selection of the jury. A trial can be held for one or more cases. A single trial may be held to adjudicate more than one case (as defined above).