



King County

Department of Judicial Administration

Catherine Cornwall

Director and Superior Court Clerk

(206) 296-9300 (206) 296-0100 TTY/TDD

King County Superior Court

Quarterly Statistical Report

Third Quarter 2023

Department of Judicial Administration

Prepared by: Shiquan Liao, Ph.D., Statistician

October 15, 2023

Report #: QTR-2023-03

Seattle:

516 Third Avenue Room E609
Seattle, WA 98104-2386

Regional Justice Center:

401 Fourth Avenue North Room 2C
Kent, WA 98032-4429

Juvenile Division:

1211 East Alder Room 3015
Seattle, WA 98122-5598

Quarterly Report Summary

King County Superior Court

NOTE: Washington State Supreme Court orders related to the coronavirus pandemic, beginning March 2020, affect the statistics for the foreseeable future.

Highlights

- **Criminal Cases.** The criminal filings in the three quarters of 2023 were higher than in 2022, showing 6.7% increase from the same time of 2022. The total criminal case filings (excluding RALJ) in the three quarters of 2023 were 3,903 cases, with MRJC accounting for 34% of the total cases. The resolutions of criminal cases in the three quarters of 2023 were 3,920 cases, on par with the filing volume. The pending criminal caseload at the end of September 2023 was 4,222 cases (excluding RALJ). Of the 4,222 pending criminal cases, 36% were the MRJC cases.
- **Civil Cases.** Filings in civil cases (case type 2) in the three quarters of 2023 were higher than 2022 as well, totaling 14,086 cases and showing an increase of 18.8% from the same period in 2022. The civil resolutions were slightly lower than the filing volume, totaling 13,130 cases in the same reporting period. The pending civil caseload was 7,615 cases at the end of September 2023, with MRJC having 35% of the pending civil caseload.
- **Domestic Cases.** Domestic case (case type 3) filings in the three quarters of 2023 were higher than 2022, with 5.7% increase. A total of 4,917 domestic cases were filed YTD 2023. The resolutions of domestic cases did not match the filing volume in the same period. The pending domestic caseload was 4,624 cases at the end of September 2023, with 39% being the MRJC cases.
- **ITA Cases.** The filings of ITA cases in 2023 remains at a high level. A total of 4,200 ITA cases were filed in the first three quarters of 2023, just slightly lower than the historical level in 2022 (-1.8%). The number of ITA cases remaining to be adjudicated at the end of September 2023 was 356 cases.
- **Juvenile Dependency/Termination (DEP/TER) and At-risk Youth (ARY)/Child-in-Need of Service (CHINS) Cases.** In 2023, dependency filings were down 22.9% from 2022, terminations up 9.8%, and ARY/CHINS/others up significantly (+76.2%) from the same time in 2022. Court also continues to receive a significant number of truancy cases in 2023 after a pause during the Covid pandemic, totaling 1,336 truancy cases YTD 2023. At the end of September 2023, the numbers of cases pending disposition in the non-offender juvenile categories are: 207 dependency cases, 175 termination cases, and 121 ARY/CHINS/Other cases.
- **Juvenile Offender Cases.** The juvenile offender filings in 2023 increased significantly from 2022. In the three quarters of 2023, 543 offender cases were filed, showing 56.9% increase from 2022. The resolution pace for juvenile offender cases matched the filing pace in the same period. At the end of September 2023, there were 299 juvenile offender pending cases.
- **Pro Tem Use.** In the three quarters of 2023, the daily Pro Tem use by the court was 3.4, 3.8, and 2.7 FTEs, respectively.
- **Post-resolution Modifications (Table 1-A).** In 2023, there were 410 post-resolution modifications filed (both parenting plan and relocation modifications) year-to-date.
- **Active re-opened cases and family law modification cases (Table 4-A).** At the end of September 2023, there were 865 active re-opened cases and 522 active family law modification cases.

Table 1. Year-to-Date Filing Activity
King County Superior Court

Reporting Category	Year-to-Date (Jan – Sep) and Annual Filing Activity ⁽¹⁾					2022-2023 change (+ means “increase”)		% of 2023 Total Filing ⁽²⁾
	2019	2020	2021	2022	2023	Cases	Percentage	
Total (incl. RALJ)								
Year-to-Date Filing	39925	32073	30824	33545	36812	+3267	+9.7%	
Annual Filing	52889	43103	40249	44424				
Criminal (excl. RALJ)								
Year-to-Date Filing	4865	4356	3449	3658	3903	+245	+6.7%	10.6%
Annual Filing	6607	5877	4658	4956				
Civil (excl. RALJ)								
Year-to-Date Filing	15884	11511	10550	11857	14086	+2229	+18.8%	38.3%
Annual Filing	21202	15352	13624	15749				
Domestic								
Year-to-Date Filing	5516	4589	4835	4651	4917	+266	+5.7%	13.4%
Annual Filing	7280	6163	6184	5999				
Probate								
Year-to-Date Filing	5203	4925	5876	5926	5738	-188	-3.2%	15.6%
Annual Filing	6804	6766	7478	7747				
Guardianship								
Year-to-Date Filing	559	529	600	720	798	+78	+10.8%	2.2%
Annual Filing	706	725	1057	958				
Adoption								
Year-to-Date Filing	369	294	267	275	246	-29	-10.5%	0.7%
Annual Filing	483	431	347	363				
Parentage								
Year-to-Date Filing	402	244	309	250	235	-15	-6.0%	0.6%
Annual Filing	526	340	401	347				
ITA – Civil Commitment								
Year-to-Date Filing	3766	3791	3918	4277	4200	-77	-1.8%	11.4%
Annual Filing	4985	5131	5159	5665				
Juvenile Dependency (DEP)								
Year-to-Date Filing	619	344	307	310	239	-71	-22.9%	0.6%
Annual Filing	811	435	361	377				
Juvenile Termination (TER)								
Year-to-Date Filing	158	194	172	132	145	+13	+9.8%	0.4%
Annual Filing	225	291	205	188				
Juvenile ARY/CHINS/OTHERS								
Year-to-Date Filing	162	94	172	193	340	+147	+76.2%	0.9%
Annual Filing	206	187	251	301				
Juvenile Truancy								
Year-to-Date Filing	1388	493	4	871	1336	+465	+53.4%	3.6%
Annual Filing	1706	501	61	1121				
Juvenile Offender								
Year-to-Date Filing	882	631	278	346	543	+197	+56.9%	1.5%
Annual Filing	1121	788	356	500				
Criminal RALJ								
Year-to-Date Filing	102	48	37	37	38	+1	+2.7%	0.1%
Annual Filing	146	63	49	53				
Civil RALJ								
Year-to-Date Filing	50	30	50	42	48	+6	+14.3%	0.1%
Annual Filing	81	53	58	55				
Matters Filed with Clerk ⁽³⁾								
Year-to-Date Filing	7342	2545	2130	3718	4292	+574	+15.4%	
Annual Filing	10030	2784	2882	5169				

(1) New filings only (based on filing date); (2) New filings of each reporting category as percentage of “Year-to-Date Filing”.
(3) “Matters Filed with Clerk” not included in the “Total”.

Chart 1-A. Quarterly Filing Activity
Total Judicial Cases Only ("Matters Filed with Clerk" excluded)

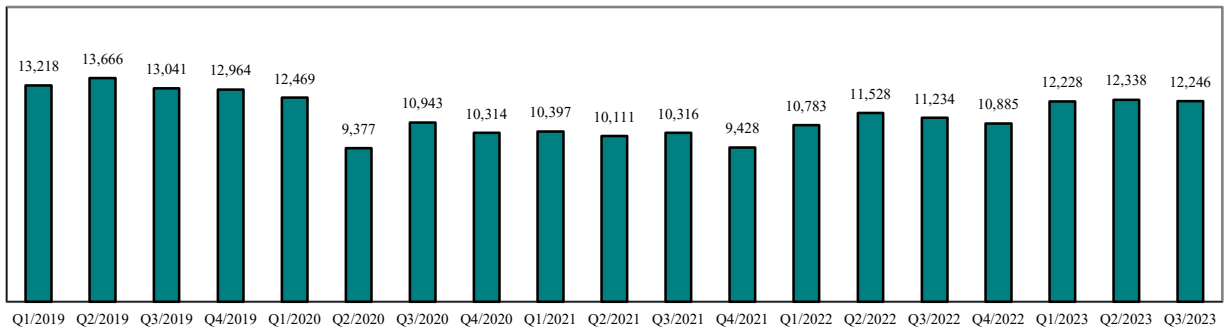


Chart 1-B. Quarterly Filings: Criminal and Juvenile Offender Cases

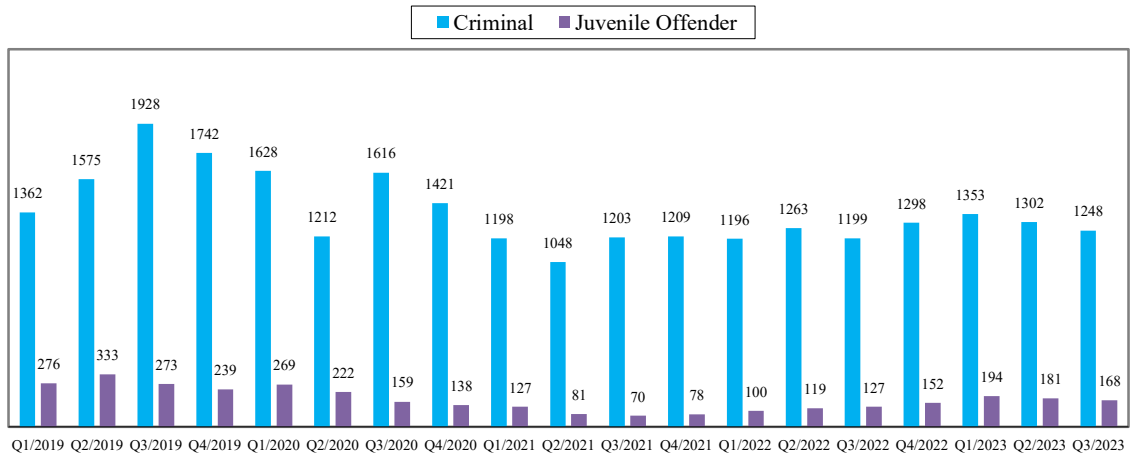
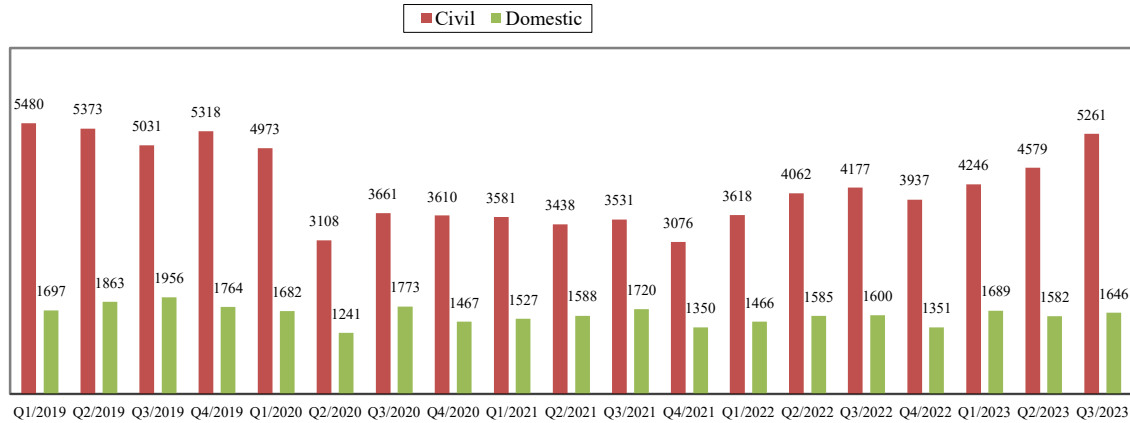


Chart 1-C. Quarterly Filings: Civil and Domestic Cases



* Note: "Civil" is specifically defined in this report. The category of "Civil" does **not** include the following case types: domestic, probate, guardianship, adoption, Parentage, ITA (civil commitment), juvenile cases (dependency, at-risk youth, child-in-need of service), civil RALJ, and tax filings that don't require judicial resources ("matters filed with clerk"). Please check the Appendix for the cause codes in the "General Civil" category.

Table 1-A. Post-Resolution Modifications Filed (Domestic and Parentage Cases)

		2021Q1			2021Q2			2021Q3			2021Q4			Year 2021		
Location	Case Type	DMOD	DTBA	Total	DMOD	DTBA	Total	DMOD	DTBA	Total	DMOD	DTBA	Total	DMOD	DTBA	Total
KNT	Domestic	12	52	64	16	39	55	18	56	74	9	38	47	55	185	240
	Parentage	1	6	7	1	12	13	1	4	5		1	1	3	23	26
KNT Total		13	58	71	17	51	68	19	60	79	9	39	48	58	208	266
SEA	Domestic	19	65	84	28	72	100	19	71	90	8	54	62	74	262	336
	Parentage	0	3	3	2	4	6	1	6	7	1	3	4	4	16	20
SEA Total		19	68	87	30	76	106	20	77	97	9	57	66	78	278	356
KNT/SEA Total		32	126	158	47	127	174	39	137	176	18	96	114	136	486	622
		2022Q1			2022Q2			2022Q3			2022Q4			Year 2022		
Location	Case Type	Reloc-ation	Parent Mod	Total	Reloc-ation	Parent Mod	Total	Reloc-ation	Parent Mod	Total	Reloc-ation	Parent Mod	Total	Reloc-ation	Parent Mod	Total
KNT	Domestic	12	53	65	10	57	67	11	52	63	5	39	44	38	201	239
	Parentage	0	4	4	0	4	4	0	6	6	1	1	2	1	15	16
KNT Total		12	57	69	10	61	71	11	58	69	6	40	46	39	216	255
SEA	Domestic	19	59	78	24	63	87	14	56	70	10	49	59	67	227	294
	Parentage		3	3	2	3	5	1	3	4	2	2	4	5	11	16
SEA Total		19	62	81	26	66	92	15	59	74	12	51	63	72	238	310
KNT/SEA Total		31	119	150	36	127	163	26	117	143	18	91	109	111	454	565
		2023Q1			2023Q2			2023Q3			2023Q4			Year 2023 (YTD)		
Location	Case Type	Reloc-ation	Parent Mod	Total	Reloc-ation	Parent Mod	Total	Reloc-ation	Parent Mod	Total	Reloc-ation	Parent Mod	Total	Reloc-ation	Parent Mod	Total
KNT	Domestic	7	52	59	11	45	56	8	55	63				26	152	178
	Parentage		8	8	1	2	3	1	5	6				2	15	17
KNT Total		7	60	67	12	47	59	9	60	69				28	167	195
SEA	Domestic	7	58	65	24	47	71	18	46	64				49	151	200
	Parentage		4	4	1	4	5		6	6				1	14	15
SEA Total		7	62	69	25	51	76	18	52	70				50	165	215
KNT/SEA Total		14	122	136	37	98	135	27	112	139				78	332	410

Table 2. Number of Cases Resolved and Resolution Category (%)
King County Superior Court

Reporting Category	Q4/21	Q1/22	Q2/22	Q3/22	Q4/22	Q1/23	Q2/23	Q3/23
Total Resolutions (excl. "Matters Filed with Clerk")	9970	10300	10916	10756	10218	11192	11564	11615
Criminal (excl. RALJ): # Resolved	1439	1103	1236	1225	1121	1273	1309	1338
Resolved by Jury Trial	2.2%	1.1%	1.9%	2.3%	2.9%	2.3%	1.8%	1.4%
Resolved by Non-Jury Trial	1.0%	0.2%	0.3%	0.1%	0.3%	0.1%	0.4%	0.9%
Resolved by Guilty Plea	47.0%	67.5%	68.3%	68.7%	67.6%	65.8%	70.7%	67.6%
Dismissal	49.3%	29.7%	29.0%	28.8%	28.7%	31.7%	26.7%	30.0%
Others	0.5%	1.5%	0.4%	0.2%	0.4%	0.2%	0.4%	0.1%
Civil: # Resolved	3482	3631	3838	3838	3637	4000	4383	4747
Resolved by Jury Trial	0.4%	0.4%	0.4%	0.4%	0.2%	0.3%	0.4%	0.3%
Resolved by Non-Jury Trial	0.6%	0.3%	0.3%	0.3%	0.7%	0.5%	0.2%	0.2%
Summary Judgment	1.6%	1.9%	1.3%	1.6%	1.4%	1.3%	1.2%	0.7%
Default/ Uncontested	37.7%	39.9%	41.0%	47.7%	48.0%	45.3%	46.0%	52.8%
Arbitration	4.1%	3.2%	3.1%	2.6%	3.5%	2.7%	3.1%	1.4%
Settlement/Dismissal	48.7%	48.7%	49.0%	42.8%	44.4%	46.9%	43.6%	41.3%
Closure by Clerk	5.8%	4.4%	3.6%	3.8%	1.2%	1.9%	4.1%	2.7%
Others	1.0%	1.1%	1.3%	0.9%	0.6%	1.3%	1.3%	0.7%
Domestic: # Resolved	1471	1651	1489	1537	1419	1452	1564	1488
Resolved by Trial	6.1%	4.3%	3.8%	5.0%	4.8%	4.7%	3.8%	4.2%
Default/ Uncontested	8.2%	6.6%	7.5%	7.0%	6.8%	7.0%	8.6%	10.2%
Settlement /Dismissal	82.6%	86.3%	86.8%	86.1%	86.8%	86.4%	86.6%	84.2%
Closure by Clerk	2.7%	2.4%	1.9%	1.7%	1.3%	1.5%	0.9%	1.1%
Others	0.4%	0.5%	0.1%	0.1%	0.4%	0.4%	0.1%	0.3%
Probate: # Resolved	1669	1909	1877	1829	1721	2026	1852	1656
Personal Rep. Appointed	71.4%	72.2%	69.7%	70.9%	69.2%	68.9%	68.6%	67.3%
Dismissal	5.9%	4.6%	6.7%	2.0%	0.9%	4.6%	3.5%	4.9%
Closure by Clerk	0.0%	0.0%	0.0%	0.1%	0.0%	0.0%	0.1%	0.4%
Others	22.7%	23.3%	23.6%	27.1%	29.9%	26.5%	27.9%	27.4%
Guardianship: # Resolved	240	213	222	224	209	226	248	221
Guardian Appointed	58.8%	43.2%	49.5%	58.5%	70.8%	55.3%	57.3%	57.0%
Dismissal	22.9%	39.0%	36.5%	23.7%	13.9%	27.4%	24.2%	25.3%
Closure by Clerk	0.0%	0.0%	0.0%	0.0%	0.0%	0.0%	0.0%	0.0%
Others	18.3%	17.8%	14.0%	17.9%	15.3%	17.3%	18.5%	17.6%
Adoption: # Resolved	86	85	99	71	100	75	89	84
Resolved by Trial	0.0%	1.2%	11.1%	1.4%	0.0%	0.0%	0.0%	0.0%
Uncontested	0.0%	7.1%	0.0%	0.0%	1.0%	0.0%	2.2%	0.0%
Settlement /Dismissal	100.0%	72.9%	73.7%	84.5%	99.0%	100.0%	92.1%	94.0%
Closure by Clerk	0.0%	18.8%	15.2%	14.1%	0.0%	0.0%	4.5%	6.0%
Others	0.0%	0.0%	0.0%	0.0%	0.0%	0.0%	1.1%	0.0%
Parentage: # Resolved	94	115	103	74	76	80	71	81
Resolved by Trial	4.3%	2.6%	2.9%	5.4%	5.3%	1.3%	4.2%	3.7%
Summary Judgment	27.7%	33.0%	32.0%	47.3%	31.6%	41.3%	32.4%	39.5%
Default/ Uncontested	21.3%	30.4%	12.6%	9.5%	19.7%	12.5%	15.5%	21.0%
Settlement/Dismissal	40.4%	28.7%	50.5%	37.8%	43.4%	41.3%	47.9%	34.6%
Closure by Clerk	6.4%	4.3%	1.9%	0.0%	0.0%	3.8%	0.0%	1.2%
Others	0.0%	0.9%	0.0%	0.0%	0.0%	0.0%	0.0%	0.0%
ITA(civil commitment): # Resolved	1109	1261	1714	1426	1506	1471	1386	1271
Court Decision to Commit	26.2%	24.7%	17.9%	20.8%	16.7%	19.9%	22.0%	24.7%
Closed by Court	0.0%	0.0%	0.0%	0.0%	0.2%	0.0%	0.0%	0.0%
Dismissal	13.9%	13.0%	11.7%	13.3%	12.9%	14.1%	13.8%	13.5%
Others	59.9%	62.3%	70.5%	66.0%	70.2%	66.0%	64.2%	61.8%
Juv. Dependency: # Resolved	71	78	105	66	75	71	92	86
Finding of Dependency	66.2%	60.3%	61.0%	63.6%	57.3%	60.6%	63.0%	59.3%
Dismissal	33.8%	39.7%	37.1%	36.4%	41.3%	39.4%	35.9%	40.7%
Others	0.0%	0.0%	1.9%	0.0%	1.3%	0.0%	1.1%	0.0%

Table 2 (cont.). Number of Cases Resolved and Resolution Category (%)
King County Superior Court

Reporting Category	Q4/21	Q1/22	Q2/22	Q3/22	Q4/22	Q1/23	Q2/23	Q3/23
Juv. Terminations: # Resolved	41	60	43	31	31	48	71	53
Finding of Dependency	82.9%	78.3%	76.7%	64.5%	80.6%	89.6%	84.5%	88.7%
Dismissal	17.1%	21.7%	23.3%	35.5%	19.4%	10.4%	15.5%	11.3%
Others	0.0%	0.0%	0.0%	0.0%	0.0%	0.0%	0.0%	0.0%
ARY/CHINS/OTHER: # Resolved	30	57	57	59	68	117	103	110
Approve of Petition	73.3%	80.7%	73.7%	74.6%	67.6%	76.1%	79.6%	82.7%
Dismissal	26.7%	17.5%	26.3%	25.4%	32.4%	23.9%	20.4%	17.3%
Others	0.0%	1.8%	0.0%	0.0%	0.0%	0.0%	0.0%	0.0%
Juvenile Truancy: # Resolved	111	17	20	241	151	179	168	294
Approve of Petition	1.8%	17.6%	50.0%	2.9%	7.3%	10.6%	24.4%	5.4%
Dismissal	98.2%	82.4%	70.0%	97.1%	92.7%	88.8%	75.6%	94.6%
Others	0.0%	0.0%	0.0%	0.0%	0.0%	0.6%	0.6%	0.0%
Juvenile Offender: # Resolved	110	89	84	107	94	156	208	161
Resolved by Trial (Fact Finding)	2.7%	0.0%	1.2%	2.8%	0.0%	0.0%	0.0%	0.6%
Resolved by Guilty Plea	31.8%	39.3%	39.3%	41.1%	36.2%	47.4%	41.8%	34.8%
Dismissal	46.4%	40.4%	41.7%	30.8%	43.6%	34.6%	37.0%	41.0%
Deferred Disposition (DDSP)	13.6%	18.0%	15.5%	15.9%	11.7%	14.1%	11.5%	21.7%
Others (including Deferred Prosecution)	5.5%	2.2%	2.4%	9.3%	8.5%	3.8%	9.6%	1.9%
Criminal RALJ: # Resolved	5	14	15	12	9	11	11	8
RALJ Decision	20.0%	57.1%	46.7%	50.0%	66.7%	54.5%	54.5%	62.5%
Dismissal	60.0%	42.9%	53.3%	50.0%	33.3%	45.5%	36.4%	37.5%
Others	20.0%	0.0%	0.0%	0.0%	0.0%	0.0%	9.1%	0.0%
Civil RALJ: # Resolved	12	17	14	16	10	7	9	17
RALJ Decision	16.7%	47.1%	28.6%	25.0%	20.0%	57.1%	44.4%	35.3%
Dismissal	66.7%	52.9%	50.0%	62.5%	70.0%	42.9%	55.6%	64.7%
Others	16.7%	0.0%	21.4%	12.5%	10.0%	0.0%	0.0%	0.0%

Chart 2-A. Quarterly Resolutions
Total Judicial Cases Only ("Matters Filed with Clerk" excluded)

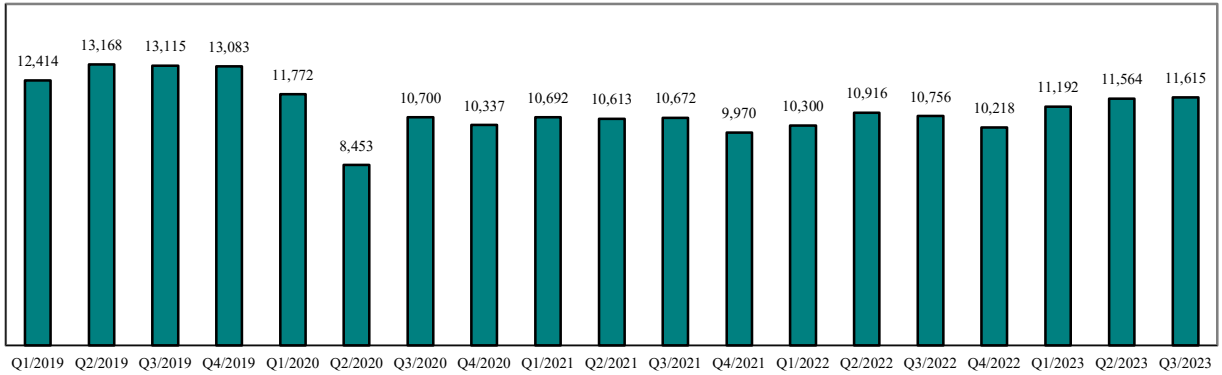


Chart 2-B. Quarterly Resolutions: Criminal and Juvenile Offender Cases

■ Criminal ■ Juvenile Offender

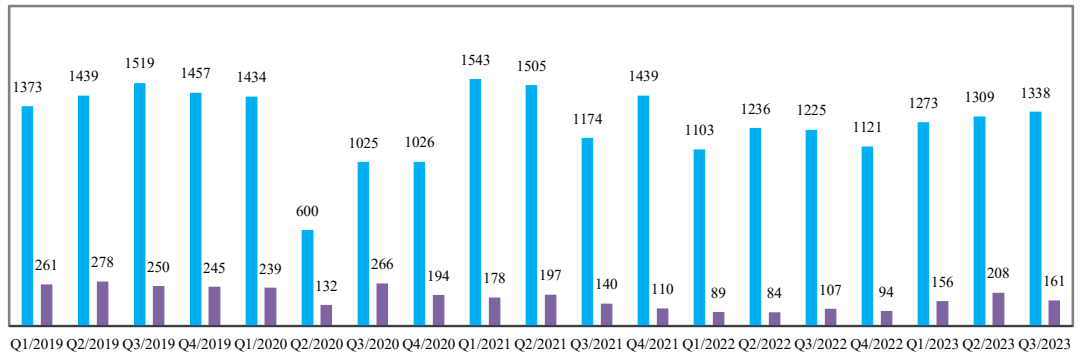
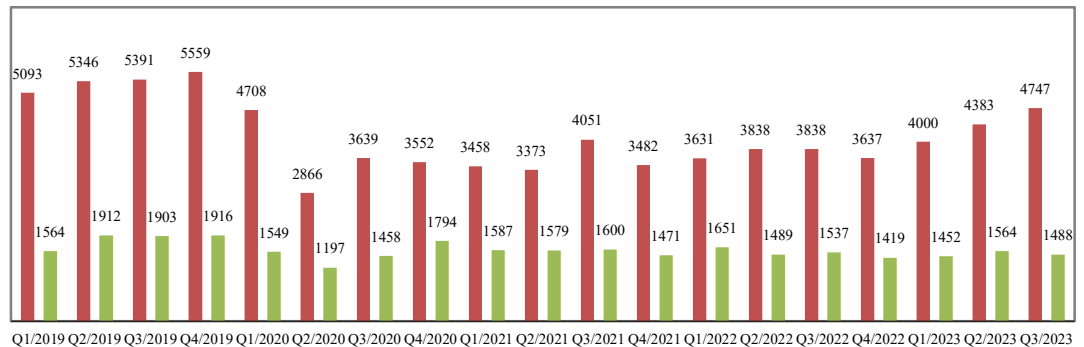


Chart 2-C. Quarterly Resolutions: Civil and Domestic Cases

■ Civil ■ Domestic



Note: "Civil" is specifically defined in this report. The category of "Civil" does **not** include the following case types: domestic, probate, guardianship, adoption, Parentage, mental illness, juvenile cases (dependency, at-risk youth, child-in-need of service), civil RALJ, and tax filings that don't require judicial resources ("matters filed with clerk"). Please check the Appendix for the cause codes in the "General Civil" category.

Table 3. Age of Resolved Cases
King County Superior Court

Reporting Category	Age of Cases at Resolution							
	Q4/21	Q1/22	Q2/22	Q3/22	Q4/22	Q1/23	Q2/23	Q3/23
Criminal (excl. RALJ)								
Age (days)								
50% Cases Resolved by Day	153	278	253	238	232	190	212	193
90% Cases Resolved by Day	672	755	796	741	740	799	806	809
Comparison with Court Standard of								
90% in 4 months	47%	27%	29%	30%	32%	38%	35%	37%
98% in 6 months	53%	38%	40%	41%	42%	49%	44%	48%
100% in 9 months	61%	49%	53%	55%	56%	60%	58%	59%
Civil (excl. RALJ)								
Age (days)								
50% Cases Resolved by Day	79	78	52	46	47	56	43	43
90% Cases Resolved by Day	511	448	423	385	371	376	371	346
Comparison with Court Standard of								
90% in 12 months	83%	85%	86%	88%	89%	89%	89%	91%
98% in 18 months	91%	94%	94%	95%	96%	96%	95%	97%
100% in 24 months	96%	97%	97%	98%	98%	98%	97%	98%
Domestic								
Age (days)								
50% Cases Resolved by Day	189	210	209	191	179	194	187	188
90% Cases Resolved by Day	479	463	472	446	449	457	439	448
Comparison with Court Standard of								
90% in 8 months	57%	56%	55%	57%	60%	56%	60%	60%
98% in 10 months	68%	66%	66%	66%	71%	67%	70%	68%
100% in 14 months	85%	87%	86%	88%	88%	88%	89%	88%
Probate								
Age (days)								
50% Cases Resolved by Day	2	3	3	3	2	3	2	3
90% Cases Resolved by Day	34	27	44	25	35	44	31	59
Comparison with Court Standard of								
90% in 8 months	99%	99%	98%	99%	99%	98%	99%	97%
98% in 18 months	100%	100%	99%	100%	100%	100%	99%	99%
100% in 36 months	100%	100%	100%	100%	100%	100%	100%	100%
Guardianship								
Age (days)								
50% Cases Resolved by Day	50	62	62	62	62	62	63	62
90% Cases Resolved by Day	176	175	238	201	177	196	135	128
Comparison with Court Standard of								
90% in 8 months	95%	94%	90%	91%	94%	92%	96%	96%
98% in 18 months	99%	100%	100%	100%	98%	99%	100%	100%
100% in 36 months	100%	100%	100%	100%	100%	100%	100%	100%
Adoption								
Age (days)								
50% Cases Resolved by Day	64	69	63	69	36	42	50	47
90% Cases Resolved by Day	244	539	812	514	257	209	319	263
Comparison with Court Standard of								
90% in 8 months	90%	67%	76%	75%	87%	95%	85%	88%
98% in 10 months	94%	73%	80%	80%	92%	97%	89%	93%
100% in 14 months	97%	77%	82%	86%	94%	99%	92%	94%
Parentage								
Age (days)								
50% Cases Resolved by Day	214	169	200	161	149	165	208	222
90% Cases Resolved by Day	633	431	481	476	517	477	489	495
Comparison with Court Standard of								
90% in 8 months	53%	68%	61%	65%	71%	65%	59%	54%
98% in 10 months	69%	81%	71%	76%	76%	76%	75%	65%
100% in 14 months	82%	89%	78%	87%	87%	86%	89%	88%

Table 3 (cont.) Age of Resolved Cases

King County Superior Court

Reporting Category	Age of Cases at Resolution							
	Q4/21	Q1/22	Q2/22	Q3/22	Q4/22	Q1/23	Q2/23	Q3/23
ITA (civil commitment) *								
Age (days)								
50% Cases Resolved by Day	12	11	14	11	13	10	10	10
90% Cases Resolved by Day	43	42	297	40	92	41	40	45
Juvenile Dependency (DEP)								
Age (days)								
50% Cases Resolved by Day	181	153	154	152	194	160	172	209
90% Cases Resolved by Day	529	303	430	422	523	557	556	459
Comparison with Court Standard of								
90% in 8 months	63%	81%	71%	71%	64%	69%	60%	58%
98% in 10 months	68%	90%	76%	77%	77%	79%	73%	72%
100% in 14 months	82%	92%	90%	89%	87%	83%	85%	86%
Juvenile Termination (TER)								
Age (days)								
50% Cases Resolved by Day	157	249	188	319	224	378	238	258
90% Cases Resolved by Day	580	746	336	887	830	806	853	504
Comparison with Court Standard of								
90% in 8 months	56%	48%	65%	45%	52%	46%	52%	43%
98% in 10 months	59%	60%	81%	48%	61%	50%	62%	64%
100% in 14 months	78%	65%	93%	58%	68%	50%	79%	76%
Juv ARY/CHINS/OTHER								
Age (days)								
50% Cases Resolved by Day	35	35	35	35	35	39	32	35
90% Cases Resolved by Day	339	132	275	219	181	288	123	188
Comparison with Court Standard of								
90% in 8 months	87%	98%	90%	92%	96%	87%	98%	94%
98% in 10 months	87%	98%	92%	95%	97%	91%	98%	97%
100% in 14 months	93%	100%	100%	100%	100%	94%	100%	97%
Juvenile Truancy*								
Age (days)								
50% Cases Resolved by Day	869	57	78	915	203	366	378	414
90% Cases Resolved by Day	1023	661	455	1220	320	421	431	518
Juvenile Offender								
Age (days)								
50% Cases Resolved by Day	263	229	181	142	118	136	116	154
90% Cases Resolved by Day	604	651	611	520	407	422	369	385
Comparison with Court Standard of								
90% in 4 months	21%	30%	36%	47%	52%	47%	51%	39%
98% in 6 months	28%	44%	48%	56%	65%	58%	68%	60%
100% in 9 months	52%	53%	70%	71%	81%	75%	78%	79%
Criminal RALJ								
Age (days)								
50% Cases Resolved by Day	108	251	211	215	307	227	253	202
90% Cases Resolved by Day	373	523	287	386	532	490	431	427
Civil RALJ								
Age (days)								
50% Cases Resolved by Day	160	165	183	160	165	202	173	165
90% Cases Resolved by Day	265	339	289	204	224	292	245	318

* No standard yet.

Table 4. Active Pending Caseload Statistics
King County Superior Court

Reporting Category		Q4/21	Q1/22	Q2/22	Q3/22	Q4/22	Q1/23	Q2/23	Q3/23
Total (incl. RALJ)									
Previous Pending	(+)	21128	19567	19610	19276	19684	20095	20774	21357
New Filing	(+)	9428	10783	11528	11234	10885	12228	12338	12246
Resolved	(-)	9970	10300	10916	10756	10218	11192	11564	11615
End Pending		19567	19610	19276	19684	20095	20774	21357	21942
Resolution Rate*		1.057	0.955	0.947	0.957	0.939	0.915	0.937	0.948
Criminal (excl. RALJ)									
Previous Pending	(+)	5510	4849	4808	4248	4222	4298	4635	4286
New Filing	(+)	1209	1196	1263	1199	1298	1353	1302	1248
Resolved	(-)	1439	1103	1236	1225	1121	1273	1309	1338
End Pending		4849	4808	4248	4222	4298	4635	4286	4222
Resolution Rate*		1.190	0.922	0.979	1.022	0.864	0.941	1.005	1.072
Civil (excl. RALJ)									
Previous Pending	(+)	6974	6234	6164	6270	6563	6799	6762	7124
New Filing	(+)	3076	3618	4062	4177	3937	4246	4579	5261
Resolved	(-)	3482	3631	3838	3838	3637	4000	4383	4747
End Pending		6234	6164	6270	6563	6799	6762	7124	7615
Resolution Rate*		1.132	1.004	0.945	0.919	0.924	0.942	0.957	0.902
Domestic									
Previous Pending	(+)	4526	4317	4270	4294	4359	4281	4417	4448
New Filing	(+)	1350	1466	1585	1600	1351	1689	1582	1646
Resolved	(-)	1471	1651	1489	1537	1419	1452	1564	1488
End Pending		4317	4270	4294	4359	4281	4417	4448	4624
Resolution Rate*		1.090	1.126	0.939	0.961	1.050	0.860	0.989	0.904
Probate									
Previous Pending	(+)	1285	1339	1233	1216	1302	1388	1420	1485
New Filing	(+)	1771	2071	1925	1930	1824	2100	1941	1697
Resolved	(-)	1669	1909	1877	1829	1712	2026	1852	1656
End Pending		1339	1233	1216	1302	1388	1420	1485	1506
Resolution Rate*		0.942	0.922	0.975	0.948	0.939	0.965	0.954	0.976
Guardianship									
Previous Pending	(+)	491	505	470	474	492	489	522	532
New Filing	(+)	286	230	242	248	238	279	256	263
Resolved	(-)	240	213	222	224	209	226	248	221
End Pending		505	470	474	492	489	522	532	563
Resolution Rate*		0.839	0.926	0.917	0.903	0.878	0.810	0.969	0.840
Adoption									
Previous Pending	(+)	269	260	272	234	265	259	266	263
New Filing	(+)	81	100	70	105	88	89	88	69
Resolved	(-)	86	85	99	71	100	75	89	84
End Pending		260	272	234	265	259	266	263	248
Resolution Rate*		1.062	0.850	1.414	0.676	1.136	0.843	1.011	1.217
Parentage									
Previous Pending	(+)	258	255	231	190	210	226	214	228
New Filing	(+)	92	87	72	91	97	74	84	77
Resolved	(-)	94	115	103	74	76	80	71	81
End Pending		255	231	190	210	226	214	228	224
Resolution Rate*		1.022	1.322	1.431	0.813	0.784	1.081	0.845	1.052
ITA (civil commitment)									
Previous Pending	(+)	428	535	633	337	405	282	274	309
New Filing	(+)	1241	1337	1476	1464	1388	1449	1423	1328
Resolved	(-)	1109	1261	1714	1426	1506	1471	1386	1271
End Pending		535	633	337	405	282	274	309	356
Resolution Rate*		0.894	0.943	1.161	0.974	1.085	1.015	0.974	0.957

* A value of "Resolution Rate" less than one indicates the resolution pace is slower than the filing pace.

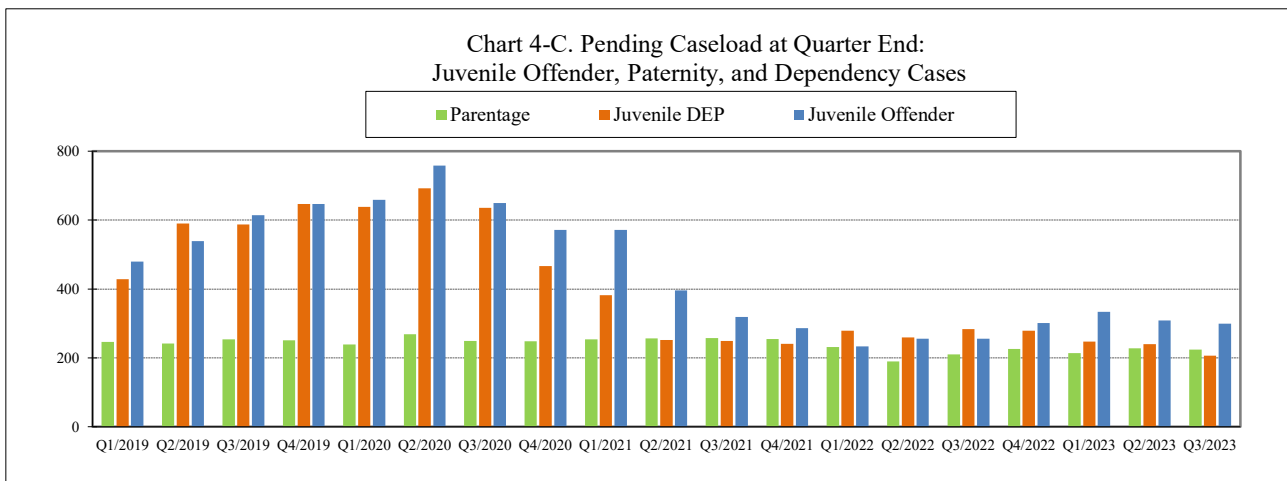
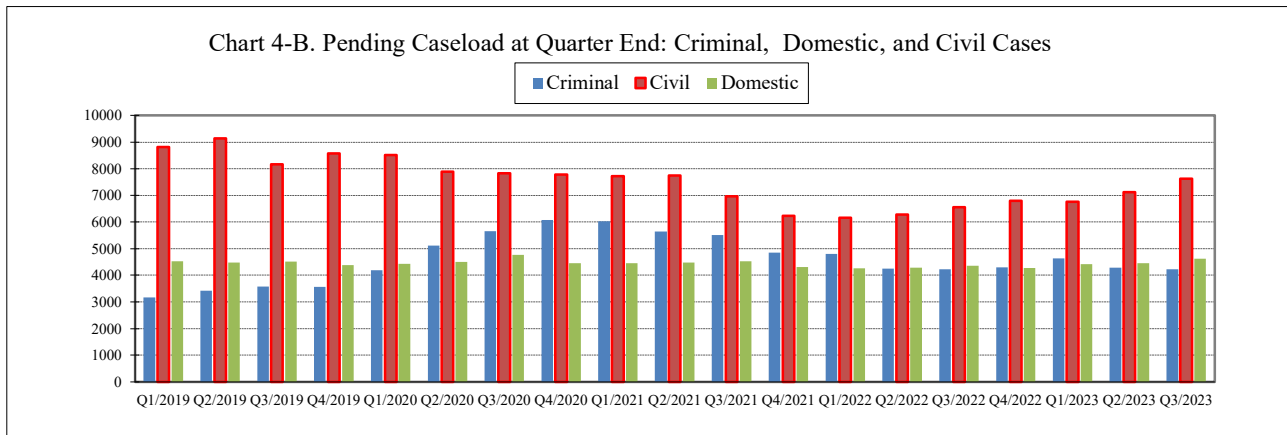
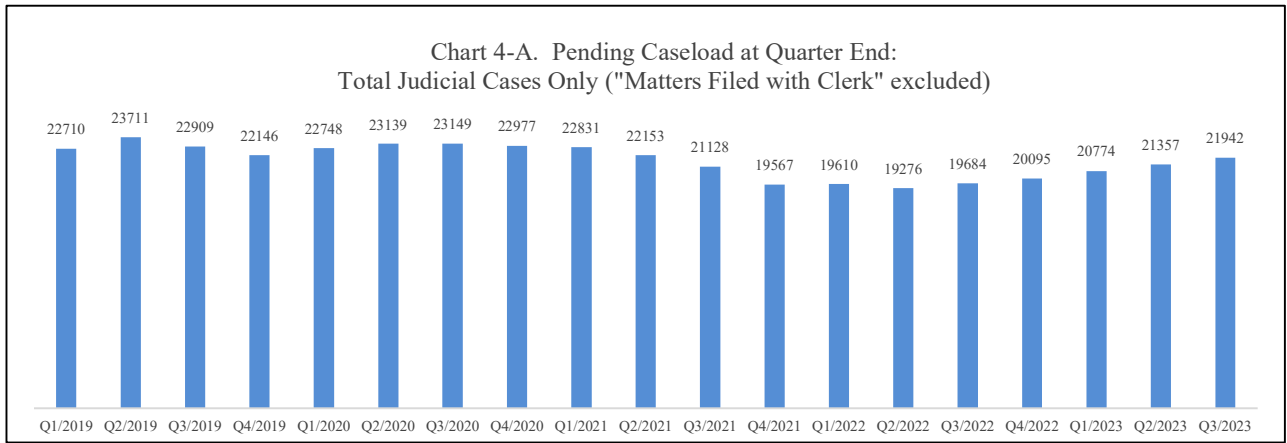
Table 4 (cont.) Active Pending Caseload Statistics
King County Superior Court

Reporting Category	Q4/21	Q1/22	Q2/22	Q3/22	Q4/22	Q1/23	Q2/23	Q3/23
Juvenile Dependency (DEP)								
Previous Pending (+)	249	241	279	260	283	279	247	240
New Filing (+)	87	129	89	92	75	105	81	53
Resolved (-)	71	78	105	66	75	71	92	86
End Pending	241	279	260	283	279	247	240	207
Resolution Rate*	0.816	0.605	1.180	0.717	1.000	0.676	1.136	1.623
Juvenile Termination (TER)								
Previous Pending (+)	278	248	224	232	241	265	205	180
New Filing (+)	31	39	49	44	56	45	50	50
Resolved (-)	41	60	43	31	31	48	71	53
End Pending	248	224	232	241	265	205	180	175
Resolution Rate*	1.323	1.538	0.878	0.705	0.554	1.067	1.420	1.060
Juv ARY/CHINS/OTHERS								
Previous Pending (+)	109	120	102	125	127	158	121	129
New Filing (+)	48	45	79	69	100	118	114	108
Resolved (-)	30	57	57	59	68	117	103	110
End Pending	120	102	125	127	158	121	129	121
Resolution Rate*	0.625	1.267	0.722	0.855	0.680	0.992	0.904	1.019
Juvenile Truancy								
Previous Pending (+)	361	307	625	1077	900	999	1275	1739
New Filing (+)	57	336	471	64	250	459	633	244
Resolved (-)	111	17	20	241	151	179	168	294
End Pending	307	625	1077	900	999	1275	1739	1689
Resolution Rate*	1.947	0.051	0.042	3.766	0.604	0.390	0.265	1.205
Juvenile Offender								
Previous Pending (+)	319	286	233	256	256	301	334	309
New Filing (+)	78	100	119	127	152	194	181	168
Resolved (-)	110	89	84	107	94	156	208	161
End Pending	286	233	256	256	301	334	309	299
Resolution Rate*	1.410	0.890	0.706	0.843	0.618	0.804	1.149	0.958
Criminal RALJ								
Previous Pending (+)	34	40	37	31	36	42	46	47
New Filing (+)	12	11	9	17	16	14	12	12
Resolved (-)	5	14	15	12	9	11	11	8
End Pending	40	37	31	36	42	46	47	49
Resolution Rate*	0.417	1.273	1.667	0.706	0.563	0.786	0.917	0.667
Civil RALJ								
Previous Pending (+)	37	31	29	32	23	29	36	38
New Filing (+)	9	18	17	7	15	14	12	22
Resolved (-)	12	17	14	16	10	7	9	17
End Pending	31	29	32	23	29	36	38	44
Resolution Rate*	1.333	0.944	0.824	2.286	0.667	0.500	0.750	0.773

* A value of "Resolution Rate" less than one indicates the resolution pace is slower than the filing pace.

Table 4-A. Active Re-opened Cases and Modification Cases

Reporting Category	Q4/21	Q1/22	Q2/22	Q3/22	Q4/22	Q1/23	Q2/23	Q3/23
Re-opened without disposition	543	590	654	713	806	824	851	865
Modification without disposition	485	487	531	503	501	508	552	522



Note: "Civil" is specifically defined in this report. The category of "Civil" does **not** include the following case types: domestic, probate, guardianship, adoption, Parentage, mental illness, juvenile cases (dependency, at-risk youth, child-in-need of service), civil RALJ, and tax filings that don't require judicial resources ("matters filed with clerk"). Please check the Appendix for the cause codes in the "General Civil" category.

Table 5. Age of Pending Cases
King County Superior Court

Reporting Category	Age of Pending Cases and # of Cases in Each Age Interval							
	Q4/21	Q1/22	Q2/22	Q3/22	Q4/22	Q1/23	Q2/23	Q3/23
Criminal (excl. RALJ): # of Cases	4849	4808	4248	4222	4298	4635	4286	4222
Age (days)								
Median (50 percentile)	276	257	235	232	222	198	213	216
90 percentile	687	751	766	786	796	767	778	745
# of Cases in Age Interval								
0 - 60 days (0 - 2 months)	819	861	861	823	860	1137	768	762
61 - 120 days (3 - 4 months)	576	538	538	559	583	595	604	555
121 - 180 days (5 - 6 months)	471	494	494	405	442	466	551	511
181 - 270 days (7 - 9 months)	543	581	581	559	522	589	529	634
> 270 days (> 9 months)	2440	2334	2334	1876	1891	1848	1834	1760
Civil (excl. RALJ): # of Cases	6234	6164	6270	6563	6799	6762	7124	7615
Age (days)								
Median (50 percentile)	198	175	155	151	165	164	150	144
90 percentile	694	695	645	640	629	597	544	545
# of Cases in Age Interval								
0 - 120 days (0 - 4 months)	2148	2433	2653	2769	2658	2751	3054	3388
121 - 240 days (5 - 8 months)	1450	1320	1363	1492	1675	1582	1550	1659
241 - 360 days (9 - 12 months)	964	917	861	915	1033	1074	1084	968
361 - 540 days (13 - 18 months)	672	616	565	575	606	581	711	821
541 - 720 days (19 - 24 months)	459	284	278	250	251	253	253	289
> 720 days (> 24 months)	541	594	550	562	576	521	472	490
Domestic: # of Cases	4317	4270	4294	4359	4281	4417	4448	4624
Age (days)								
Median (50 percentile)	162	163	143	144	159	151	144	151
90 percentile	673	640	564	549	577	556	544	548
# of Cases in Age Interval								
0 - 120 days (0 - 4 months)	1684	1699	1915	1937	1690	1918	1936	1971
121 - 240 days (5 - 8 months)	1149	1125	950	1092	1149	1083	1013	1170
241 - 360 days (9 - 12 months)	672	656	661	552	671	665	670	594
361 - 540 days (13 - 18 months)	290	288	327	331	316	296	380	422
> 540 days (> 18 months)	522	502	441	447	455	455	449	467
Probate: # of Cases	1339	1233	1216	1302	1388	1420	1485	1506
Age (days)								
Median (50 percentile)	382	372	428	415	438	490	486	543
90 percentile	1761	1899	2004	2034	2070	2141	2199	2260
# of Cases in Age Interval								
0 - 120 days (0 - 4 months)	345	351	337	329	354	346	373	320
121 - 240 days (5 - 8 months)	164	153	129	171	152	163	149	183
241 - 360 days (9 - 12 months)	143	108	112	105	141	117	116	115
361 - 540 days (13 - 18 months)	157	97	78	106	119	116	145	132
> 540 days (> 18 months)	530	524	560	591	622	678	702	756
Guardianship: # of Cases	505	470	474	492	489	522	532	563
Age (days)								
Median (50 percentile)	179	192	221	214	233	235	262	269
90 percentile	1188	1150	1227	1209	1382	1173	1264	1354
# of Cases in Age Interval								
0 - 120 days (0 - 4 months)	203	183	183	189	180	216	203	203
121 - 240 days (5 - 8 months)	81	81	63	68	70	50	54	63
241 - 360 days (9 - 12 months)	59	59	68	50	35	42	49	40
361 - 540 days (13 - 18 months)	39	43	42	46	56	42	37	49
> 540 days (> 18 months)	123	104	118	139	148	172	189	208

Table 5 (cont.). Age of Pending Cases
King County Superior Court

Reporting Category	Age of Pending Cases and # of Cases in Each Age Interval							
	Q4/21	Q1/22	Q2/22	Q3/22	Q4/22	Q1/23	Q2/23	Q3/23
Adoption: # of Cases	260	272	234	265	259	266	263	248
Age (days)								
Median (50 percentile)	561	471	606	393	452	509	534	714
90 percentile	1589	1663	1771	1846	1952	2028	2119	2228
# of Cases in Age Interval								
0 - 120 days (0 - 4 months)	50	74	55	82	60	56	57	39
121 - 240 days (5 - 8 months)	22	29	30	29	39	33	21	25
241 - 360 days (9 - 12 months)	27	19	11	18	19	25	29	13
361 - 540 days (13 - 18 months)	29	23	14	12	16	24	25	33
> 540 days (> 18 months)	132	127	124	124	125	128	131	138
Parentage: # of Cases	255	231	190	210	226	214	228	224
Age (days)								
Median (50 percentile)	150	154	153	139	115	142	158	147
90 percentile	425	429	450	457	422	470	473	443
# of Cases in Age Interval								
0 - 120 days (0 - 4 months)	113	98	80	97	116	92	99	94
121 - 240 days (5 - 8 months)	64	55	50	43	48	61	63	58
241 - 360 days (9 - 12 months)	42	35	27	37	29	26	33	34
361 - 540 days (13 - 18 months)	18	28	22	20	20	24	17	23
> 540 days (> 18 months)	18	15	11	13	13	11	16	15
ITA (civil commitment): # of Cases	535	633	337	405	282	274	309	356
Age (days)								
Median (50 percentile)	93	116	39	52	25	25	26	38
90 percentile	466	536	154	241	257	346	414	418
# of Cases in Age Interval								
0 - 120 days (0 - 4 months)	316	325	267	271	228	213	213	213
121 - 240 days (5 - 8 months)	117	136	64	93	21	22	22	22
> 240 days (> 8 months)	102	172	6	41	33	39	39	39
Juv Dependency (DEP): # of Cases	241	279	260	283	279	247	240	207
Age (days)								
Median (50 percentile)	158	129	135	169	180	136	155	202
90 percentile	575	501	577	591	681	388	411	480
# of Cases in Age Interval								
0 - 60 days (0 - 2 months)	48	96	58	61	50	70	47	38
61 - 120 days (3 - 4 months)	41	41	59	46	44	44	53	22
121 - 180 days (5 - 6 months)	49	26	37	44	46	36	33	31
181 - 270 days (7 - 9 months)	33	40	30	49	35	43	41	44
> 270 days (> 9 months)	70	76	76	83	104	54	66	72
Juv Termination (TER): # of Cases	248	224	232	241	265	205	180	175
Age (days)								
Median (50 percentile)	411	471	550	450	464	232	220	205
90 percentile	1520	1624	1715	1793	1866	961	1013	891
# of Cases in Age Interval								
0 - 60 days (0 - 2 months)	18	23	29	32	36	31	24	28
61 - 120 days (3 - 4 months)	21	9	24	18	28	30	35	25
121 - 180 days (5 - 6 months)	33	15	7	24	26	25	15	24
181 - 270 days (7 - 9 months)	26	38	10	13	25	26	28	22
> 270 days (> 9 months)	150	139	162	154	150	93	78	76
ARY/CHINS/OTHER: # of Cases	120	102	125	127	158	121	129	121
Age (days)								
Median (50 percentile)	585	962	336	366	166	116	129	159
90 percentile	1543	1633	1722	1814	1858	1921	2012	2104
# of Cases in Age Interval								
0 - 60 days (0 - 2 months)	21	16	33	38	42	52	49	33
61 - 120 days (3 - 4 months)	21	6	16	8	25	12	12	18
121 - 180 days (5 - 6 months)	8	7	3	9	15	6	13	12
181 - 270 days (7 - 9 months)	6	12	5	4	8	7	8	12
> 270 days (> 9 months)	64	61	68	68	68	44	47	46

Table 5 (cont.). Age of Pending Cases
King County Superior Court

Reporting Category	Age of Pending Cases and # of Cases in Each Age Interval							
	Q4/21	Q1/22	Q2/22	Q3/22	Q4/22	Q1/23	Q2/23	Q3/23
Juvenile Truancy: # of Cases	307	625	1077	900	999	1275	1739	1689
Age (days)								
Median (50 percentile)	711	80	105	165	235	155	130	185
90 percentile	1080	1108	988	297	355	410	459	520
# of Cases in Age Interval								
0 - 60 days (0 - 2 months)	52	251	323	40	183	336	432	5
61 - 120 days (3 - 4 months)	4	105	273	167	55	188	379	434
121 - 180 days (5 - 6 months)	0	22	187	292	43	146	257	387
181 - 270 days (7 - 9 months)	4	0	49	295	378	40	195	400
> 270 days (> 9 months)	247	247	245	106	340	565	476	463
Juvenile Offender: # of Cases	286	233	256	256	301	334	309	299
Age (days)								
Median (50 percentile)	241	140	114	122	122	81	107	106
90 percentile	1018	581	585	549	424	372	367	374
# of Cases in Age Interval								
0 - 60 days (0 - 2 months)	50	66	73	71	86	138	86	98
61 - 120 days (3 - 4 months)	37	39	63	54	62	48	86	64
121 - 180 days (5 - 6 months)	29	34	32	40	36	51	50	50
181 - 270 days (7 - 9 months)	35	24	24	37	53	39	36	42
> 270 days (> 9 months)	135	70	64	54	64	58	51	45
Criminal RALJ: # of Cases	40	37	31	36	42	46	47	49
Age (days)								
Median (50 percentile)	132	148	156	107	109	149	184	243
90 percentile	471	284	364	425	328	344	355	447
# of Cases in Age Interval								
0 - 60 days (0 - 2 months)	9	8	8	9	11	7	8	9
61 - 120 days (3 - 4 months)	7	6	2	10	11	9	6	6
121 - 180 days (5 - 6 months)	10	8	8	5	9	12	8	7
181 - 270 days (7 - 9 months)	6	10	4	4	4	11	13	5
> 270 days (> 9 months)	8	5	9	8	7	7	12	22
Civil RALJ: # of Cases	31	29	32	23	29	36	38	44
Age (days)								
Median (50 percentile)	116	64	95	131	80	101	122	90
90 percentile	318	303	197	470	562	471	562	580
# of Cases in Age Interval								
0 - 60 days (0 - 2 months)	5	13	11	4	12	10	6	16
61 - 120 days (3 - 4 months)	11	6	9	7	5	11	13	10
121 - 180 days (5 - 6 months)	6	3	8	6	2	7	5	4
181 - 270 days (7 - 9 months)	5	3	1	2	4	1	6	5
> 270 days (> 9 months)	4	4	3	4	6	7	8	9

Table 6. Seattle vs. Regional Justice Center (KNT): Filing, Resolution, Pending Caseload (%)
King County Superior Court

	Q3/22		Q4/22		Q1/23		Q2/23		Q3/23	
	SEA	KNT	SEA	KNT	SEA	KNT	SEA	KNT	SEA	KNT
Filings Total	67%	33%	67%	33%	67%	33%	65%	35%	65%	35%
Criminal (excl. RALJ)	64%	36%	61%	39%	67%	33%	67%	33%	65%	35%
Civil (excl. RALJ)	58%	42%	59%	41%	57%	43%	58%	42%	57%	43%
Domestic	60%	40%	62%	38%	62%	38%	58%	42%	64%	36%
Probate	71%	29%	71%	29%	72%	28%	71%	29%	70%	30%
Guardianship	57%	43%	53%	47%	52%	48%	55%	45%	56%	44%
Adoption	70%	30%	81%	19%	84%	16%	67%	33%	71%	29%
Parentage	47%	53%	45%	55%	45%	55%	45%	55%	39%	61%
ITA (civil commitment)	100%	--	100%	--	100%	--	100%	--	100%	--
Juv. Dependency (DEP)	55%	45%	82%	18%	78%	22%	59%	41%	70%	30%
Juv. Termination (TER)	59%	41%	77%	23%	67%	33%	80%	20%	82%	18%
Juvenile ARY/CHINS/Other	54%	46%	45%	55%	60%	40%	40%	60%	57%	43%
Juvenile Truancy	17%	83%	46%	54%	38%	62%	32%	68%	2%	98%
Juvenile Offender	100%	--	100%	--	100%	--	100%	--	100%	--
Criminal RALJ	53%	47%	69%	31%	71%	29%	75%	25%	75%	25%
Civil RALJ	86%	14%	73%	27%	86%	14%	58%	42%	100%	0%
Resolution Total	67%	33%	67%	33%	66%	34%	66%	34%	65%	35%
Criminal (excl. RALJ)	56%	44%	59%	41%	60%	40%	58%	42%	62%	38%
Civil (excl. RALJ)	58%	42%	58%	42%	58%	42%	59%	41%	57%	43%
Domestic	61%	39%	61%	39%	59%	41%	61%	39%	59%	41%
Probate	72%	28%	71%	29%	71%	29%	71%	29%	72%	28%
Guardianship	55%	45%	53%	47%	55%	45%	50%	50%	55%	45%
Adoption	73%	27%	71%	29%	84%	16%	69%	31%	74%	26%
Parentage	41%	59%	40%	60%	46%	54%	45%	55%	37%	63%
ITA (civil commitment)	100%	--	100%	--	100%	--	100%	--	100%	--
Juv. Dependency (DEP)	67%	33%	59%	41%	69%	31%	71%	29%	64%	36%
Juv. Termination (TER)	52%	48%	52%	48%	58%	42%	69%	31%	60%	40%
Juvenile ARY/CHINS/Other	58%	42%	49%	51%	49%	51%	52%	48%	51%	49%
Juvenile Truancy	79%	21%	25%	75%	22%	78%	17%	83%	35%	65%
Juvenile Offender	100%	--	100%	--	100%	--	100%	--	100%	--
Criminal RALJ	75%	25%	89%	11%	73%	27%	55%	45%	38%	62%
Civil RALJ	81%	19%	90%	10%	86%	14%	89%	11%	77%	23%
Pending Total	62%	38%	63%	37%	63%	37%	63%	37%	63%	37%
Criminal (excl. RALJ)	59%	41%	59%	41%	62%	38%	63%	37%	64%	36%
Civil (excl. RALJ)	67%	33%	67%	33%	67%	33%	66%	34%	65%	35%
Domestic	59%	41%	59%	41%	60%	40%	59%	41%	61%	39%
Probate	70%	30%	70%	30%	71%	29%	71%	29%	70%	30%
Guardianship	58%	42%	59%	41%	57%	43%	59%	41%	59%	41%
Adoption	67%	33%	70%	30%	70%	30%	69%	31%	68%	32%
Parentage	34%	66%	36%	64%	36%	64%	37%	63%	37%	63%
ITA (civil commitment)	100%	--	100%	--	100%	--	100%	--	100%	--
Juv. Dependency (DEP)	59%	41%	65%	35%	72%	28%	68%	32%	68%	32%
Juv. Termination (TER)	64%	36%	69%	31%	69%	31%	72%	28%	77%	23%
Juvenile ARY/CHINS/Other	57%	43%	54%	46%	69%	31%	58%	42%	66%	34%
Juvenile Truancy	32%	68%	36%	64%	39%	61%	38%	62%	34%	66%
Juvenile Offender	100%	--	100%	--	100%	--	100%	--	100%	--
Criminal RALJ	64%	36%	62%	38%	63%	37%	68%	32%	76%	24%
Civil RALJ	91%	9%	83%	17%	83%	17%	74%	26%	86%	14%

Excluding Cases filed with the Clerk

Table 7. Quarterly Utilization of Pro Tem Judges/Commissioners ⁽¹⁾

Category	Q2/21	Q3/21	Q4/21	Q1/22	Q2/22	Q3/22	Q4/22	Q1/23	Q2/23	Q3/23
Grand Total	1750	1876	1880	900	2166	2012	1135	1543	1688	1226
FTE Equivalent ⁽²⁾	3.9	4.2	4.2	2.0	4.8	4.5	2.5	3.4	3.8	2.7
By Work Type										
Pro Tem Judge	155	263	167	122	135	126	156	93	114	158
Pro Tem Commissioner	1595	1613	1713	778	2031	1886	979	1450	1574	1068
By Location										
KCCH	738	960	769	265	980	763	446	830	588	453
MRJC	580	282	513	256	468	687	285	480	572	328
Juvenile	203	373	212	144	305	391	224	134	295	327
ITA	229	259	272	145	376	126	180	98	216	118
Other or Unspecified	0	0	115	91	38	46	0	0	18	0
By Calendar Type										
Criminal	109	233	18	12	50	40	51	16	61	30
Civil	6	3	0	0	0	0	0	3	0	3
Ex Parte	281	444	202	187	475	280	253	340	470	308
Family Law/Domestic	907	563	1062	321	922	1129	427	944	629	440
Dependency	178	346	177	125	257	351	119	68	259	202
Juvenile Offender	25	27	35	20	48	28	102	55	22	115
BECCA	0	0	0	0	0	12	3	12	15	10
ITA	229	259	272	145	376	126	180	98	216	118
Juvenile Drug Court	0	0	0	0	0	0	0	0	0	0
Family Treatment Court	0	0	0	0	0	0	0	0	0	0
Plea Calendar	11	0	0	0	0	0	0	0	0	0
Status/Non-Compliance	0	0	0	0	0	0	0	0	0	0
Other or Unspecified	0	0	115	91	0	46	0	8	18	0
By Reason										
Vacation Backfill	118	208	22	20	14	34	135	82	61	125
Medical Backfill	1588	1595	1696	778	2031	1891	982	1461	1580	1078
Duty Time	38	55	30	12	83	34	18	0	22	24
Conference Coverage	8	18	17	0	0	7	0	0	8	0
Congestion	0	0	0	0	0	0	0	0	0	0
Vacancy Coverage	0	0	0	0	0	0	0	0	0	0
Other or Unspecified	0	0	115	91	38	46	0	0	18	0

(1) This table is based on the time sheet for compensation

(2) Judge FTE Equivalent = # of hours / [7.5 hours/day * 20 days/month * 3 months] = # of hours/450.

Data for the most current quarter are incomplete at reporting time and will be updated in next quarterly report.

The Pro Tem hours are provided quarterly by the Administrative Services Department of King County Superior Court.

Table 8. Ex Parte and Family Law Hearings and Documents Signed

Ex Parte: Hearings Held and Documents Signed								
	2022Q4		2023Q1		2023Q2		2023Q3	
	Hearings	Documents Signed	Hearings	Documents Signed	Hearings	Documents Signed	Hearings	Documents Signed
KNT (EXP04/05)								
Civil	236	934	286	627	342	626	371	709
Domestic	43	218	28	175	25	206	34	271
Probate/Guardianship	358	449	370	352	371	451	351	410
Adoption/Paternity	56	89	16	35	32	70	29	77
Ex Parte Judge Panel (EXP08)		409		468		428		539
Ex Parte Via Clerk (EXP06)		2958		3262		3315		3777
KNT Subtotal	693	5057	700	4919	770	5096	785	5783
SEA (EXP01/02)								
Civil	441	1018	357	884	426	961	472	1076
Domestic	51	198	65	254	48	282	61	319
Probate/Guardianship	714	865	758	851	669	874	767	916
Adoption/Paternity	68	158	72	189	56	150	61	153
Ex Parte Judge Panel (EXP08)		1082		1063		1110		1236
Ex Parte Via Clerk (EXP07)		6602		7171		6960		7218
SEA Total	1274	9923	1252	10412	1199	10337	1361	10918
KNT/SEA Total	1967	14980	1952	15331	1969	15433	2146	16701
FAMILY LAW: Hearings Held and Documents Signed								
	2022Q4		2023Q1		2023Q2		2023Q3	
	Hearings	Documents Signed	Hearings	Documents Signed	Hearings	Documents Signed	Hearings	Documents Signed
KNT (FAM02)								
Civil	890	916	1011	845	1077	806	1216	769
Domestic	315	848	303	880	298	737	330	809
Adoption/Paternity	94	254	59	258	93	291	83	280
KNT Subtotal	1299	2018	1373	1983	1468	1834	1629	1858
SEA (FAM01)								
Civil	812	870	789	954	902	1186	1018	1225
Domestic	465	962	406	962	408	1073	438	1021
Adoption/Paternity	33	143	36	209	30	232	36	226
SEA Total	1310	1975	1231	2125	1340	2491	1492	2472
KNT/SEA Total	2609	3993	2604	4108	2808	4325	3121	4330

Appendix Glossary and Definition

Active Status

A case is active if it is not on suspense status (see Suspense Status).

Adoption and Parentage Cases (case type 5)

ADP - Adoption
CFI - Confidential Intermediary
CHN - Confidential Change of Name
DIP - Disestablishment of Parentage
MDS - Modification/Support Only
MOD - Modification
MSC - Miscellaneous
OAA - Open Adoption Agreement
PAD - De Facto Parentage
PAG - Pre Birth Establish Parentage Genetic
PAS - Establish Parentage Gestational Surrogacy
PAT - Parentage
PPR - Initial Pre Placement Report
PRC - Parentage Rescission/Challenge
PUR - Parentage (URES/UISA)
REL - Relinquishment
ROB - Relocation Objection
TER - Termination of Parental Rights

Case

A case is defined as a filing with an assigned case number.

Civil Cases (case type 2, no RALJ)

ALR - Administrative Law Review
ALRLI - L&I Administrative Law Review
AOD - Assurance of Discontinuance
ASB - Asbestos
ASP - Asbestos Personal Injury
ASW - Asbestos Wrongful Death
BAT - Petition to Appeal/Amend Ballot Title
CAA - Motion to Confirm/Compel Arbitration Award
CHN - Non Confidential Change of Name
COL - Collection
COM - Commercial
CON - Condemnation
CRP - Certificate of Restoration of Opportunity
CRR - Petition for Certificate of Rehabilitation
DOL - Appeal Licensing Revocation
DSF - Notice of Deposit of Surplus Funds from Trustee's Sale of Real Property
DVP - Domestic Violence
ECP - Enforcement of Canadian Protection Order
EOM - Emancipation of Minor
FOR - Foreclosure
FPO - Foreign Protection Order
FVL - Motion to Show Cause /Frivolous Lien
HAR - Unlawful Harassment
HSI - Application for Health & Safety Inspection
INJ - Injunction
IPL - Complaint for Interpleader
LUP - Land Use Petition
MAL - Other Malpractice
MED - Medical Malpractice
MER - Meretricious Relationships
MHA - Malicious Harassment
MSC - Miscellaneous
MST - Minor Settlement
MWP - Minor Work Permit
NJF - Non Judicial Filing
OSS - Petition to Issue Out of State Subpoena
PBC - Petition for Birth Certificate Change
PBJ - Petition for Justification /Bail Bond Company
PCC - Petition for Civil Commitment
PFA - Property Fairness Act
PIN - Personal Injury

PPT - Petition for Perpetuation of Testimony
PRA - Public Records Act
PRG - Property Damage /Gangs
PRP - Property Damage
PVO - Petition for Vehicle Ownership
QTI - Quiet Title
RCV - Petition to Appoint Receiver
RDR - Relief from Duty to Register
RFR - Restoration of Firearms Rights
RRC - Remove Restricted Covenant
SCA - Small Claims Appeal
SDR - School District /Required Action Plan
SER - Subdivision Election Process Law Review
SPC - Seizure of Property From Commission of a Crime
SPR - Seizure of Property Resulting From a Crime
STK - Stalking Protection
SXP - Sexual Assault Protection
TMV - Tort /Motor Vehicle
TSS - Petition for Approval of Transfer of Structured Settlement
TTO - Tort /Other
UND - Unlawful Detainer
VAP - Vulnerable Adult Protection Order
VEP - Voter Election Process Law Review
VVT - Victims of Motor Vehicle Theft /Civil Action
WDE - Wrongful Death
WHC - Writ of Habeas Corpus
WMW - Miscellaneous Writs
WRM - Writ of Mandamus
WRR - Writ of Restitution
WRV - Writ of Review
XRP - Extreme Risk Protection Order

Civil Matters Filed with Clerk (case type 2)

ABJ - Abstract of Judgment
FJU - Foreign Judgment
TAX - Tax Warrants
TRJ - Transcript of Judgment
CFJ - Petition for Order Granting Judgment on Confession of Judgment

Civil RALJ Cases (case type 2)

LCA - Lower Court Appeal /Civil
LCI - Lower Court Appeal /Infractions

Completion

A case is completed if dispositive document is filed with the court following resolution.

Criminal Cases (case type 1, no RALJ)

Adult criminal cases, excluding appeals from courts of limited jurisdiction. This reporting category includes the following crime categories within SCOMIS case type 1:

Homicide
Sex Crime
Robbery
Assault
Theft/Burglary
Motor Vehicle Theft
Controlled Substance
Others

Criminal RALJ Cases (case type 1)

CRJ - Criminal RALJ

Domestic Cases (case type 3)

CIR - Committed Intimate Relationship
CUS - Child Custody
DIC - Dissolution w/ Children
DIN - Dissolution no Children
DIS - Dissolution
DPC - Dissolution of Domestic Partnership w/ Children
DPN - Dissolution of Domestic Partnership /No Children
FJU - Out of State Support Registration /Foreign Judgment
INC - Annulment /Inv of Marriage w/ Children
IND - Annulment /Inv of Domestic Partnership w/ Children
INP - Invalidity, Domestic Partnership
INV - Annulment /Invalidity
MDS - Modification/Support Only
MOD - Modification
MSC - Miscellaneous
MWA - Mandatory Wage Assignment
OSC - Out of State Custody
PPS - Parenting Plan / Child Support
PSO - Petition for Entry of KC Support Order
RCV - Relative Child Visitation
RIC - Reciprocal, Resp in County
ROB - Relocation /Objection
ROC - Reciprocal, Resp out of County
RVC - Relative Child Visits
SDC - Legal Separation, Domestic Partnership w/ Children
SEC - Legal Separation w/ Children
SEP - Legal Separation
SPD - Legal Separation, Domestic Partnership /No Children
TSS - Structured Settlement

Jury Trial

A hearing is reported as a jury trial if the jury is impaneled.

Juvenile BECCA Cases (case type 7)

ARY - At Risk Youth
CNS - Child In Need Of Services
DDP - Developmental Disability
DGN - Dependency Guardianship
EFC - Extended Foster Care, Dependency
GFC - Guardianship Foster Children
RPR - Reinstatement of Parental Rights
RVS - Relative Visitation
TRU - Truancy
VYG - Vulnerable Youth Guardianship

Juvenile Dependency Cases (case type 7)

DEP - Dependency
TER - Termination of Parental Rights

Juvenile Offender Cases (case type 8)

Homicide
Sex Crime
Robbery
Assault
Theft/Burglary
Motor Vehicle Theft

Controlled Substance
Others

Involuntary Treatment Act Cases (case type 6)

Alcoholic Treatment (ALT)
ITA - Adult (MI)
ITA - Family (MIF)
ITA - Juvenile (MIJ)

Non-Jury Trial

A hearing is reported as a non-jury trial if an opening statement is made, waived, or reserved.

Pending Case

A case is defined as pending if it is unresolved and active (not in suspense).

Post-disposition Modifications

Petition to modify parenting plan after the resolution of the original case, based on the modification schedule.

Probate and Guardianship Cases (case type 5)

ABS - Absentee
AOS - Affidavit of Successor
ASE - Affidavit of Small Estate
DSC - Disclaimer
EST - Estate
FNW - Foreign Will
G/E - Guardianship/Estate
GDE - Guardianship of the Estate
GDN - Guardianship
GDP - Guardianship of the Person
LGD - Limited Guardianship
LGE - Limited Guardianship of the Estate
LGP - Limited Guardianship of the Person
MGD - Minor Guardianship
MSC - Miscellaneous
MST - Minor Settlement
NJB - Non Judicial Binding/TEDRA Agreement
NNC - Non Probate Notice to Creditor
POA - Petition for Relief (RCW 11.94) /Power of Attorney
RGR - Registration of Guardianship
RTR - Registration of Trust /Trust Situs
SNT - Special Needs Trust
TDR - Trust/Estate Dispute Resolution
TRS - Trust
WLL - Will Only

Resolution

A case is resolved if all issues in the complaint are fully adjudicated.

Suspended Case

A case is placed in suspense status from active status during the reporting period.

Suspense Status

A case is on suspense status if it is on warrant, appeal, stay, mediation, arbitration ("Deferred Prosecution" is not a suspense status, but is treated as a resolution).

Trial

A hearing set before a judge or jury in which all the issues in the case are meant to be resolved. A trial normally includes opening statements to the court or jury stating what evidence will show, introduction of witnesses and exhibits for direct and cross examination, final arguments to the court or jury in which counsel argue both the evidence and the law, and judgment by the court or jury stating what the facts of the case are and what law applies to the facts. In a jury case, it also includes the selection of the jury. A trial can be held for one or more cases. A single trial may be held to adjudicate more than one case (as defined above).