



# King County

Department of Judicial Administration

*Catherine Cornwall*

*Director and Superior Court Clerk*

(206) 296-9300 (206) 296-0100 TTY/TDD

King County Superior Court

## Criminal Department Statistical Report

September 2023

Department of Judicial Administration

Prepared by: Shiquan Liao, Ph.D., Statistician

October 15, 2023

**Report #: CRM-2023-09**

*Seattle:*

516 Third Avenue Room E609  
Seattle, WA 98104-2386

*Regional Justice Center:*

401 Fourth Avenue North Room 2C  
Kent, WA 98032-4429

*Juvenile Division:*

1211 East Alder Room 3015  
Seattle, WA 98122-5598

## Criminal Statistics Summary

**NOTE: Washington State Supreme Court orders related to the coronavirus pandemic, beginning March 2020, affect the statistics for the foreseeable future.**

- **Filings**

As shown in the first chart on page 4, the monthly filings vary considerably from month to month. A total of 338 criminal cases were filed in September 2023. Of the 338 cases filed in the month, 36% were MRJC cases. The average filing volume in 2023 was 438 cases per month, compared with 523, 563, 515, 392, and 417 cases per month in 2018, 2019, 2020, 2021, and 2022, respectively.

- **Resolutions**

Like the monthly filings, the number of criminal cases resolved per month also varies from month to month (monthly resolution pattern is shown on page 4). The number of resolutions in September 2023 was 391 cases. Of the 391 cases resolved, 40% were MRJC cases. The average resolution volume in 2023 was 439 cases per month, compared with 481, 494, 352, 476, and 398 cases per month in 2018, 2019, 2020, 2021, and 2022 respectively.

- **Pending Caseload**

At the end of September 2023, the active pending criminal caseload was 4,271 cases, including criminal RALJ cases. Of the 4,271 pending criminal cases, 36% were MRJC cases. The breakdown of the 4,271 pending cases by crime category was: homicide (n=214), sex crime (n=495), robbery (n=214), aggravated assault (n=779), burglary/theft (n=1,173), motor vehicle theft (n=99), controlled substances – non-drug court (n=322), drug court (n=167), other felonies (n=759), and RALJ (n=49).

- **Age of Pending Cases**

The median age (age for half of the pending cases) of pending cases is shown in Table 6. The median age of all active pending cases at the end of September 2023 was 216 days. At the end of September 2023, 1,648 non-drug court cases and 134 drug court cases remained as active (unresolved) after 9 months since filing. Table 6 shows the number of active pending cases within pre-defined age intervals.

**Conclusion: The year-to-date average criminal filings in 2023 were 438 cases per month. The court resolved 439 criminal cases on average per month in the same period. The pending criminal caseload (including RALJ) for both SEA and the MRJC was 4,271 cases at the end of September 2023, 36% of the total pending criminal caseload being MRJC cases.**

## Terminology

### **Age of Pending Case**

Time (days) from filing to resolution, less suspense time if applicable.

### **Age of Resolved Case**

Time (days) from filing to resolution, less suspense time if applicable.

### **End Pending**

Number of pending cases at the end of reporting period.

### **Net Change in Pending**

The change in number of pending cases (end pending minus previous pending).

### **Pending Case**

A case is defined as pending if it is unresolved and not on suspense status.

### **Previous Pending**

Number of pending cases at the beginning of reporting period.

### **Reactivated Case**

A case returns to active from suspense status during the reporting period.

### **Resolution**

A case is resolved if all issues in the complaint are fully adjudicated. However, a drug court case is reported as resolved only when dispositive document is also filed (completed).

### **Resolution Category**

Five resolution categories are used to report resolution of criminal cases: jury trial (CVJV, AQJV), non-jury trial (CVCT, AQCT), guilty plea (GP, GPAT, GPJT), dismissal (DSM), and other (all other resolution codes). For criminal RALJ cases, the resolution categories are: RALJ decision (CDTA, CDTM, CDTR), dismissal (DSRM), and others (any other resolution codes).

### **Suspended Case**

A case is placed in suspense status (removing from active) during the reporting period.

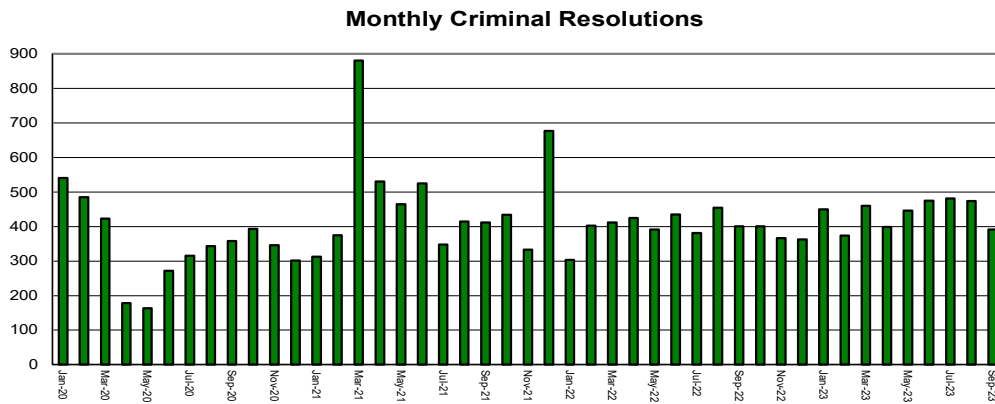
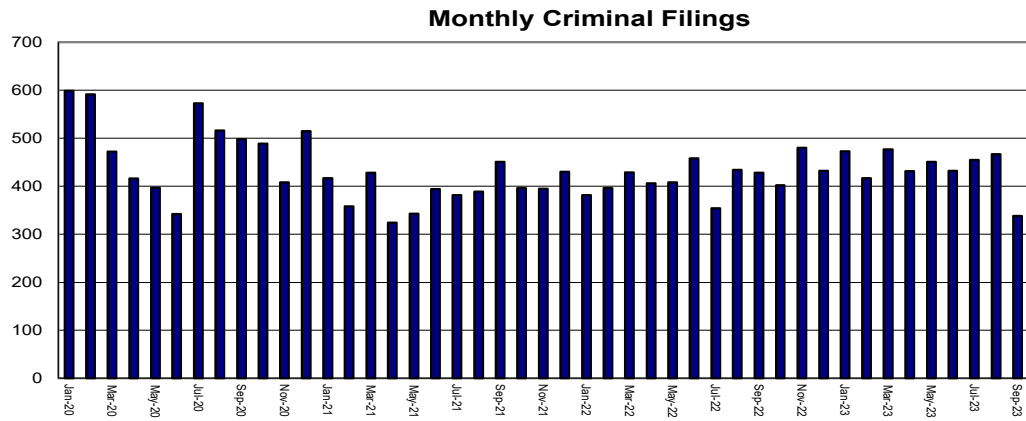
### **Suspense Status**

A case is said to be on suspense status if it is on warrant or appeal.

### **Suspense Time**

Time (days) a case is on suspense status.

Figure 1. Number of Criminal Filings, Resolutions and Pending Caseload by Month



*The increase in resolutions in March and December 2021 was due to the dismissal of drug possession cases based on the decision on State v. Blake case by the State Supreme Court.*

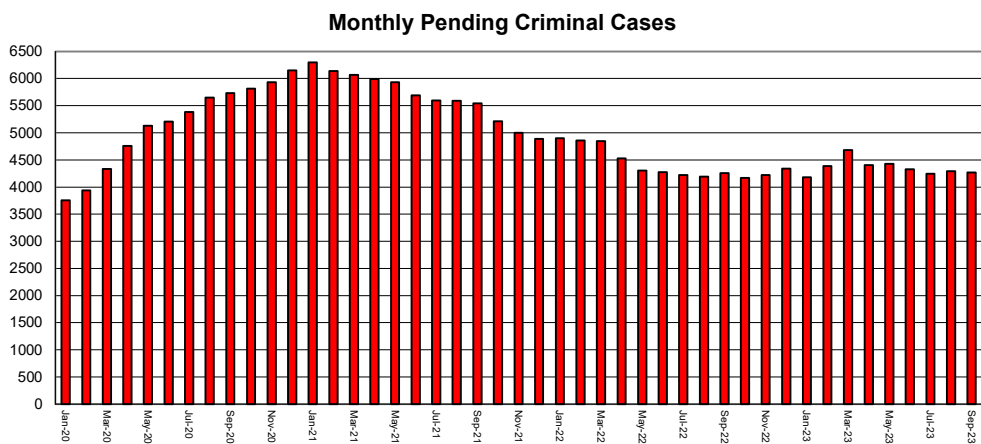


Figure 2. Crime Category as a Percentage of Total Filings by Year

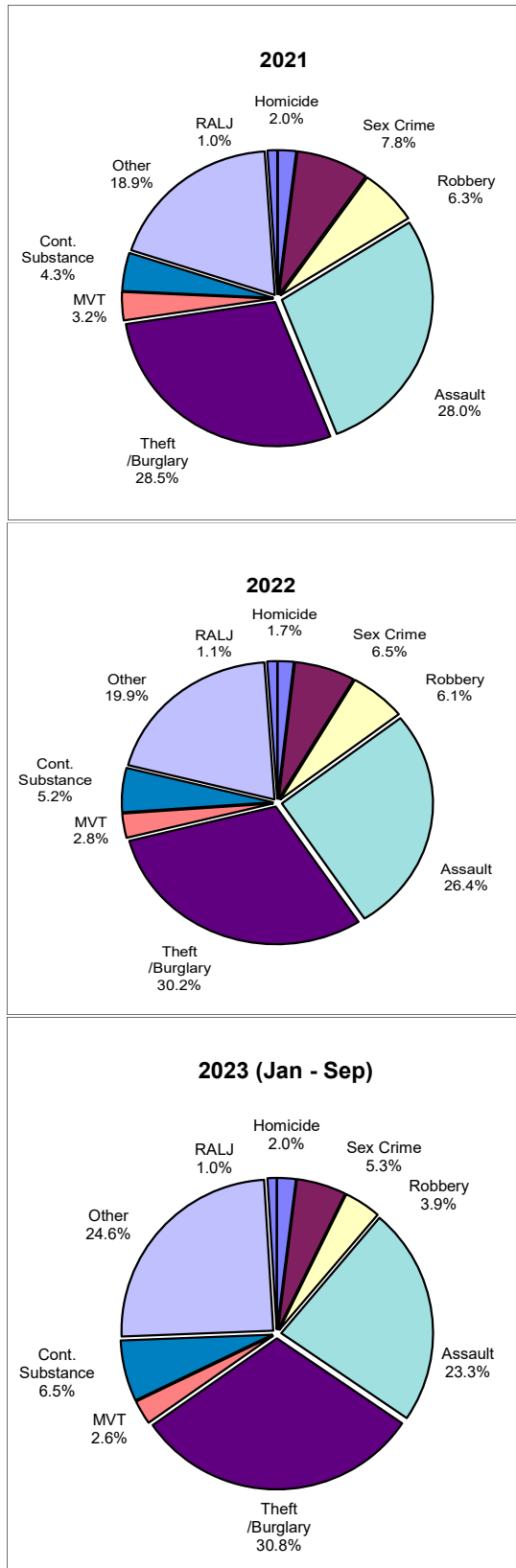


Table 1. Monthly Criminal New Filings by Crime Category  
King County Superior Court

Crime Category	Jan	Feb	Mar	Apr	May	Jun	Jul	Aug	Sep	Oct	Nov	Dec
<b>Total</b>												
2020	599	591	472	416	397	342	573	516	498	489	408	515
2021	417	358	428	324	343	394	382	389	451	396	395	430
2022	382	396	429	406	408	458	354	434	428	402	480	432
2023	473	417	477	431	451	432	455	467	338			
<b>Homicide</b>												
2020	4	3	4	7	7	14	8	9	9	9	6	8
2021	4	6	10	6	3	10	10	8	12	9	6	7
2022	7	7	3	6	7	9	4	17	4	9	6	3
2023	6	10	7	9	13	10	9	6	8			
<b>Sex Crime*</b>												
2020	35	45	36	42	45	21	38	26	59	27	28	33
2021	39	30	56	20	18	33	30	29	30	30	18	31
2022	30	28	22	34	30	16	22	22	32	26	32	28
2023	32	13	28	19	26	23	25	24	19			
<b>Robbery</b>												
2020	39	31	23	28	28	27	33	21	29	23	13	30
2021	36	25	32	14	27	25	24	12	37	19	20	24
2022	27	32	28	27	13	25	21	39	24	18	22	25
2023	26	15	15	17	14	24	9	25	10			
<b>Aggravated Assault</b>												
2020	141	148	129	137	114	111	132	162	135	142	109	139
2021	115	90	118	96	98	100	99	104	119	118	123	125
2022	115	103	137	117	104	107	102	98	113	79	129	110
2023	97	78	110	113	111	102	121	109	77			
<b>Burglary/Theft /Larceny</b>												
2020	156	141	110	89	99	91	201	153	140	137	113	145
2021	92	100	100	93	94	117	88	120	142	112	129	153
2022	98	138	129	123	130	157	86	132	118	137	127	141
2023	161	153	162	143	135	140	120	113	85			
<b>Motor Vehicle Theft</b>												
2020	14	14	13	3	10	12	11	27	11	15	11	19
2021	12	9	14	14	12	15	19	14	13	9	7	13
2022	14	17	10	11	12	10	10	9	11	15	11	11
2023	12	9	4	11	15	15	21	7	9			
<b>Controlled Substance</b>												
2020	99	110	74	18	19	16	77	25	40	44	64	49
2021	35	26	15	11	14	15	21	10	15	16	11	11
2022	12	19	19	12	31	23	21	15	21	15	31	30
2023	36	37	35	18	34	17	24	41	15			
<b>Other*</b>												
2020	101	82	76	89	75	47	70	93	70	86	63	87
2021	82	70	82	63	73	77	87	83	77	81	75	62
2022	75	47	79	75	70	108	81	100	97	89	114	80
2023	96	98	113	97	100	96	124	136	111			
<b>Criminal RALJ</b>												
2020	10	17	7	3	0	3	3	0	5	6	1	5
2021	2	2	1	7	4	2	4	9	6	2	6	4
2022	4	5	2	1	5	3	7	2	8	4	8	4
2023	7	4	3	4	3	5	2	6	4			
<b>MRJC Filing as % of Total</b>												
2020	41%	36%	38%	42%	37%	43%	45%	46%	39%	46%	46%	53%
2021	43%	43%	45%	51%	48%	42%	41%	40%	45%	49%	43%	48%
2022	42%	33%	38%	40%	40%	36%	34%	36%	39%	31%	42%	41%
2023	38%	31%	29%	37%	31%	31%	35%	35%	36%			

The highest crime category in a case's history is used to classify cases. For example, a case charged with homicide at any time in the case's history is reported as a homicide regardless of whether the charge is reduced at resolution.

(\*) Starting January 2021, "failure to register as sex offender" cases are in the "other" category instead of in the "sex crime" category. This change was made in line with the reporting categories by Washington State Administrative Office of the Courts.

Table 2. Monthly Criminal Case Resolutions by Crime Category  
King County Superior Court

Crime Category	Jan	Feb	Mar	Apr	May	Jun	Jul	Aug	Sep	Oct	Nov	Dec
<b>Total</b>												
2020	541	485	423	178	163	272	315	343	358	394	346	301
2021 *	313	375	881	530	465	525	348	414	412	434	333	677
2022	303	402	412	425	391	435	381	455	401	401	366	363
2023	450	374	460	399	446	475	481	474	391			
<b>Homicide</b>												
2020	5	2	5	2	0	1	1	1	1	3	2	1
2021	1	4	6	4	2	4	1	3	5	6	4	4
2022	5	6	6	4	11	5	5	8	2	8	7	4
2023	9	4	10	6	14	12	13	7	12			
<b>Sex Crime**</b>												
2020	37	32	17	14	10	8	27	25	28	34	22	22
2021	21	20	24	31	30	27	26	20	30	24	23	16
2022	21	20	29	34	30	30	24	20	27	15	15	21
2023	19	17	28	26	23	36	25	35	29			
<b>Robbery</b>												
2020	36	33	27	11	10	17	21	25	26	23	34	25
2021	20	26	21	30	11	21	16	14	25	18	11	6
2022	12	11	14	6	14	17	10	23	18	18	14	12
2023	9	12	22	16	26	31	21	33	28			
<b>Aggravated Assault</b>												
2020	131	138	103	48	40	72	73	108	109	115	113	85
2021	86	123	127	122	97	87	68	76	84	74	84	56
2022	45	69	95	82	69	84	78	87	74	72	97	93
2023	62	63	126	106	125	110	94	114	86			
<b>Burglary/Theft /Larceny</b>												
2020	146	102	113	26	28	66	61	64	72	82	64	57
2021	68	69	116	121	64	86	62	88	51	88	62	69
2022	56	86	87	98	84	109	89	103	89	112	93	66
2023	123	78	129	120	138	142	149	135	96			
<b>Motor Vehicle Theft</b>												
2020	15	7	12	0	4	8	2	4	11	2	6	6
2021	5	7	16	14	11	12	3	10	9	10	5	3
2022	8	11	10	4	8	5	6	8	5	10	5	9
2023	9	7	13	8	6	15	11	14	13			
<b>Controlled Substance</b>												
2020	74	61	55	12	16	26	35	41	26	34	41	33
2021	26	52	430	106	68	137	27	41	36	60	25	413
2022	15	25	22	22	21	24	23	21	12	10	22	24
2023	46	21	22	12	19	23	26	28	21			
<b>Drug Court</b>												
2020	21	30	22	20	21	12	18	7	29	23	16	10
2021	24	19	63	26	17	10	13	7	22	12	16	5
2022	12	16	6	20	7	9	11	3	7	5	5	3
2023	8	20	7	11	5	6	14	21	21			
<b>Other**</b>												
2020	66	71	66	32	21	49	63	50	48	68	41	53
2021	51	50	68	71	161	135	129	133	144	140	102	103
2022	122	155	139	149	143	147	133	175	164	148	106	127
2023	159	151	99	92	86	95	127	83	82			
<b>Criminal RALJ</b>												
2020	10	9	3	13	13	13	14	18	8	10	7	9
2021	11	5	10	5	4	6	3	22	6	2	1	2
2022	7	3	4	6	4	5	2	7	3	3	2	4
2023	6	1	4	2	4	5	1	4	3			
<b>MRJC as % of Total</b>												
2020	44%	41%	38%	33%	39%	44%	41%	41%	38%	37%	37%	36%
2021	38%	37%	37%	32%	39%	33%	34%	41%	42%	43%	40%	35%
2022	41%	44%	49%	46%	47%	46%	49%	45%	37%	38%	45%	39%
2023	39%	37%	44%	45%	39%	43%	39%	35%	40%			

“Controlled Substance” are drug related cases that have never been accepted into drug court.

“Drug Court” are cases that have been formally accepted into drug court (identified by orders).

(\*) The increase in resolution in March and December 2021 was due to the dismissal of drug possession cases based on the decision on State v. Blake case by the State Supreme Court.

(\*\*) Starting January 2021, “failure to register as sex offender” cases are in the “other” category instead of in the “sex crime” category. This change was made in line with the reporting categories by Washington State Administrative Office of the Courts.

Table 3. Number of Cases Resolved and Resolution Category  
King County Superior Court

Crime Category	Sep 2022	Oct 2022	Nov 2022	Dec 2022	Jan 2023	Feb 2023	Mar 2023	Apr 2023	May 2023	Jun 2023	Jul 2023	Aug 2023	Sep 2023
<b>Homicide</b>	2	8	7	4	9	4	10	6	14	12	13	7	12
Resolved by Jury Trial	0	2	3	1	1	1	3	1	3	2	1	0	1
Resolved by Non-Jury Trial	0	0	0	0	0	0	0	0	0	0	0	1	1
Resolved by Guilty Plea	2	5	4	3	7	3	7	5	10	9	11	6	8
Dismissal	0	0	0	0	1	0	0	0	1	0	0	0	2
Others	0	1	0	0	0	0	0	0	0	1	1	0	0
<b>Sex Crime**</b>	27	15	15	21	19	17	28	26	23	36	25	35	29
Resolved by Jury Trial	5	4	4	4	2	4	2	3	2	5	1	1	0
Resolved by Non-Jury Trial	0	0	0	0	0	0	0	0	0	0	0	0	0
Resolved by Guilty Plea	13	9	7	14	13	10	20	18	17	26	16	25	21
Dismissal	9	2	4	2	4	3	6	5	4	4	8	9	8
Others	0	0	0	1	0	0	0	0	0	1	0	0	0
<b>Robbery</b>	18	18	14	12	9	12	22	16	26	31	21	33	28
Resolved by Jury Trial	0	0	1	0	0	0	0	0	0	0	0	0	0
Resolved by Non-Jury Trial	0	1	0	0	0	0	0	0	0	0	0	0	0
Resolved by Guilty Plea	17	11	13	9	6	12	19	9	21	26	21	28	25
Dismissal	1	6	0	3	3	0	3	7	5	5	0	5	3
Others	0	0	0	0	0	0	0	0	0	0	0	0	0
<b>Aggravated Assault</b>	74	72	97	93	62	63	126	106	125	110	94	114	86
Resolved by Jury Trial	2	2	3	3	2	2	5	3	2	0	4	6	1
Resolved by Non-Jury Trial	0	0	0	0	1	0	0	0	0	0	0	0	0
Resolved by Guilty Plea	59	52	73	78	51	53	83	81	95	74	70	85	67
Dismissal	13	18	21	12	8	8	38	22	28	34	20	23	18
Others	0	0	0	0	0	0	0	0	0	2	0	0	0
<b>Burglary/Theft/Larceny</b>	89	112	93	66	123	78	129	120	138	142	149	135	96
Resolved by Jury Trial	1	0	1	0	0	1	0	1	0	0	1	0	1
Resolved by Non-Jury Trial	0	0	0	0	0	0	0	0	1	0	0	0	0
Resolved by Guilty Plea	68	84	72	46	94	47	88	87	98	111	117	102	65
Dismissal	20	27	20	19	29	30	40	32	39	30	31	33	30
Others	0	1	0	1	0	0	1	0	0	1	0	0	0
<b>Motor Vehicle Theft</b>	5	10	5	9	9	7	13	8	6	15	11	14	13
Resolved by Jury Trial	0	0	0	0	0	0	0	0	0	0	0	0	0
Resolved by Non-Jury Trial	0	0	0	0	0	0	0	0	0	0	0	0	0
Resolved by Guilty Plea	4	8	2	7	4	6	9	5	3	12	9	10	9
Dismissal	1	2	3	2	5	1	4	3	3	3	2	4	4
Others	0	0	0	0	0	0	0	0	0	0	0	0	0
<b>Controlled Substance</b>	12	10	22	24	46	21	22	12	19	23	26	28	21
Resolved by Jury Trial	0	0	0	0	1	0	0	0	0	0	0	0	0
Resolved by Non-Jury Trial	0	0	0	0	0	0	0	0	0	0	0	0	0
Resolved by Guilty Plea	5	6	10	12	12	10	12	7	12	14	16	17	9
Dismissal	7	4	12	11	33	11	10	5	7	9	10	11	12
Others	0	0	0	1	0	0	0	0	0	0	0	0	0
<b>Drug Court</b>	7	5	5	3	8	20	7	11	5	6	14	21	21
Resolved by Non-Jury Trial	0	0	0	2	0	0	0	0	0	4	7	3	0
Resolved by Guilty Plea	1	2	4	0	0	3	2	0	3	1	0	4	8
Dismissal	6	3	1	1	8	17	5	11	2	1	7	14	13
Others	0	0	0	0	0	0	0	0	0	0	0	0	0
<b>Other**</b>	164	148	106	127	159	151	99	92	86	95	127	83	82
Resolved by Jury Trial	2	1	2	2	1	2	2	1	1	0	0	2	0
Resolved by Non-Jury Trial	0	0	0	0	0	0	0	0	0	0	0	0	0
Resolved by Guilty Plea	110	90	64	73	97	101	68	63	59	60	54	45	56
Dismissal	51	57	40	52	61	48	28	28	26	35	73	36	26
Others	1	0	0	0	0	0	1	0	0	0	0	0	0
<b>Criminal RALJ</b>	3	3	2	4	6	1	3	2	4	5	1	4	3
RALJ Decision	2	3	2	1	4	1	2	1	3	2	0	2	3
Dismissal	1	0	0	3	2	0	1	1	0	3	1	2	0
Others	0	0	0	0	0	0	0	0	1	0	0	0	0

(\*) "Controlled Substance" are drug related cases that have never been accepted into drug court.  
"Drug Court" are cases that have been formally accepted into drug court (identified by orders).

(\*\*) Starting January 2021, "failure to register as sex offender" cases are in the "other" category instead of in the "sex crime" category. This change was made in line with the reporting categories by Washington State Administrative Office of the Courts.



Table 4. Age (days) of Resolved Cases  
King County Superior Court

Crime Category	Sep 2022	Oct 2022	Nov 2022	Dec 2022	Jan 2023	Feb 2023	Mar 2023	Apr 2023	May 2023	Jun 2023	Jul 2023	Aug 2023	Sep 2023
<b>All Resolutions (excl. RALJ)</b>													
Number of Resolutions	401	401	366	363	450	374	460	399	446	475	481	474	391
50% Cases Resolved by Day	241	259	246	182	191	197	181	198	223	214	204	180	204
Average Days to Resolution	317	347	332	288	318	418	482	308	318	363	323	339	354
<b>Homicide*</b>													
Number of Resolutions	2	8	7	4	9	4	10	6	14	12	13	7	12
50% Cases Resolved by Day	1026	683	805	822	966	919	803	790	628	852	700	746	620
Average Days to Resolution	1026	738	780	733	945	910	772	693	687	843	706	818	642
<b>Sex Crime**</b>													
Number of Resolutions	27	15	15	21	19	17	28	26	23	36	25	35	29
50% Cases Resolved by Day	575	594	600	603	469	922	673	738	632	680	455	525	584
Average Days to Resolution	631	540	591	568	579	784	605	610	632	722	580	529	545
<b>Robbery</b>													
Number of Resolutions	18	18	14	12	9	12	22	16	26	31	21	33	28
50% Cases Resolved by Day	311	197	332	236	51	345	151	361	240	174	216	196	232
Average Days to Resolution	403	244	381	236	279	524	281	343	371	241	277	327	300
<b>Aggravated Assault</b>													
Number of Resolutions	74	72	97	93	62	63	126	106	125	110	94	114	86
50% Cases Resolved by Day	231	231	187	146	207	234	136	220	166	173	231	139	125
Average Days to Resolution	327	279	263	189	307	302	239	277	245	362	276	239	209
<b>Burglary/Theft/Larceny</b>													
Number of Resolutions	89	112	93	66	123	78	129	120	138	142	149	135	96
50% Cases Resolved by Day	253	309	330	202	200	174	166	144	216	167	217	160	209
Average Days to Resolution	345	444	360	367	306	262	298	273	305	309	348	251	331
<b>Motor Vehicle Theft</b>													
Number of Resolutions	5	10	5	9	9	7	13	8	6	15	11	14	13
50% Cases Resolved by Day	719	299	14	349	160	125	212	160	455	295	160	175	105
Average Days to Resolution	633	351	181	390	293	217	317	225	364	410	305	241	180
<b>Controlled Substance</b>													
Number of Resolutions	12	10	22	24	46	21	22	12	19	23	26	28	21
50% Cases Resolved by Day	116	309	215	154	42	137	191	167	215	287	215	248	82
Average Days to Resolution	193	323	372	383	391	243	280	314	285	360	303	336	807
<b>Drug Court</b>													
Number of Resolutions	7	5	5	3	8	20	7	11	5	6	14	21	21
50% Cases Resolved by Day	364	1042	549	503	445	776	799	911	613	651	995	790	680
Average Days to Resolution	512	1100	614	602	600	808	846	725	719	795	1108	701	662
<b>Other**</b>													
Number of Resolutions	164	148	106	127	159	151	99	92	86	95	127	83	82
50% Cases Resolved by Day	133	183	186	144	151	139	160	147	195	190	84	135	139
Average Days to Resolution	220	255	284	233	230	469	1065	227	270	263	166	436	278
<b>Criminal RALJ</b>													
Number of Resolutions	3	3	2	4	6	1	4	2	4	5	1	4	3
50% Cases Resolved by Day	371	330	226	191	306	227	174	374	222	253	175	164	232
Average Days to Resolution	290	357	226	234	397	227	167	374	243	220	175	161	296

“Controlled Substance” are drug related cases that have never been accepted into drug court.

“Drug Court” are cases that have been formally accepted into drug court (identified by orders).

(\*) Due to small number of resolutions in this category, the age statistics for homicides are expected to vary considerably.

(\*\*) Starting January 2021, “failure to register as sex offender” cases are in the “other” category instead of in the “sex crime” category. This change was made in line with the reporting categories by Washington State Administrative Office of the Courts.

Table 5. Pending Criminal Cases  
King County Superior Court

Crime Category	Sep 2022	Oct 2022	Nov 2022	Dec 2022	Jan 2023	Feb 2023	Mar 2023	Apr 2023	May 2023	Jun 2023	Jul 2023	Aug 2023	Sep 2023
<b>Total</b>													
Previous Pending	4191	4258	4168	4220	4340	4184	4384	4681	4407	4429	4333	4246	4291
New Filing	428	402	480	432	473	417	477	431	451	432	455	467	338
Resolved	401	401	366	363	450	374	460	399	446	475	481	474	391
<b>End Pending</b>	<b>4258</b>	<b>4168</b>	<b>4220</b>	<b>4340</b>	<b>4140</b>	<b>4384</b>	<b>4681</b>	<b>4407</b>	<b>4429</b>	<b>4333</b>	<b>4246</b>	<b>4291</b>	<b>4271</b>
<b>Homicide</b>													
Previous Pending	211	217	217	215	214	210	213	215	215	212	211	211	215
New Filing	4	9	6	3	6	10	7	9	13	10	9	6	8
Resolved	2	8	7	4	9	4	10	6	14	12	13	7	12
<b>End Pending</b>	<b>217</b>	<b>217</b>	<b>215</b>	<b>214</b>	<b>210</b>	<b>213</b>	<b>215</b>	<b>215</b>	<b>212</b>	<b>211</b>	<b>211</b>	<b>215</b>	<b>214</b>
<b>Sex Crime*</b>													
Previous Pending	488	490	491	503	509	517	523	520	516	517	505	497	495
New Filing	32	26	32	28	32	13	28	19	26	23	25	24	19
Resolved	27	15	15	21	19	17	28	26	23	36	25	35	29
<b>End Pending</b>	<b>490</b>	<b>491</b>	<b>503</b>	<b>509</b>	<b>517</b>	<b>523</b>	<b>520</b>	<b>516</b>	<b>517</b>	<b>505</b>	<b>497</b>	<b>495</b>	<b>495</b>
<b>Robbery</b>													
Previous Pending	228	237	222	220	219	225	244	234	237	229	232	222	221
New Filing	24	18	22	25	26	15	15	17	14	24	9	25	10
Resolved	18	18	14	12	9	12	22	16	26	31	21	33	28
<b>End Pending</b>	<b>237</b>	<b>222</b>	<b>220</b>	<b>219</b>	<b>225</b>	<b>244</b>	<b>234</b>	<b>237</b>	<b>229</b>	<b>232</b>	<b>222</b>	<b>221</b>	<b>214</b>
<b>Aggravated Assault</b>													
Previous Pending	874	892	861	852	848	816	807	803	790	767	759	780	774
New Filing	113	79	129	110	97	78	110	113	111	102	121	109	77
Resolved	74	72	97	93	62	63	126	106	125	110	94	114	86
<b>End Pending</b>	<b>892</b>	<b>861</b>	<b>852</b>	<b>848</b>	<b>816</b>	<b>807</b>	<b>803</b>	<b>790</b>	<b>767</b>	<b>759</b>	<b>780</b>	<b>774</b>	<b>779</b>
<b>Burglary/Theft/Larceny</b>													
Previous Pending	1216	1223	1172	1185	1253	1159	1259	1300	1297	1285	1248	1209	1191
New Filing	118	137	127	141	161	153	162	143	135	140	120	113	85
Resolved	89	112	93	66	123	78	129	120	138	142	149	135	96
<b>End Pending</b>	<b>1223</b>	<b>1172</b>	<b>1185</b>	<b>1253</b>	<b>1159</b>	<b>1259</b>	<b>1300</b>	<b>1297</b>	<b>1285</b>	<b>1248</b>	<b>1209</b>	<b>1191</b>	<b>1173</b>
<b>Motor Vehicle Theft</b>													
Previous Pending	110	111	106	109	100	98	107	96	100	103	103	104	103
New Filing	11	15	11	11	12	9	4	11	15	15	21	7	9
Resolved	5	10	5	9	9	7	13	8	6	15	11	14	13
<b>End Pending</b>	<b>111</b>	<b>106</b>	<b>109</b>	<b>100</b>	<b>98</b>	<b>107</b>	<b>96</b>	<b>100</b>	<b>103</b>	<b>103</b>	<b>104</b>	<b>103</b>	<b>99</b>
<b>Controlled Substance</b>													
Previous Pending	217	222	224	240	246	249	269	554	317	333	315	307	321
Resolved	12	25	22	24	46	21	22	12	19	23	26	28	21
<b>End Pending</b>	<b>222</b>	<b>224</b>	<b>240</b>	<b>246</b>	<b>249</b>	<b>269</b>	<b>554</b>	<b>317</b>	<b>333</b>	<b>315</b>	<b>307</b>	<b>321</b>	<b>322</b>
<b>Drug Court</b>													
Previous Pending	162	163	166	160	176	164	162	182	174	184	194	172	176
New Enrollment	12	10	9	20	16	12	22	2	2	16	8	4	9
Resolved	7	5	5	3	8	20	7	11	5	6	14	21	21
<b>End Pending</b>	<b>163</b>	<b>166</b>	<b>160</b>	<b>176</b>	<b>164</b>	<b>162</b>	<b>182</b>	<b>174</b>	<b>184</b>	<b>194</b>	<b>172</b>	<b>176</b>	<b>167</b>
<b>Other*</b>													
Previous Pending	655	667	672	694	729	702	754	731	714	754	719	697	746
New Filing	97	89	114	80	96	98	113	97	100	96	124	136	111
Resolved	164	164	106	127	159	151	99	92	86	95	127	83	82
<b>End Pending</b>	<b>667</b>	<b>672</b>	<b>694</b>	<b>729</b>	<b>702</b>	<b>754</b>	<b>731</b>	<b>714</b>	<b>754</b>	<b>719</b>	<b>697</b>	<b>746</b>	<b>759</b>
<b>Criminal RALJ</b>													
Previous Pending	30	36	37	42	42	44	46	46	47	45	47	47	49
New Filing	8	4	8	4	7	4	3	4	3	5	2	6	4
Resolved	3	3	2	4	6	1	4	2	4	5	1	4	3
<b>End Pending</b>	<b>36</b>	<b>37</b>	<b>42</b>	<b>42</b>	<b>44</b>	<b>46</b>	<b>46</b>	<b>47</b>	<b>45</b>	<b>47</b>	<b>47</b>	<b>49</b>	<b>49</b>
<b>Total Pending Caseload</b>													
SEA (%)	59%	59%	60%	59%	59%	60%	59%	62%	62%	63%	64%	64%	64%
MRJC (%)	41%	41%	40%	41%	41%	40%	41%	38%	38%	37%	36%	36%	36%

(\* ) Starting January 2021, “failure to register as sex offender” cases are in the “other” category instead of in the “sex crime” category. This change was made in line with the reporting categories by Washington State Administrative Office of the Courts.

Table 6. Age (days) of Pending Cases  
King County Superior Court

Crime Category	Sep 2022	Oct 2022	Nov 2022	Dec 2022	Jan 2023	Feb 2023	Mar 2023	Apr 2023	May 2023	Jun 2023	Jul 2023	Aug 2023	Sep 2023
<b>All Pending (excl. RALJ)</b>													
Number of Pending Cases	4258	4168	4220	4340	4184	4384	4681	4407	4429	4333	4246	4291	4271
Median Days (50%tile)	229	232	224	220	226	212	197	214	210	213	209	210	216
Average Days	326	330	328	326	331	323	305	320	319	323	318	316	321
<b>Homicide</b>													
Number of Pending Cases	217	217	215	214	210	213	215	215	212	211	211	215	214
Median Days (50%tile)	464	470	483	509	538	535	533	537	503	486	411	387	414
Average Days	534	540	541	560	578	579	566	562	546	531	516	513	521
<b>Sex Crime*</b>													
Number of Pending Cases	490	491	503	509	517	523	520	516	517	505	497	495	495
Median Days (50%tile)	336	356	364	360	358	351	356	353	366	351	349	338	348
Average Days	408	419	425	428	425	419	422	420	425	418	415	413	412
<b>Robbery</b>													
Number of Pending Cases	237	222	220	219	225	244	234	237	229	232	222	221	214
Median Days (50%tile)	204	223	222	209	191	177	206	217	224	232	242	241	246
Average Days	271	284	285	291	287	273	288	291	295	291	316	303	305
<b>Aggravated Assault</b>													
Number of Pending Cases	892	861	852	848	816	807	803	790	767	759	780	774	779
Median Days (50%tile)	179	187	180	186	188	189	188	170	170	173	153	161	164
Average Days	254	263	259	261	269	264	262	251	249	248	235	238	244
<b>Burglary/Theft/Larceny</b>													
Number of Pending Cases	1223	1172	1185	1253	1159	1259	1300	1297	1285	1248	1209	1191	1173
Median Days (50%tile)	218	214	197	201	208	189	182	179	174	191	192	200	212
Average Days	311	311	303	297	305	291	283	286	289	306	304	312	318
<b>Motor Vehicle Theft</b>													
Number of Pending Cases	111	106	109	104	98	107	96	100	103	103	104	103	99
Median Days (50%tile)	205	221	217	234	247	216	235	210	213	151	159	170	183
Average Days	321	309	315	320	331	313	328	324	309	282	277	278	290
<b>Controlled Substance</b>													
Number of Pending Cases	222	224	240	246	249	269	554	317	333	315	307	321	322
Median Days (50%tile)	193	175	176	176	189	175	43	159	169	164	176	191	219
Median Days (50%tile)	359	350	375	331	329	325	183	306	310	315	324	313	328
<b>Drug Court</b>													
Number of Pending Cases	163	166	160	176	164	162	182	174	184	194	172	176	167
Median Days (50%tile)	609	632	655	592	524	531	544	574	605	575	541	515	541
Average Days	665	669	667	661	636	647	630	657	679	668	647	648	675
<b>Other*</b>													
Number of Pending Cases	667	672	694	729	702	754	731	714	754	719	697	746	759
Median Days (50%tile)	171	167	160	157	163	166	164	175	161	158	154	137	143
Average Days	258	256	251	251	262	256	253	255	238	239	233	223	225
<b>Criminal RALJ</b>													
Number of Pending Cases	36	37	42	42	44	46	46	47	45	47	47	49	49
Median Days (50%tile)	107	113	126	109	123	135	149	164	182	184	215	235	243
Average Days	169	168	174	165	139	150	172	179	190	198	222	234	238

\*Controlled Substance\* are drug related cases that have never been accepted into drug court.

\*Drug Court\* are cases that have been formally accepted into drug court (identified by orders).

(\* Starting January 2021, "failure to register as sex offender" cases are in the "other" category instead of in the "sex crime" category. This change was made in line with the reporting categories by Washington State Administrative Office of the Courts.

Table 7. Age Intervals of Pending Criminal Cases  
King County Superior Court

Crime Category	Sep 2022	Oct 2022	Nov 2022	Dec 2022	Jan 2023	Feb 2023	Mar 2023	Apr 2023	May 2023	Jun 2023	Jul 2023	Aug 2023	Sep 2023
<b>Total</b> # Cases	<b>4258</b>	<b>4168</b>	<b>4220</b>	<b>4340</b>	<b>4184</b>	<b>4384</b>	<b>4681</b>	<b>4407</b>	<b>4429</b>	<b>4333</b>	<b>4246</b>	<b>4291</b>	<b>4271</b>
0 - 120 days (0 - 4 months)	1401	1332	1408	1465	1320	1477	1748	1511	1525	1386	1371	1389	1332
121-180 days (5 - 6 months)	410	450	457	451	500	504	478	477	485	559	557	510	518
181-270 days (7 - 9 months)	563	534	500	526	506	543	600	579	598	542	540	624	639
> 270 days (> 9 months)	1884	1852	1855	1898	1858	1860	1855	1840	1821	1846	1778	1768	1782
<b>Homicide</b> # Cases	<b>217</b>	<b>217</b>	<b>215</b>	<b>214</b>	<b>210</b>	<b>213</b>	<b>215</b>	<b>215</b>	<b>212</b>	<b>211</b>	<b>211</b>	<b>215</b>	<b>214</b>
0 - 120 days (0 - 4 months)	35	36	37	27	21	23	29	31	40	41	39	40	38
121-180 days (5 - 6 months)	8	9	11	18	22	15	10	10	7	11	21	21	19
181-270 days (7 - 9 months)	17	17	12	13	13	24	27	27	19	13	12	17	22
> 270 days (> 9 months)	157	155	155	156	154	151	149	147	146	146	139	137	135
<b>Sex Crime*</b> # Cases	<b>490</b>	<b>491</b>	<b>503</b>	<b>509</b>	<b>517</b>	<b>523</b>	<b>520</b>	<b>516</b>	<b>517</b>	<b>505</b>	<b>497</b>	<b>495</b>	<b>495</b>
0 - 120 days (0 - 4 months)	93	89	97	99	99	110	102	100	91	86	94	96	98
121-180 days (5 - 6 months)	47	41	35	38	46	41	44	48	50	52	40	39	42
181-270 days (7 - 9 months)	60	62	60	63	59	54	60	57	65	61	68	67	58
> 270 days (> 9 months)	290	299	311	309	313	318	314	311	311	306	295	293	297
<b>Robbery</b> # Cases	<b>237</b>	<b>222</b>	<b>220</b>	<b>219</b>	<b>225</b>	<b>244</b>	<b>234</b>	<b>237</b>	<b>229</b>	<b>232</b>	<b>222</b>	<b>221</b>	<b>214</b>
0 - 120 days (0 - 4 months)	85	76	83	78	76	87	80	77	66	65	55	60	65
121-180 days (5 - 6 months)	20	20	18	22	32	36	25	27	31	34	30	23	14
181-270 days (7 - 9 months)	45	41	30	24	18	26	34	39	38	33	33	41	37
> 270 days (> 9 months)	87	85	89	95	99	95	95	94	94	100	104	97	98
<b>Aggravated Assault</b> # Cases	<b>892</b>	<b>861</b>	<b>852</b>	<b>848</b>	<b>816</b>	<b>807</b>	<b>803</b>	<b>790</b>	<b>767</b>	<b>759</b>	<b>780</b>	<b>774</b>	<b>779</b>
0 - 120 days (0 - 4 months)	338	309	319	324	288	298	299	312	313	300	335	317	308
121-180 days (5 - 6 months)	111	109	108	95	112	100	90	98	96	96	98	101	108
181-270 days (7 - 9 months)	131	125	109	118	105	110	121	112	103	102	99	117	113
> 270 days (> 9 months)	312	318	316	311	311	299	293	268	255	261	248	239	250
<b>Burglary/Theft/Larceny</b> # Cases	<b>1223</b>	<b>1172</b>	<b>1185</b>	<b>1253</b>	<b>1159</b>	<b>1259</b>	<b>1300</b>	<b>1297</b>	<b>1285</b>	<b>1248</b>	<b>1209</b>	<b>1191</b>	<b>1173</b>
0 - 120 days (0 - 4 months)	420	389	424	457	395	473	518	522	496	430	391	369	353
121-180 days (5 - 6 months)	116	143	132	132	139	145	130	131	155	180	185	176	143
181-270 days (7 - 9 months)	161	153	150	158	150	159	170	154	153	144	153	170	207
> 270 days (> 9 months)	526	487	479	506	475	482	482	490	481	494	480	476	470
<b>Motor vehicle Theft</b> # Cases	<b>111</b>	<b>106</b>	<b>109</b>	<b>104</b>	<b>98</b>	<b>107</b>	<b>96</b>	<b>100</b>	<b>103</b>	<b>103</b>	<b>104</b>	<b>103</b>	<b>99</b>
0 - 120 days (0 - 4 months)	36	38	34	33	31	35	29	33	36	45	40	40	38
121-180 days (5 - 6 months)	10	9	15	13	8	13	13	11	8	10	18	13	10
181-270 days (7 - 9 months)	24	15	16	13	15	13	13	12	17	11	8	15	16
> 270 days (> 9 months)	41	44	44	45	44	46	41	44	42	37	38	35	35
<b>Controlled Substance</b> # Cases	<b>222</b>	<b>224</b>	<b>240</b>	<b>246</b>	<b>249</b>	<b>269</b>	<b>554</b>	<b>317</b>	<b>333</b>	<b>315</b>	<b>307</b>	<b>321</b>	<b>322</b>
0 - 120 days (0 - 4 months)	84	87	89	99	98	109	371	137	136	98	94	100	88
121-180 days (5 - 6 months)	21	27	33	26	26	30	41	34	35	68	63	38	45
181-270 days (7 - 9 months)	28	28	31	33	34	32	39	38	48	42	47	72	68
> 270 days (> 9 months)	89	82	87	88	91	98	103	108	114	107	103	111	121
<b>Drug Court</b> # Cases	<b>163</b>	<b>166</b>	<b>160</b>	<b>176</b>	<b>164</b>	<b>162</b>	<b>182</b>	<b>174</b>	<b>184</b>	<b>194</b>	<b>172</b>	<b>176</b>	<b>167</b>
0 - 120 days (0 - 4 months)	14	9	14	15	18	15	16	13	13	12	9	10	8
121-180 days (5 - 6 months)	6	12	8	5	3	6	10	6	5	11	10	7	6
181-270 days (7 - 9 months)	10	6	10	16	21	18	14	13	15	15	17	20	19
> 270 days (> 9 months)	133	139	128	140	122	123	142	142	151	156	136	139	134
<b>Other*</b> # Cases	<b>667</b>	<b>672</b>	<b>694</b>	<b>729</b>	<b>702</b>	<b>754</b>	<b>731</b>	<b>714</b>	<b>754</b>	<b>719</b>	<b>697</b>	<b>746</b>	<b>759</b>
0 - 120 days (0 - 4 months)	277	278	292	311	272	305	288	269	322	295	300	343	321
121-180 days (5 - 6 months)	66	74	89	93	103	107	103	102	88	89	88	87	124
181-270 days (7 - 9 months)	83	83	75	84	83	101	111	116	125	108	89	96	94
> 270 days (> 9 months)	241	237	238	241	244	241	229	227	219	227	220	220	220
<b>Criminal RALJ</b> # Cases	<b>36</b>	<b>37</b>	<b>42</b>	<b>42</b>	<b>44</b>	<b>46</b>	<b>46</b>	<b>47</b>	<b>45</b>	<b>47</b>	<b>47</b>	<b>49</b>	<b>49</b>
0 - 120 days (0 - 4 months)	19	21	19	22	22	22	16	17	12	14	14	14	15
121-180 days (5 - 6 months)	5	6	8	9	9	11	12	10	10	8	4	5	7
181-270 days (7 - 9 months)	4	4	7	4	8	6	11	11	15	13	14	9	5
> 270 days (> 9 months)	8	6	8	7	5	7	7	9	8	12	15	21	22

"Controlled Substance" are drug related cases that have never been accepted into drug court.

"Drug Court" are cases that have been formally accepted into drug court (identified by orders).

(\* Starting January 2021, "failure to register as sex offender" cases are in the "other" category instead of in the "sex crime" category. This change was made in line with the reporting categories by Washington State Administrative Office of the Courts.

Table 8. Comparison between SEA/KNT: Filings, Resolutions, and Pending Caseload

King County Superior Court

	Sep 2022	Oct 2022	Nov 2022	Dec 2022	Jan 2023	Feb 2023	Mar 2023	Apr 2023	May 2023	Jun 2023	Jul 2023	Aug 2023	Sep 2023
<b>Total Filings</b>	<b>428</b>	<b>402</b>	<b>480</b>	<b>432</b>	<b>473</b>	<b>417</b>	<b>477</b>	<b>431</b>	<b>451</b>	<b>432</b>	<b>455</b>	<b>467</b>	<b>338</b>
SEA - # of Cases Filed	263	278	277	253	294	288	339	270	311	297	297	306	215
MRJC - # of Cases Filed	165	124	203	179	179	129	138	161	140	135	158	161	123
SEA %	61%	69%	58%	59%	62%	69%	71%	63%	69%	69%	65%	66%	64%
MRJC %	39%	31%	42%	41%	38%	31%	29%	37%	31%	31%	35%	34%	36%
<b>Total Resolutions</b>	<b>401</b>	<b>401</b>	<b>366</b>	<b>363</b>	<b>450</b>	<b>374</b>	<b>460</b>	<b>399</b>	<b>446</b>	<b>475</b>	<b>481</b>	<b>474</b>	<b>391</b>
SEA - # of Cases Resolved	254	247	200	220	275	235	259	220	272	270	292	309	236
MRJC - # of Cases Resolved	147	154	166	143	175	139	201	179	174	205	189	165	155
SEA %	63%	62%	55%	61%	61%	63%	56%	55%	61%	57%	61%	65%	60%
MRJC %	37%	38%	45%	39%	39%	37%	44%	45%	39%	43%	39%	35%	40%
<b>Total Pending</b>	<b>4258</b>	<b>4168</b>	<b>4220</b>	<b>4340</b>	<b>4184</b>	<b>4384</b>	<b>4681</b>	<b>4407</b>	<b>4429</b>	<b>4333</b>	<b>4246</b>	<b>4291</b>	<b>4271</b>
SEA - # of Cases Pending	2492	2484	2542	2563	2476	2622	2919	2717	2765	2746	2718	2739	2735
MRJC - # of Cases Pending	1766	1684	1678	1777	1708	1762	1762	1690	1664	1587	1528	1552	1536
SEA %	59%	60%	60%	59%	59%	60%	62%	62%	62%	63%	64%	64%	64%
MRJC %	41%	40%	40%	41%	41%	40%	38%	38%	38%	37%	36%	36%	36%

Table 9. Drug Court Statistics

King County Superior Court

Categories	Sep 2022	Oct 2022	Nov 2022	Dec 2022	Jan 2023	Feb 2023	Mar 2023	Apr 2023	May 2023	Jun 2023	Jul 2023	Aug 2023	Sep 2023
Referrals	31	30	27	41	30	18	39	15	27	34	23	18	23
<i>Directly from PA</i>	4	2	3	2	0	2	5	1	9	11	15	2	10
<i>From Mainstream</i>	27	28	24	39	30	16	34	14	18	23	8	16	13
<b>Opt-in <sup>(1)</sup></b>	<b>12</b>	<b>10</b>	<b>9</b>	<b>20</b>	<b>16</b>	<b>12</b>	<b>22</b>	<b>2</b>	<b>2</b>	<b>16</b>	<b>8</b>	<b>4</b>	<b>9</b>
<b>Resolutions</b>	<b>7</b>	<b>5</b>	<b>5</b>	<b>3</b>	<b>8</b>	<b>20</b>	<b>7</b>	<b>11</b>	<b>5</b>	<b>6</b>	<b>14</b>	<b>21</b>	<b>21</b>
Graduations <sup>(2)</sup>	6	3	1	1	8	17	5	11	2	1	7	7	8
Terminations <sup>(3)</sup>	1	2	4	2	0	3	2	0	3	5	7	14	13
<b>Drug Court Pending</b>	<b>163</b>	<b>166</b>	<b>160</b>	<b>176</b>	<b>164</b>	<b>162</b>	<b>182</b>	<b>174</b>	<b>184</b>	<b>194</b>	<b>172</b>	<b>176</b>	<b>167</b>
<i>SEA Drug Court</i>	114	119	110	119	117	112	125	122	134	142	125	122	115
<i>KNT Drug Court</i>	49	47	50	57	47	50	57	52	50	52	47	54	52

- (1) Opt-in reflects the court order of participation.
- (2) Graduations are dismissals of opted-in cases after the completion of program.
- (3) Terminations are cases that fail in drug court.