



# King County

Department of Judicial Administration

*Barbara Miner*

*Director and Superior Court Clerk*

(206) 296-9300 (206) 296-0100 TTY/TDD

King County Superior Court

## Criminal Department Statistical Report

April 2023

Department of Judicial Administration

Prepared by: Shiquan Liao, Ph.D., Statistician

May 15, 2023

**Report #: CRM-2023-04**

*Seattle:*

516 Third Avenue Room E609  
Seattle, WA 98104-2386

*Regional Justice Center:*

401 Fourth Avenue North Room 2C  
Kent, WA 98032-4429

*Juvenile Division:*

1211 East Alder Room 3015  
Seattle, WA 98122-5598

## Criminal Statistics Summary

**NOTE: Washington State Supreme Court orders related to the coronavirus pandemic, beginning March 2020, affect the statistics for the foreseeable future.**

- **Filings**

As shown in the first chart on page 4, the monthly filings vary considerably from month to month. A total of 431 criminal cases were filed in April 2023. Of the 431 cases filed in the month, 37% were MRJC cases. The average filing volume in 2023 was 450 cases per month, compared with 523, 563, 515, 392, and 417 cases per month in 2018, 2019, 2020, 2021, and 2022, respectively.

- **Resolutions**

Like the monthly filings, the number of criminal cases resolved per month also varies from month to month (monthly resolution pattern is shown on page 4). The number of resolutions in April 2023 was 399 cases. Of the 399 cases resolved, 45% were MRJC cases. The average resolution volume in 2023 was 421 cases per month, compared with 481, 494, 352, 476, and 398 cases per month in 2018, 2019, 2020, 2021, and 2022 respectively.

- **Pending Caseload**

At the end of April 2023, the active pending criminal caseload was 4,407 cases, including criminal RALJ cases. Of the 4,407 pending criminal cases, 38% were MRJC cases. The breakdown of the 4,407 pending cases by crime category was: homicide (n=215), sex crime (n=516), robbery (n=237), aggravated assault (n=790), burglary/theft (n=1,297), motor vehicle theft (n=100), controlled substances – non-drug court (n=317), drug court (n=174), other felonies (n=714), and RALJ (n=47).

The pending criminal caseload remained at a level around 4,400 cases, a high but stable level.

- **Age of Pending Cases**

The median age (age for half of the pending cases) of pending cases is shown in Table 6. The median age of all active pending cases (excluding RALJ) at the end of April 2023 was 214 days. At the end of April 2023, 1,690 non-drug court cases and 142 drug court cases remained as active (unresolved) after 9 months since filing. Table 6 shows the number of active pending cases within pre-defined age intervals.

**Conclusion: The year-to-date average criminal filings in 2023 were 450 cases per month. The court resolved 421 criminal cases on average per month in the same period. The pending criminal caseload (including RALJ) for both SEA and the MRJC was 4,407 cases at the end of April 2023, 38% of the total pending criminal caseload being MRJC cases.**

## Terminology

### **Age of Pending Case**

Time (days) from filing to resolution, less suspense time if applicable.

### **Age of Resolved Case**

Time (days) from filing to resolution, less suspense time if applicable.

### **End Pending**

Number of pending cases at the end of reporting period.

### **Net Change in Pending**

The change in number of pending cases (end pending minus previous pending).

### **Pending Case**

A case is defined as pending if it is unresolved and not on suspense status.

### **Previous Pending**

Number of pending cases at the beginning of reporting period.

### **Reactivated Case**

A case returns to active from suspense status during the reporting period.

### **Resolution**

A case is resolved if all issues in the complaint are fully adjudicated. However, a drug court case is reported as resolved only when dispositive document is also filed (completed).

### **Resolution Category**

Five resolution categories are used to report resolution of criminal cases: jury trial (CVJV, AQJV), non-jury trial (CVCT, AQCT), guilty plea (GP, GPAT, GPJT), dismissal (DSM), and other (all other resolution codes). For criminal RALJ cases, the resolution categories are: RALJ decision (CDTA, CDTM, CDTR), dismissal (DSRM), and others (any other resolution codes).

### **Suspended Case**

A case is placed in suspense status (removing from active) during the reporting period.

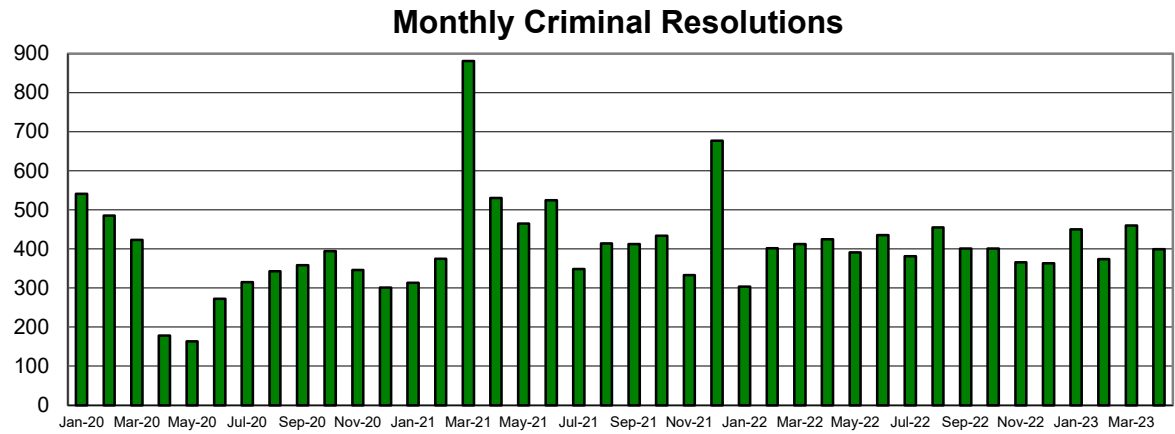
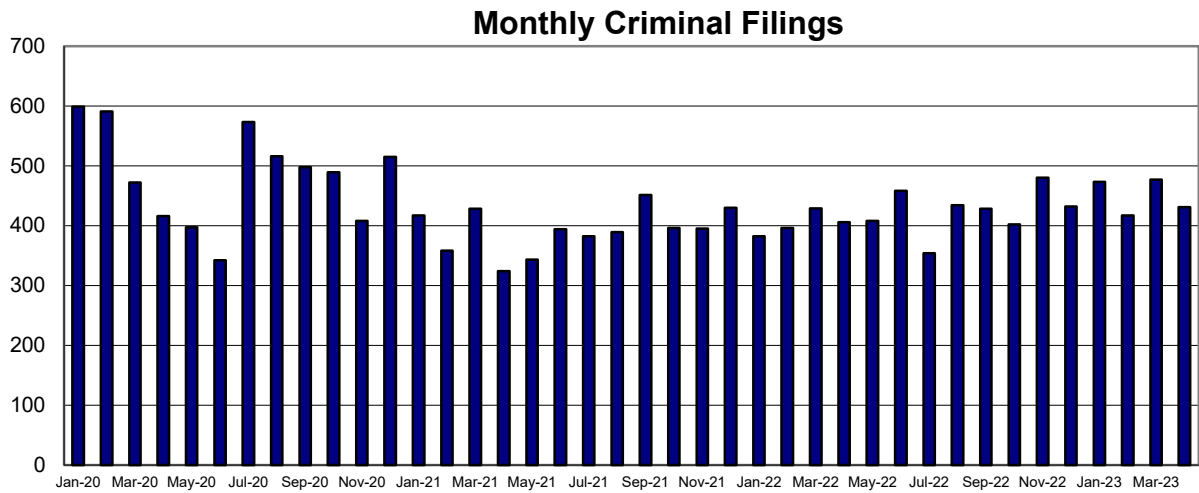
### **Suspense Status**

A case is said to be on suspense status if it is on warrant or appeal.

### **Suspense Time**

Time (days) a case is on suspense status.

Figure 1. Number of Criminal Filings, Resolutions and Pending Caseload by Month



*The increase in resolutions in March and December 2021 was due to the dismissal of drug possession cases based on the decision on State v. Blake case by the State Supreme Court.*



Figure 2. Crime Category as a Percentage of Total Filings by Year

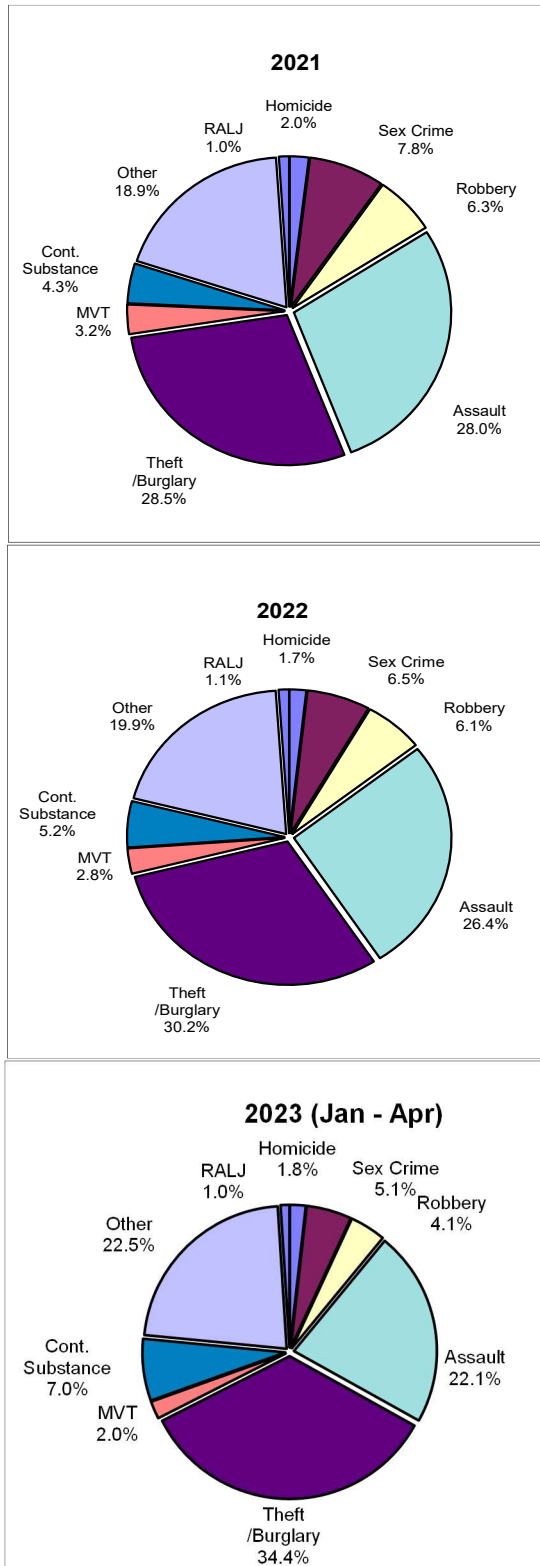


Table 1. Monthly Criminal New Filings by Crime Category  
King County Superior Court

Crime Category	Jan	Feb	Mar	Apr	May	Jun	Jul	Aug	Sep	Oct	Nov	Dec
<b>Total</b>												
2020	599	591	472	416	397	342	573	516	498	489	408	515
2021	417	358	428	324	343	394	382	389	451	396	395	430
2022	382	396	429	406	408	458	354	434	428	402	480	432
2023	473	417	477	431								
<b>Homicide</b>												
2020	4	3	4	7	7	14	8	9	9	9	6	8
2021	4	6	10	6	3	10	10	8	12	9	6	7
2022	7	7	3	6	7	9	4	17	4	9	6	3
2023	6	10	7	9								
<b>Sex Crime*</b>												
2020	35	45	36	42	45	21	38	26	59	27	28	33
2021	39	30	56	20	18	33	30	29	30	30	18	31
2022	30	28	22	34	30	16	22	22	32	26	32	28
2023	32	13	28	19								
<b>Robbery</b>												
2020	39	31	23	28	28	27	33	21	29	23	13	30
2021	36	25	32	14	27	25	24	12	37	19	20	24
2022	27	32	28	27	13	25	21	39	24	18	22	25
2023	26	15	15	17								
<b>Aggravated Assault</b>												
2020	141	148	129	137	114	111	132	162	135	142	109	139
2021	115	90	118	96	98	100	99	104	119	118	123	125
2022	115	103	137	117	104	107	102	98	113	79	129	110
2023	97	78	110	113								
<b>Burglary/Theft /Larceny</b>												
2020	156	141	110	89	99	91	201	153	140	137	113	145
2021	92	100	100	93	94	117	88	120	142	112	129	153
2022	98	138	129	123	130	157	86	132	118	137	127	141
2023	161	153	162	143								
<b>Motor Vehicle Theft</b>												
2020	14	14	13	3	10	12	11	27	11	15	11	19
2021	12	9	14	14	12	15	19	14	13	9	7	13
2022	14	17	10	11	12	10	10	9	11	15	11	11
2023	12	9	4	11								
<b>Controlled Substance</b>												
2020	99	110	74	18	19	16	77	25	40	44	64	49
2021	35	26	15	11	14	15	21	10	15	16	11	11
2022	12	19	19	12	31	23	21	15	21	15	31	30
2023	36	37	35	18								
<b>Other*</b>												
2020	101	82	76	89	75	47	70	93	70	86	63	87
2021	82	70	82	63	73	77	87	83	77	81	75	62
2022	75	47	79	75	70	108	81	100	97	89	114	80
2023	96	98	113	97								
<b>Criminal RALJ</b>												
2020	10	17	7	3	0	3	3	0	5	6	1	5
2021	2	2	1	7	4	2	4	9	6	2	6	4
2022	4	5	2	1	5	3	7	2	8	4	8	4
2023	7	4	3	4								
<b>MRJC Filing as % of Total</b>												
2020	41%	36%	38%	42%	37%	43%	45%	46%	39%	46%	46%	53%
2021	43%	43%	45%	51%	48%	42%	41%	40%	45%	49%	43%	48%
2022	42%	33%	38%	40%	40%	36%	34%	36%	39%	31%	42%	41%
2023	38%	31%	29%	37%								

The highest crime category in a case's history is used to classify cases. For example, a case charged with homicide at any time in the case's history is reported as a homicide regardless of whether the charge is reduced at resolution.

(\*) Starting January 2021, "failure to register as sex offender" cases are in the "other" category instead of in the "sex crime" category. This change was made in line with the reporting categories by Washington State Administrative Office of the Courts.

Table 2. Monthly Criminal Case Resolutions by Crime Category  
King County Superior Court

Crime Category	Jan	Feb	Mar	Apr	May	Jun	Jul	Aug	Sep	Oct	Nov	Dec
<b>Total</b>												
2020	541	485	423	178	163	272	315	343	358	394	346	301
2021 *	313	375	881	530	465	525	348	414	412	434	333	677
2022	303	402	412	425	391	435	381	455	401	401	366	363
2023	450	374	460	399								
<b>Homicide</b>												
2020	5	2	5	2	0	1	1	1	1	3	2	1
2021	1	4	6	4	2	4	1	3	5	6	4	4
2022	5	6	6	4	11	5	5	8	2	8	7	4
2023	9	4	10	6								
<b>Sex Crime**</b>												
2020	37	32	17	14	10	8	27	25	28	34	22	22
2021	21	20	24	31	30	27	26	20	30	24	23	16
2022	21	20	29	34	30	30	24	20	27	15	15	21
2023	19	17	28	26								
<b>Robbery</b>												
2020	36	33	27	11	10	17	21	25	26	23	34	25
2021	20	26	21	30	11	21	16	14	25	18	11	6
2022	12	11	14	6	14	17	10	23	18	18	14	12
2023	9	12	22	16								
<b>Aggravated Assault</b>												
2020	131	138	103	48	40	72	73	108	109	115	113	85
2021	86	123	127	122	97	87	68	76	84	74	84	56
2022	45	69	95	82	69	84	78	87	74	72	97	93
2023	62	63	126	106								
<b>Burglary/Theft /Larceny</b>												
2020	146	102	113	26	28	66	61	64	72	82	64	57
2021	68	69	116	121	64	86	62	88	51	88	62	69
2022	56	86	87	98	84	109	89	103	89	112	93	66
2023	123	78	129	120								
<b>Motor Vehicle Theft</b>												
2020	15	7	12	0	4	8	2	4	11	2	6	6
2021	5	7	16	14	11	12	3	10	9	10	5	3
2022	8	11	10	4	8	5	6	8	5	10	5	9
2023	9	7	13	8								
<b>Controlled Substance</b>												
2020	74	61	55	12	16	26	35	41	26	34	41	33
2021	26	52	430	106	68	137	27	41	36	60	25	413
2022	15	25	22	22	21	24	23	21	12	10	22	24
2023	46	21	22	12								
<b>Drug Court</b>												
2020	21	30	22	20	21	12	18	7	29	23	16	10
2021	24	19	63	26	17	10	13	7	22	12	16	5
2022	12	16	6	20	7	9	11	3	7	5	5	3
2023	8	20	7	11								
<b>Other**</b>												
2020	66	71	66	32	21	49	63	50	48	68	41	53
2021	51	50	68	71	161	135	129	133	144	140	102	103
2022	122	155	139	149	143	147	133	175	164	148	106	127
2023	159	151	99	92								
<b>Criminal RALJ</b>												
2020	10	9	3	13	13	13	14	18	8	10	7	9
2021	11	5	10	5	4	6	3	22	6	2	1	2
2022	7	3	4	6	4	5	2	7	3	3	2	4
2023	6	1	4	2								
<b>MRJC as % of Total</b>												
2020	44%	41%	38%	33%	39%	44%	41%	41%	38%	37%	37%	36%
2021	38%	37%	37%	32%	39%	33%	34%	41%	42%	43%	40%	35%
2022	41%	44%	49%	46%	47%	46%	49%	45%	37%	38%	45%	39%
2023	39%	37%	44%	45%								

“Controlled Substance” are drug related cases that have never been accepted into drug court.

“Drug Court” are cases that have been formally accepted into drug court (identified by orders).

(\*) The increase in resolution in March and December 2021 was due to the dismissal of drug possession cases based on the decision on State v. Blake case by the State Supreme Court.

(\*\*) Starting January 2021, “failure to register as sex offender” cases are in the “other” category instead of in the “sex crime” category. This change was made in line with the reporting categories by Washington State Administrative Office of the Courts.

Table 3. Number of Cases Resolved and Resolution Category  
King County Superior Court

Crime Category	Apr 2022	May 2022	Jun 2022	Jul 2022	Aug 2022	Sep 2022	Oct 2022	Nov 2022	Dec 2022	Jan 2023	Feb 2023	Mar 2023	Apr 2023
<b>Homicide</b>	4	11	5	5	8	2	8	7	4	9	4	10	6
Resolved by Jury Trial	1	1	1	1	1	0	2	3	1	1	1	3	1
Resolved by Non-Jury Trial	0	0	0	0	0	0	0	0	0	0	0	0	0
Resolved by Guilty Plea	3	10	3	3	6	2	5	4	3	7	3	7	5
Dismissal	0	0	1	1	1	0	0	0	0	1	0	0	0
Others	0	0	0	0	0	0	1	0	0	0	0	0	0
<b>Sex Crime**</b>	34	30	30	24	20	27	15	15	21	19	17	28	26
Resolved by Jury Trial	3	1	3	3	4	5	4	4	4	2	4	2	3
Resolved by Non-Jury Trial	0	0	0	0	0	0	0	0	0	0	0	0	0
Resolved by Guilty Plea	23	22	23	19	14	13	9	7	14	13	10	20	18
Dismissal	8	7	4	2	2	9	2	4	2	4	3	6	5
Others	0	0	0	0	0	0	0	0	1	0	0	0	0
<b>Robbery</b>	6	14	17	10	23	18	18	14	12	9	12	22	16
Resolved by Jury Trial	0	1	0	0	1	0	0	1	0	0	0	0	0
Resolved by Non-Jury Trial	0	0	0	0	0	0	1	0	0	0	0	0	0
Resolved by Guilty Plea	5	11	15	10	18	17	11	13	9	6	12	19	9
Dismissal	1	2	2	0	4	1	6	0	3	3	0	3	7
Others	0	0	0	0	0	0	0	0	0	0	0	0	0
<b>Aggravated Assault</b>	82	69	84	78	87	74	72	97	93	62	63	126	106
Resolved by Jury Trial	3	4	0	1	2	2	2	3	3	2	2	5	3
Resolved by Non-Jury Trial	0	0	1	0	0	0	0	0	0	1	0	0	0
Resolved by Guilty Plea	65	56	66	60	70	59	52	73	78	51	53	83	81
Dismissal	13	9	17	17	15	13	18	21	12	8	8	38	22
Others	1	0	0	0	0	0	0	0	0	0	0	0	0
<b>Burglary/Theft/Larceny</b>	98	84	109	89	103	89	112	93	66	123	78	129	120
Resolved by Jury Trial	0	2	3	2	1	1	0	1	0	0	1	0	1
Resolved by Non-Jury Trial	0	0	0	0	1	0	0	0	0	0	0	0	0
Resolved by Guilty Plea	77	53	77	66	77	68	84	72	46	94	47	88	87
Dismissal	20	27	29	21	24	20	27	20	19	29	30	40	32
Others	1	2	0	0	0	0	1	0	1	0	0	1	0
<b>Motor Vehicle Theft</b>	4	8	5	6	8	5	10	5	9	9	7	13	8
Resolved by Jury Trial	0	0	0	0	0	0	0	0	0	0	0	0	0
Resolved by Non-Jury Trial	0	0	0	0	0	0	0	0	0	0	0	0	0
Resolved by Guilty Plea	4	4	1	3	6	4	8	2	7	4	6	9	5
Dismissal	0	4	4	3	2	1	2	3	2	5	1	4	3
Others	0	0	0	0	0	0	0	0	0	0	0	0	0
<b>Controlled Substance</b>	22	21	24	23	21	12	10	22	24	46	21	22	12
Resolved by Jury Trial	0	0	1	0	0	0	0	0	0	1	0	0	0
Resolved by Non-Jury Trial	0	0	9	0	0	0	0	0	0	0	0	0	0
Resolved by Guilty Plea	16	11	14	8	8	5	6	10	12	12	10	12	7
Dismissal	6	10	0	15	13	7	4	12	11	33	11	10	5
Others	0	0	9	0	0	0	0	0	1	0	0	0	0
<b>Drug Court</b>	20	7	0	11	3	7	5	5	3	8	20	7	11
Resolved by Non-Jury Trial	2	0	0	0	0	0	0	0	2	0	0	0	0
Resolved by Guilty Plea	4	0	3	0	1	1	2	4	0	0	3	2	0
Dismissal	14	7	6	11	1	6	3	1	1	8	17	5	11
Others	0	0	0	0	1	0	0	0	0	0	0	0	0
<b>Other**</b>	149	143	147	133	175	164	148	106	127	159	151	99	92
Resolved by Jury Trial	0	1	0	1	1	2	1	2	2	1	2	2	1
Resolved by Non-Jury Trial	0	0	0	0	0	0	0	0	0	0	0	0	0
Resolved by Guilty Plea	101	89	93	75	118	110	90	64	73	97	101	68	63
Dismissal	48	52	54	57	56	51	57	40	52	61	48	28	28
Others	0	1	0	0	0	1	0	0	0	0	0	1	0
<b>Criminal RALJ</b>	6	4	5	2	7	3	3	2	4	6	1	3	2
RALJ Decision	4	3	0	1	3	2	3	2	1	4	1	2	1
Dismissal	2	1	5	1	4	1	0	0	3	2	0	1	1
Others	0	0	0	0	0	0	0	0	0	0	0	0	0

(\*) "Controlled Substance" are drug related cases that have never been accepted into drug court.  
"Drug Court" are cases that have been formally accepted into drug court (identified by orders).

(\*\*) Starting January 2021, "failure to register as sex offender" cases are in the "other" category instead of in the "sex crime" category. This change was made in line with the reporting categories by Washington State Administrative Office of the Courts.



Table 4. Age (days) of Resolved Cases  
King County Superior Court

Crime Category	Apr 2022	May 2022	Jun 2022	Jul 2022	Aug 2022	Sep 2022	Oct 2022	Nov 2022	Dec 2022	Jan 2023	Feb 2023	Mar 2023	Apr 2023
<b>All Resolutions (excl. RALJ)</b>													
Number of Resolutions	435	391	435	381	455	401	401	366	363	450	374	460	399
50% Cases Resolved by Day	291	235	225	233	232	241	259	246	182	191	197	181	198
Average Days to Resolution	383	359	323	356	311	317	347	332	288	318	418	482	308
<b>Homicide*</b>													
Number of Resolutions	4	11	5	5	8	2	8	7	4	9	4	10	6
50% Cases Resolved by Day	822	1028	987	798	657	1026	683	805	822	966	919	803	790
Average Days to Resolution	828	978	773	790	660	1026	738	780	733	945	910	772	693
<b>Sex Crime**</b>													
Number of Resolutions	34	30	30	24	20	27	15	15	21	19	17	28	26
50% Cases Resolved by Day	596	498	510	666	582	575	594	600	603	469	922	673	738
Average Days to Resolution	609	501	516	665	649	631	540	591	568	579	784	605	610
<b>Robbery</b>													
Number of Resolutions	6	14	17	10	23	18	18	14	12	9	12	22	16
50% Cases Resolved by Day	273	396	378	267	250	311	197	332	236	51	345	151	361
Average Days to Resolution	324	421	442	252	297	403	244	381	236	279	524	281	343
<b>Aggravated Assault</b>													
Number of Resolutions	82	69	84	78	87	74	72	97	93	62	63	126	106
50% Cases Resolved by Day	190	210	151	157	222	231	231	187	146	207	234	136	220
Average Days to Resolution	377	281	245	225	300	327	279	263	189	307	302	239	277
<b>Burglary/Theft/Larceny</b>													
Number of Resolutions	98	84	109	89	103	89	112	93	66	123	78	129	120
50% Cases Resolved by Day	335	245	217	236	241	253	309	330	202	200	174	166	144
Average Days to Resolution	370	292	303	341	343	345	444	360	367	306	262	298	273
<b>Motor Vehicle Theft</b>													
Number of Resolutions	4	8	5	6	8	5	10	5	9	9	7	13	8
50% Cases Resolved by Day	401	263	330	506	286	719	299	14	349	160	125	212	160
Average Days to Resolution	393	357	409	435	364	633	351	181	390	293	217	317	225
<b>Controlled Substance</b>													
Number of Resolutions	22	21	24	23	21	12	10	22	24	46	21	22	12
50% Cases Resolved by Day	481	233	330	589	329	116	309	215	154	42	137	191	167
Average Days to Resolution	507	936	480	863	372	193	323	372	383	391	243	280	314
<b>Drug Court</b>													
Number of Resolutions	20	7	9	11	3	7	5	5	3	8	20	7	11
50% Cases Resolved by Day	774	739	643	740	392	364	1042	549	503	445	776	799	911
Average Days to Resolution	750	619	560	832	588	512	1100	614	602	600	808	846	725
<b>Other**</b>													
Number of Resolutions	149	143	147	133	175	164	148	106	127	159	151	99	92
50% Cases Resolved by Day	202	163	203	163	162	133	183	186	144	151	139	160	147
Average Days to Resolution	271	259	276	250	230	220	255	284	233	230	469	1065	227
<b>Criminal RALJ</b>													
Number of Resolutions	6	4	5	2	7	3	3	2	4	6	1	4	2
50% Cases Resolved by Day	219	226	186	203	213	371	330	226	191	306	227	174	374
Average Days to Resolution	249	225	190	203	310	290	357	226	234	397	227	167	374

“Controlled Substance” are drug related cases that have never been accepted into drug court.

“Drug Court” are cases that have been formally accepted into drug court (identified by orders).

(\*) Due to small number of resolutions in this category, the age statistics for homicides are expected to vary considerably.

(\*\*) Starting January 2021, “failure to register as sex offender” cases are in the “other” category instead of in the “sex crime” category. This change was made in line with the reporting categories by Washington State Administrative Office of the Courts.

Table 5. Pending Criminal Cases  
King County Superior Court

Crime Category	Apr 2022	May 2022	Jun 2022	Jul 2022	Aug 2022	Sep 2022	Oct 2022	Nov 2022	Dec 2022	Jan 2023	Feb 2023	Mar 2023	Apr 2023
<b>Total</b>													
Previous Pending	4845	4530	4308	4279	4219	4191	4258	4168	4220	4340	4184	4384	4681
New Filing	406	408	458	354	434	428	402	480	432	473	417	477	431
Resolved	425	391	435	381	455	401	401	366	363	450	374	460	399
<b>End Pending</b>	<b>4530</b>	<b>4308</b>	<b>4279</b>	<b>4219</b>	<b>4191</b>	<b>4258</b>	<b>4168</b>	<b>4220</b>	<b>4340</b>	<b>4140</b>	<b>4384</b>	<b>4681</b>	<b>4407</b>
<b>Homicide</b>													
Previous Pending	215	214	206	209	207	211	217	217	215	214	210	213	215
New Filing	6	7	9	4	17	4	9	6	3	6	10	7	9
Resolved	4	11	5	5	8	2	8	7	4	9	4	10	6
<b>End Pending</b>	<b>214</b>	<b>206</b>	<b>209</b>	<b>207</b>	<b>211</b>	<b>217</b>	<b>217</b>	<b>215</b>	<b>214</b>	<b>210</b>	<b>213</b>	<b>215</b>	<b>215</b>
<b>Sex Crime*</b>													
Previous Pending	552	526	510	498	488	488	490	491	503	509	517	523	520
New Filing	34	30	16	22	22	32	26	32	28	32	13	28	19
Resolved	34	30	30	24	20	27	15	15	21	19	17	28	26
<b>End Pending</b>	<b>526</b>	<b>510</b>	<b>498</b>	<b>488</b>	<b>488</b>	<b>490</b>	<b>491</b>	<b>503</b>	<b>509</b>	<b>517</b>	<b>523</b>	<b>520</b>	<b>516</b>
<b>Robbery</b>													
Previous Pending	248	265	250	246	240	228	237	222	220	219	225	244	234
New Filing	27	19	25	21	39	24	18	22	25	26	15	15	17
Resolved	6	14	17	10	23	18	18	14	12	9	12	22	16
<b>End Pending</b>	<b>265</b>	<b>250</b>	<b>246</b>	<b>240</b>	<b>228</b>	<b>237</b>	<b>222</b>	<b>220</b>	<b>219</b>	<b>225</b>	<b>244</b>	<b>234</b>	<b>237</b>
<b>Aggravated Assault</b>													
Previous Pending	983	943	912	903	908	874	892	861	852	848	816	807	803
New Filing	117	104	107	102	98	113	79	129	110	97	78	110	113
Resolved	82	69	84	78	87	74	72	97	93	62	63	126	106
<b>End Pending</b>	<b>943</b>	<b>912</b>	<b>903</b>	<b>908</b>	<b>874</b>	<b>892</b>	<b>861</b>	<b>852</b>	<b>848</b>	<b>816</b>	<b>807</b>	<b>803</b>	<b>790</b>
<b>Burglary/Theft/Larceny</b>													
Previous Pending	1509	1376	1275	1271	1210	1216	1223	1172	1185	1253	1159	1259	1300
New Filing	123	130	157	86	132	118	137	127	141	161	153	162	143
Resolved	98	84	109	89	103	89	112	93	66	123	78	129	120
<b>End Pending</b>	<b>1376</b>	<b>1275</b>	<b>1271</b>	<b>1210</b>	<b>1216</b>	<b>1223</b>	<b>1172</b>	<b>1185</b>	<b>1253</b>	<b>1159</b>	<b>1259</b>	<b>1300</b>	<b>1297</b>
<b>Motor Vehicle Theft</b>													
Previous Pending	153	138	116	112	105	110	111	106	109	100	98	107	96
New Filing	11	12	10	10	9	11	15	11	11	12	9	4	11
Resolved	4	8	5	6	8	5	10	5	9	9	7	13	8
<b>End Pending</b>	<b>138</b>	<b>116</b>	<b>112</b>	<b>105</b>	<b>110</b>	<b>111</b>	<b>106</b>	<b>109</b>	<b>100</b>	<b>98</b>	<b>107</b>	<b>96</b>	<b>100</b>
<b>Controlled Substance</b>													
Previous Pending	286	229	220	208	207	217	222	224	240	246	249	269	554
Resolved	22	21	24	23	21	12	25	22	24	46	21	22	12
<b>End Pending</b>	<b>229</b>	<b>220</b>	<b>208</b>	<b>207</b>	<b>217</b>	<b>222</b>	<b>224</b>	<b>240</b>	<b>246</b>	<b>249</b>	<b>269</b>	<b>554</b>	<b>317</b>
<b>Drug Court</b>													
Previous Pending	132	141	154	160	151	162	163	166	160	176	164	162	182
New Enrollment	16	27	7	18	3	12	10	9	20	16	12	22	2
Resolved	20	7	9	11	3	7	5	5	3	8	20	7	11
<b>End Pending</b>	<b>141</b>	<b>154</b>	<b>160</b>	<b>151</b>	<b>162</b>	<b>163</b>	<b>166</b>	<b>160</b>	<b>176</b>	<b>164</b>	<b>162</b>	<b>182</b>	<b>174</b>
<b>Other*</b>													
Previous Pending	710	666	633	641	669	655	667	672	694	729	702	754	731
New Filing	75	70	108	81	100	97	89	114	80	96	98	113	97
Resolved	149	143	147	133	175	164	164	106	127	159	151	99	92
<b>End Pending</b>	<b>666</b>	<b>633</b>	<b>641</b>	<b>669</b>	<b>655</b>	<b>667</b>	<b>672</b>	<b>694</b>	<b>729</b>	<b>702</b>	<b>754</b>	<b>731</b>	<b>714</b>
<b>Criminal RALJ</b>													
Previous Pending	37	32	32	31	34	30	36	37	42	42	44	46	46
New Filing	1	5	3	7	2	8	4	8	4	7	4	3	4
Resolved	6	4	5	2	7	3	3	2	4	6	1	4	2
<b>End Pending</b>	<b>32</b>	<b>32</b>	<b>31</b>	<b>34</b>	<b>30</b>	<b>36</b>	<b>37</b>	<b>42</b>	<b>42</b>	<b>44</b>	<b>46</b>	<b>46</b>	<b>47</b>
<b>Total Pending Caseload</b>													
SEA (%)	57%	57%	54%	58%	60%	59%	59%	60%	59%	59%	60%	59%	62%
MRJC (%)	43%	43%	46%	42%	40%	41%	41%	40%	41%	41%	40%	41%	38%

(\*) Starting January 2021, "failure to register as sex offender" cases are in the "other" category instead of in the "sex crime" category. This change was made in line with the reporting categories by Washington State Administrative Office of the Courts.

Table 6. Age (days) of Pending Cases  
King County Superior Court

Crime Category	Apr 2022	May 2022	Jun 2022	Jul 2022	Aug 2022	Sep 2022	Oct 2022	Nov 2022	Dec 2022	Jan 2023	Feb 2023	Mar 2023	Apr 2023
<b>All Pending (excl. RALJ)</b>													
Number of Pending Cases	4530	4308	4279	4219	4191	4258	4168	4220	4340	4184	4384	4681	4407
Median Days (50%tile)	241	239	234	236	239	229	232	224	220	226	212	197	214
Average Days	331	333	330	328	332	326	330	328	326	331	323	305	320
<b>Homicide</b>													
Number of Pending Cases	214	206	209	207	211	217	217	215	214	210	213	215	215
Median Days (50%tile)	484	469	491	495	457	464	470	483	509	538	535	533	537
Average Days	544	535	543	538	531	534	540	541	560	578	579	566	562
<b>Sex Crime*</b>													
Number of Pending Cases	526	510	498	488	488	490	491	503	509	517	523	520	516
Median Days (50%tile)	386	381	375	373	349	336	356	364	360	358	351	356	353
Average Days	410	412	416	420	417	408	419	425	428	425	419	422	420
<b>Robbery</b>													
Number of Pending Cases	265	250	246	240	228	237	222	220	219	225	244	234	237
Median Days (50%tile)	204	200	194	200	204	204	223	222	209	191	177	206	217
Average Days	276	280	269	282	287	271	284	285	291	287	273	288	291
<b>Aggravated Assault</b>													
Number of Pending Cases	943	912	903	908	874	892	861	852	848	816	807	803	790
Median Days (50%tile)	165	170	178	185	190	179	187	180	186	188	189	188	170
Average Days	249	250	254	258	264	254	263	259	261	269	264	262	251
<b>Burglary/Theft/Larceny</b>													
Number of Pending Cases	1376	1275	1271	1210	1216	1223	1172	1185	1253	1159	1259	1300	1297
Median Days (50%tile)	233	233	219	229	219	218	214	197	201	208	189	182	179
Average Days	315	320	312	315	313	311	311	303	297	305	291	283	286
<b>Motor Vehicle Theft</b>													
Number of Pending Cases	138	116	112	105	110	111	106	109	104	98	107	96	100
Median Days (50%tile)	274	196	208	189	208	205	221	217	234	247	216	235	210
Average Days	346	318	324	313	325	321	309	315	320	331	313	328	324
<b>Controlled Substance</b>													
Number of Pending Cases	229	220	208	207	217	222	224	240	246	249	269	554	317
Median Days (50%tile)	366	338	260	186	195	193	175	176	176	189	175	43	159
Median Days (50%tile)	438	428	389	371	368	359	350	375	331	329	325	183	306
<b>Drug Court</b>													
Number of Pending Cases	141	154	160	151	162	163	166	160	176	164	162	182	174
Median Days (50%tile)	538	551	569	586	573	609	632	655	592	524	531	544	574
Average Days	632	624	637	634	632	665	669	667	661	636	647	630	657
<b>Other*</b>													
Number of Pending Cases	666	633	641	669	655	667	672	694	729	702	754	731	714
Median Days (50%tile)	200	203	197	182	188	171	167	160	157	163	166	164	175
Average Days	278	275	268	262	266	258	256	251	251	262	256	253	255
<b>Criminal RALJ</b>													
Number of Pending Cases	32	32	31	34	30	36	37	42	42	44	46	46	47
Median Days (50%tile)	161	137	156	157	122	107	113	126	109	123	135	149	164
Average Days	197	195	211	179	194	169	168	174	165	139	150	172	179

“Controlled Substance” are drug related cases that have never been accepted into drug court.

“Drug Court” are cases that have been formally accepted into drug court (identified by orders).

(\*) Starting January 2021, “failure to register as sex offender” cases are in the “other” category instead of in the “sex crime” category. This change was made in line with the reporting categories by Washington State Administrative Office of the Courts.

Table 7. Age Intervals of Pending Criminal Cases  
King County Superior Court

Crime Category	Apr 2022	May 2022	Jun 2022	Jul 2022	Aug 2022	Sep 2022	Oct 2022	Nov 2022	Dec 2022	Jan 2023	Feb 2023	Mar 2023	Apr 2023
<b>Total # Cases</b>	<b>4530</b>	<b>4308</b>	<b>4279</b>	<b>4219</b>	<b>4191</b>	<b>4258</b>	<b>4168</b>	<b>4220</b>	<b>4340</b>	<b>4184</b>	<b>4384</b>	<b>4681</b>	<b>4407</b>
0 - 120 days (0 - 4 months)	1379	1305	1313	1286	1293	1401	1332	1408	1465	1320	1477	1748	1511
121-180 days (5 - 6 months)	476	446	474	489	419	410	450	457	451	500	504	478	477
181-270 days (7 - 9 months)	588	576	568	541	555	563	534	500	526	506	543	600	579
> 270 days (> 9 months)	2087	1981	1924	1903	1924	1884	1852	1855	1898	1858	1860	1855	1840
<b>Homicide # Cases</b>	<b>214</b>	<b>206</b>	<b>209</b>	<b>207</b>	<b>211</b>	<b>217</b>	<b>217</b>	<b>215</b>	<b>214</b>	<b>210</b>	<b>213</b>	<b>215</b>	<b>215</b>
0 - 120 days (0 - 4 months)	22	22	20	22	30	35	36	37	27	21	23	29	31
121-180 days (5 - 6 months)	15	10	12	12	8	8	9	11	18	22	15	10	10
181-270 days (7 - 9 months)	28	26	25	19	18	17	17	12	13	13	24	27	27
> 270 days (> 9 months)	149	148	152	154	155	157	155	155	156	154	151	149	147
<b>Sex Crime* # Cases</b>	<b>526</b>	<b>510</b>	<b>498</b>	<b>488</b>	<b>488</b>	<b>490</b>	<b>491</b>	<b>503</b>	<b>509</b>	<b>517</b>	<b>523</b>	<b>520</b>	<b>516</b>
0 - 120 days (0 - 4 months)	104	99	95	90	86	93	89	97	99	99	110	102	100
121-180 days (5 - 6 months)	47	40	44	41	42	47	41	35	38	46	41	44	48
181-270 days (7 - 9 months)	55	64	61	63	61	60	62	60	63	59	54	60	57
> 270 days (> 9 months)	320	307	298	294	299	290	299	311	309	313	318	314	311
<b>Robbery # Cases</b>	<b>265</b>	<b>250</b>	<b>246</b>	<b>240</b>	<b>228</b>	<b>237</b>	<b>222</b>	<b>220</b>	<b>219</b>	<b>225</b>	<b>244</b>	<b>234</b>	<b>237</b>
0 - 120 days (0 - 4 months)	97	91	86	69	66	85	76	83	78	76	87	80	77
121-180 days (5 - 6 months)	25	27	32	42	31	20	20	18	22	32	36	25	27
181-270 days (7 - 9 months)	41	37	38	34	38	45	41	30	24	18	26	34	39
> 270 days (> 9 months)	102	95	90	95	93	87	85	89	95	99	95	95	94
<b>Aggravated Assault # Cases</b>	<b>943</b>	<b>912</b>	<b>903</b>	<b>908</b>	<b>874</b>	<b>892</b>	<b>861</b>	<b>852</b>	<b>848</b>	<b>816</b>	<b>807</b>	<b>803</b>	<b>790</b>
0 - 120 days (0 - 4 months)	373	339	332	338	312	338	309	319	324	288	298	299	312
121-180 days (5 - 6 months)	131	133	124	107	101	111	109	108	95	112	100	90	98
181-270 days (7 - 9 months)	125	130	142	152	144	131	125	109	118	105	110	121	112
> 270 days (> 9 months)	314	310	305	311	317	312	318	316	311	311	299	293	268
<b>Burglary/Theft/Larceny # Cases</b>	<b>1376</b>	<b>1275</b>	<b>1271</b>	<b>1210</b>	<b>1216</b>	<b>1223</b>	<b>1172</b>	<b>1185</b>	<b>1253</b>	<b>1159</b>	<b>1259</b>	<b>1300</b>	<b>1297</b>
0 - 120 days (0 - 4 months)	435	406	413	375	398	420	389	424	457	395	473	518	522
121-180 days (5 - 6 months)	140	133	142	158	127	116	143	132	132	139	145	130	131
181-270 days (7 - 9 months)	186	165	165	142	156	161	153	150	158	150	159	170	154
> 270 days (> 9 months)	615	571	551	535	535	526	487	479	506	475	482	482	490
<b>Motor vehicle Theft # Cases</b>	<b>138</b>	<b>116</b>	<b>112</b>	<b>105</b>	<b>110</b>	<b>111</b>	<b>106</b>	<b>109</b>	<b>104</b>	<b>98</b>	<b>107</b>	<b>96</b>	<b>100</b>
0 - 120 days (0 - 4 months)	40	40	40	35	38	36	38	34	33	31	35	29	33
121-180 days (5 - 6 months)	13	14	10	14	15	10	9	15	13	8	13	13	11
181-270 days (7 - 9 months)	16	12	13	16	17	24	15	16	13	15	13	13	12
> 270 days (> 9 months)	69	50	49	40	40	41	44	44	45	44	46	41	44
<b>Controlled Substance # Cases</b>	<b>229</b>	<b>220</b>	<b>208</b>	<b>207</b>	<b>217</b>	<b>222</b>	<b>224</b>	<b>240</b>	<b>246</b>	<b>249</b>	<b>269</b>	<b>554</b>	<b>317</b>
0 - 120 days (0 - 4 months)	63	67	74	77	81	84	87	89	99	98	109	371	137
121-180 days (5 - 6 months)	7	10	20	24	22	21	27	33	26	26	30	41	34
181-270 days (7 - 9 months)	21	16	13	10	20	28	28	31	33	34	32	39	38
> 270 days (> 9 months)	138	127	101	96	94	89	82	87	88	91	98	103	108
<b>Drug Court # Cases</b>	<b>141</b>	<b>154</b>	<b>160</b>	<b>151</b>	<b>162</b>	<b>163</b>	<b>166</b>	<b>160</b>	<b>176</b>	<b>164</b>	<b>162</b>	<b>182</b>	<b>174</b>
0 - 120 days (0 - 4 months)	9	8	11	13	16	14	9	14	15	18	15	16	13
121-180 days (5 - 6 months)	7	7	7	6	4	6	12	8	5	3	6	10	6
181-270 days (7 - 9 months)	12	17	12	10	12	10	6	10	16	21	18	14	13
> 270 days (> 9 months)	113	122	130	122	130	133	139	128	140	122	123	142	142
<b>Other* # Cases</b>	<b>666</b>	<b>633</b>	<b>641</b>	<b>669</b>	<b>655</b>	<b>667</b>	<b>672</b>	<b>694</b>	<b>729</b>	<b>702</b>	<b>754</b>	<b>731</b>	<b>714</b>
0 - 120 days (0 - 4 months)	224	220	232	251	251	277	278	292	311	272	305	288	269
121-180 days (5 - 6 months)	83	66	75	82	67	66	74	89	93	103	107	103	102
181-270 days (7 - 9 months)	98	104	95	89	84	83	83	75	84	83	101	111	116
> 270 days (> 9 months)	261	243	239	247	253	241	237	238	241	244	241	229	227
<b>Criminal RALJ # Cases</b>	<b>32</b>	<b>32</b>	<b>31</b>	<b>34</b>	<b>30</b>	<b>36</b>	<b>37</b>	<b>42</b>	<b>42</b>	<b>44</b>	<b>46</b>	<b>46</b>	<b>47</b>
0 - 120 days (0 - 4 months)	12	13	10	16	15	19	21	19	22	22	22	16	17
121-180 days (5 - 6 months)	8	6	8	3	2	5	6	8	9	9	11	12	10
181-270 days (7 - 9 months)	6	5	4	6	5	4	4	7	4	8	6	11	11
> 270 days (> 9 months)	6	8	9	9	8	8	6	8	7	5	7	7	9

“Controlled Substance” are drug related cases that have never been accepted into drug court.

“Drug Court” are cases that have been formally accepted into drug court (identified by orders).

(\* Starting January 2021, “failure to register as sex offender” cases are in the “other” category instead of in the “sex crime” category. This change was made in line with the reporting categories by Washington State Administrative Office of the Courts.

Table 8. Comparison between SEA/KNT: Filings, Resolutions, and Pending Caseload

King County Superior Court

	Apr 2022	May 2022	Jun 2022	Jul 2022	Aug 2022	Sep 2022	Oct 2022	Nov 2022	Dec 2022	Jan 2023	Feb 2023	Mar 2023	Apr 2023
<b>Total Filings</b>	<b>406</b>	<b>408</b>	<b>458</b>	<b>354</b>	<b>434</b>	<b>428</b>	<b>402</b>	<b>480</b>	<b>432</b>	<b>473</b>	<b>417</b>	<b>477</b>	<b>431</b>
SEA - # of Cases Filed	244	244	292	233	277	263	278	277	253	294	288	339	270
MRJC - # of Cases Filed	162	164	166	121	157	165	124	203	179	179	129	138	161
SEA %	60%	60%	64%	66%	64%	61%	69%	58%	59%	62%	69%	71%	63%
MRJC %	40%	40%	36%	34%	36%	39%	31%	42%	41%	38%	31%	29%	37%
<b>Total Resolutions</b>	<b>425</b>	<b>391</b>	<b>435</b>	<b>381</b>	<b>455</b>	<b>401</b>	<b>401</b>	<b>366</b>	<b>363</b>	<b>450</b>	<b>374</b>	<b>460</b>	<b>399</b>
SEA - # of Cases Resolved	228	208	234	193	252	254	247	200	220	275	235	259	220
MRJC - # of Cases Resolved	197	183	201	188	203	147	154	166	143	175	139	201	179
SEA %	54%	53%	54%	51%	55%	63%	62%	55%	61%	61%	63%	56%	55%
MRJC %	46%	47%	46%	49%	45%	37%	38%	45%	39%	39%	37%	44%	45%
<b>Total Pending</b>	<b>4530</b>	<b>4308</b>	<b>4279</b>	<b>4219</b>	<b>4191</b>	<b>4258</b>	<b>4168</b>	<b>4220</b>	<b>4340</b>	<b>4184</b>	<b>4384</b>	<b>4681</b>	<b>4407</b>
SEA - # of Cases Pending	2584	2443	2446	2458	2502	2492	2484	2542	2563	2476	2622	2919	2717
MRJC - # of Cases Pending	1946	1865	1833	1761	1689	1766	1684	1678	1777	1708	1762	1762	1690
SEA %	57%	57%	57%	58%	60%	59%	60%	60%	59%	59%	60%	62%	62%
MRJC %	43%	43%	43%	42%	40%	41%	40%	40%	41%	41%	40%	38%	38%

Table 9. Drug Court Statistics

King County Superior Court

Categories	Apr 2022	May 2022	Jun 2022	Jul 2022	Aug 2022	Sep 2022	Oct 2022	Nov 2022	Dec 2022	Jan 2023	Feb 2023	Mar 2023	Apr 2023
Referrals	43	25	10	17	21	31	30	27	41	30	18	39	15
<i>Directly from PA</i>	8	3	8	2	2	4	2	3	2	0	2	5	1
<i>From Mainstream</i>	35	22	2	15	19	27	28	24	39	30	16	34	14
<b>Opt-in <sup>(1)</sup></b>	<b>16</b>	<b>27</b>	<b>7</b>	<b>18</b>	<b>3</b>	<b>12</b>	<b>10</b>	<b>9</b>	<b>20</b>	<b>16</b>	<b>12</b>	<b>22</b>	<b>2</b>
<b>Resolutions</b>	<b>18</b>	<b>7</b>	<b>9</b>	<b>11</b>	<b>3</b>	<b>7</b>	<b>5</b>	<b>5</b>	<b>3</b>	<b>8</b>	<b>20</b>	<b>7</b>	<b>11</b>
Graduations <sup>(2)</sup>	14	7	6	11	2	6	3	1	1	8	17	5	11
Terminations <sup>(3)</sup>	4	0	3	0	1	1	2	4	2	0	3	2	0
<b>Drug Court Pending</b>	<b>141</b>	<b>154</b>	<b>160</b>	<b>151</b>	<b>162</b>	<b>163</b>	<b>166</b>	<b>160</b>	<b>176</b>	<b>164</b>	<b>162</b>	<b>182</b>	<b>174</b>
<i>SEA Drug Court</i>	96	105	112	101	109	114	119	110	119	117	112	125	122
<i>KNT Drug Court</i>	45	49	48	50	53	49	47	50	57	47	50	57	52

- (1) Opt-in reflects the court order of participation.
- (2) Graduations are dismissals of opted-in cases after the completion of program.
- (3) Terminations are cases that fail in drug court.