



King County

Department of Judicial Administration

Barbara Miner

Director and Superior Court Clerk

(206) 296-9300 (206) 296-0100 TTY/TDD

King County Superior Court

Quarterly Statistical Report

First Quarter 2022

Department of Judicial Administration

Prepared by: Shiquan Liao, Ph.D., Statistician

April 15, 2022

Report #: QTR-2022-01

Seattle:
516 Third Avenue Room E609
Seattle, WA 98104-2386

Regional Justice Center:
401 Fourth Avenue North Room 2C
Kent, WA 98032-4429

Juvenile Division:
1211 East Alder Room 3015
Seattle, WA 98122-5598

Quarterly Report Summary

King County Superior Court

NOTE: Washington State Supreme Court orders related to the coronavirus pandemic, beginning March 2020, affect the statistics for the foreseeable future.

Highlights

- **Criminal Cases** -- The criminal filings in the first quarter of 2022 were almost the same as that in 2021, differing only by 2 cases. The criminal filings (excluding RALJ) in the first quarter of 2022 were 1,196 cases, with MRJC accounting for 38% of the total cases. The number of resolutions of criminal cases in the first quarter of 2022 was 1,103 cases. The pending criminal caseload at the end of the first quarter of 2022 was 4,808 cases (excluding RALJ). Of the 4,808 pending criminal cases, 43% were the MRJC cases.
- **Civil Cases**. Filings in civil cases (case type 2) in the first quarter of 2022 were comparable to that in 2021 (+1.0%). The civil resolutions matched the filing volume in the same period. The pending civil caseload was 6,164 cases at the end of the first quarter of 2022, a low volume. MRJC had 33% of the civil pending caseload.
- **Domestic Cases**. Domestic case (case type 3) filings in the first quarter of 2022 were slightly lower than that in 2021 (-4%), totaling 1,466 cases. The resolutions of domestic cases exceeded the filing volume in the same period. The pending domestic caseload was 4,270 cases at the end of the first quarter of 2022, with 41% being the MRJC cases.
- **ITA Cases**. The filings of ITA cases in 2022 remained at a high level. A total of 1,337 ITA cases were filed in the first quarter of 2022, up 1.8% from the same period in 2021. The number of ITA cases remaining to be adjudicated at the end of the first quarter of 2022 was 633 cases, a very large volume.
- **Juvenile Dependency/Termination (DEP/TER) and At-risk Youth (ARY)/Child-in-Need of Service (CHINS) Cases**. In the first quarter of 2022, the filing volume in juvenile-related categories showed different patterns pattern when compared to that in 2021: dependency filings up by 16.2%, termination down by 15.2% (-15.2), and ARY/CHINS/others down by 25% (-25%). Court also started to receive truancy cases after a pause during the Covid pandemic. At the end of the first quarter of 2022, there were 279 dependency cases, 224 termination cases, and 102 ARY/CHINS/Other cases pending resolution.
- **Juvenile Offender Cases**. The juvenile offender filings in 2022 remains low. In the first quarter of 2022, 100 offender cases were filed, a 21.3% decrease from 2021. The resolution pace for juvenile offender cases was slower than the filing pace in the same period. At the end of the first quarter of 2022, there were 233 juvenile offender pending cases, an extremely low volume.
- **Pro Tem Use**. In the first quarter of 2022, the daily Pro Tem use by the court was 2 FTEs.
- **Post-resolution Modifications (Table 1-A)**. In the first quarter of 2022, there were 150 post-resolution modifications filed (both parenting plan and relocation modifications).
- **Active re-opened cases and family law modification cases (Table 4-A)**. At the end of the first quarter of 2022, there were 590 active re-opened cases and 487 active family law modification cases.

Table 1. Year-to-Date Filing Activity

King County Superior Court

Reporting Category	Year-to-Date (Jan – Mar) and Annual Filing Activity ⁽¹⁾					2021-2022 change (+ means “increase”)		% of 2022 Total Filing ⁽²⁾
	2018	2019	2020	2021	2022	Cases	Percentage	
Total (incl. RALJ)								
Year-to-Date Filing	14094	13218	12475	10397	10783	+386	+3.7%	
Annual Filing	53835	52889	43103	40249				
Criminal (excl. RALJ)								
Year-to-Date Filing	1505	1362	1628	1198	1196	-2	-0.2%	11.1%
Annual Filing	5989	6607	5877	4658				
Civil (excl. RALJ)								
Year-to-Date Filing	5792	5480	4981	3581	3618	+37	+1.0%	33.6%
Annual Filing	22217	21202	15352	13624				
Domestic								
Year-to-Date Filing	1944	1697	1682	1527	1466	-61	-4.0%	13.6%
Annual Filing	7640	7280	6163	6184				
Probate								
Year-to-Date Filing	1686	1762	1622	2015	2071	+56	+2.8%	19.2%
Annual Filing	6382	6804	6766	7478				
Guardianship								
Year-to-Date Filing	258	200	180	204	230	+26	+12.7%	2.1%
Annual Filing	977	706	725	1057				
Adoption								
Year-to-Date Filing	110	97	119	89	100	+11	+12.4%	0.9%
Annual Filing	445	483	431	347				
Parentage								
Year-to-Date Filing	120	125	101	103	87	-16	-15.5%	0.8%
Annual Filing	512	526	340	401				
ITA – Civil Commitment								
Year-to-Date Filing	1173	1192	1155	1313	1337	+24	+1.8%	12.4%
Annual Filing	4910	4985	5131	5159				
Juvenile Dependency (DEP)								
Year-to-Date Filing	216	199	133	111	129	+18	+16.2%	1.2%
Annual Filing	787	811	435	361				
Juvenile Termination (TER)								
Year-to-Date Filing	85	74	62	46	39	-7	-15.2%	0.4%
Annual Filing	344	225	291	205				
Juvenile ARY/CHINS/OTHERS								
Year-to-Date Filing	72	42	50	60	45	-15	-25.0%	0.4%
Annual Filing	293	206	187	251				
Juvenile Truancy								
Year-to-Date Filing	767	659	448	0	336	+336	N/A	3.1%
Annual Filing	1925	1706	501	61				
Juvenile Offender								
Year-to-Date Filing	322	276	268	127	100	-27	-21.3%	0.9%
Annual Filing	1229	1121	788	356				
Criminal RALJ								
Year-to-Date Filing	30	42	34	5	11	+6	+120%	0.1%
Annual Filing	117	146	63	49				
Civil RALJ								
Year-to-Date Filing	14	11	12	18	18	0	0.0%	0.2%
Annual Filing	68	81	53	58				
Matters Filed with Clerk ⁽³⁾								
Year-to-Date Filing	2504	2402	2202	485	851	+366	+75.5%	
Annual Filing	9036	10030	2784	2882				

(1) New filings only (based on filing date).

(2) New filings of each reporting category as percentage of “Year-to-Date Filing”.

(3) “Matters Filed with Clerk” not included in the “Total”.

Chart 1-A. Quarterly Filing Activity
Total Judicial Cases Only ("Matters Filed with Clerk" excluded)

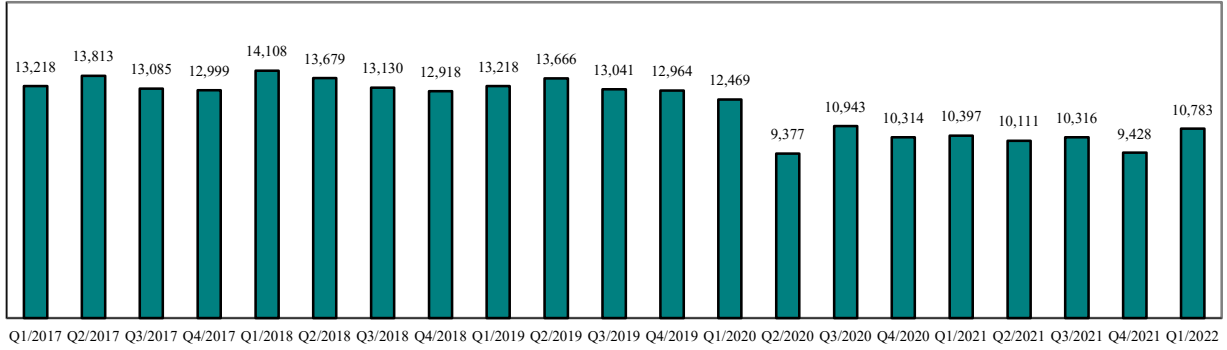


Chart 1-B. Quarterly Filings: Criminal and Juvenile Offender Cases

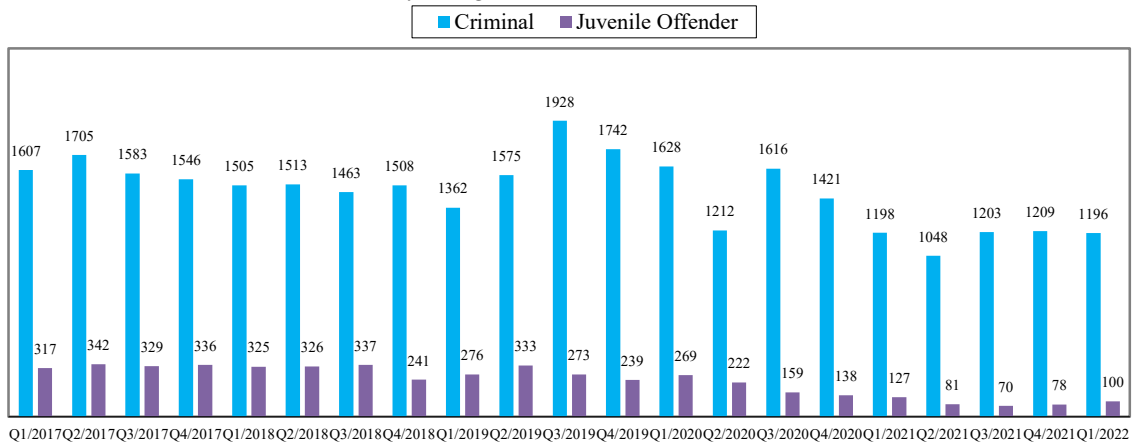
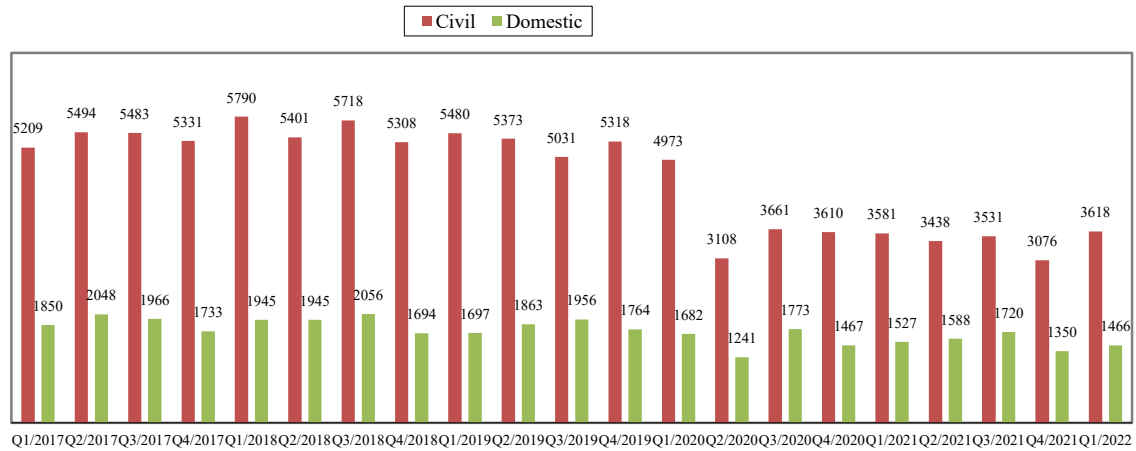


Chart 1-C. Quarterly Filings: Civil and Domestic Cases



* Note: "Civil" is specifically defined in this report. The category of "Civil" does **not** include the following case types: domestic, probate, guardianship, adoption, Parentage, ITA (civil commitment), juvenile cases (dependency, at-risk youth, child-in-need of service), civil RALJ, and tax filings that don't require judicial resources ("matters filed with clerk"). Please check the Appendix for the cause codes in the "General Civil" category.

Table 1-A. Post-Resolution Modifications Filed (Domestic and Parentage Cases)

		2020Q1			2020Q2			2020Q3			2020Q4			Year 2020		
Location	Case Type	DMOD	DTBA	Total	DMOD	DTBA	Total	DMOD	DTBA	Total	DMOD	DTBA	Total	DMOD	DTBA	Total
KNT	Domestic	5	59	64	11	39	50	14	42	56	9	50	59	39	190	229
	Parentage	1	11	12	1	2	3	0	11	11	1	2	3	3	26	29
KNT Total		6	70	76	12	41	53	14	53	67	10	52	62	42	216	258
SEA	Domestic	17	69	86	19	42	61	26	55	81	20	52	72	82	218	300
	Parentage	1	7	8	1	2	3	1	3	4	0	2	2	3	14	17
SEA Total		18	76	94	20	44	64	27	58	85	20	54	74	85	232	317
KNT/SEA Total		24	146	170	32	85	117	41	111	152	30	106	136	127	448	575
		2021Q1			2021Q2			2021Q3			2021Q4			Year 2021 (YTD)		
Location	Case Type	Relocation	Parent Mod	Total	Relocation	Parent Mod	Total	Relocation	Parent Mod	Total	Relocation	Parent Mod	Total	Relocation	Parent Mod	Total
KNT	Domestic	12	52	64	16	39	55	18	56	74	9	38	47	55	185	240
	Parentage	1	6	7	1	12	13	1	4	5	1	1	1	3	23	26
KNT Total		13	58	71	17	51	68	19	60	79	9	39	48	58	208	266
SEA	Domestic	19	65	84	28	72	100	19	71	90	8	54	62	74	262	336
	Parentage	0	3	3	2	4	6	1	6	7	1	3	4	4	16	20
SEA Total		19	68	87	30	76	106	20	77	97	9	57	66	78	278	356
KNT/SEA Total		32	126	158	47	127	174	39	137	176	18	96	114	136	486	622
		2022Q1			2022Q2			2022Q3			2022Q4			Year 2022 (YTD)		
Location	Case Type	Relocation	Parent Mod	Total	Relocation	Parent Mod	Total	Relocation	Parent Mod	Total	Relocation	Parent Mod	Total	Relocation	Parent Mod	Total
KNT	Domestic	12	53	65										12	53	65
	Parentage		4	4										0	4	4
KNT Total		12	57	69										12	57	69
SEA	Domestic	19	59	78										19	59	78
	Parentage		3	3										0	3	3
SEA Total		19	62	81										19	62	81
KNT/SEA Total		31	119	150										31	119	150

1) Prior to 2019, both parenting and support modifications were included; 2) Starting 2019, only parenting modification and relocation are included.

Table 2. Number of Cases Resolved and Resolution Category (%)

King County Superior Court

Reporting Category	Q2/20	Q3/20	Q4/20	Q1/21	Q2/21	Q3/21	Q4/21	Q1/22
Total Resolutions (excl. "Matters Filed with Clerk")	8047	10374	10416	10692	10674	11495	9970	10300
Criminal (excl. RALJ): # Resolved	574	976	1015	1543	1505	1174	1439	1103
Resolved by Jury Trial	0.2%	0.6%	1.3%	0.5%	2.0%	2.7%	2.2%	1.1%
Resolved by Non-Jury Trial	1.7%	0.8%	0.6%	0.6%	0.3%	0.7%	1.0%	0.2%
Resolved by Guilty Plea	67.4%	69.5%	72.6%	48.3%	59.7%	63.5%	47.0%	67.5%
Dismissal	30.7%	29.1%	25.4%	48.4%	35.7%	31.0%	49.3%	29.7%
Others	0.0%	0.0%	0.1%	2.3%	2.3%	2.1%	0.5%	1.5%
Civil: # Resolved	2708	3608	3515	3458	3373	4051	3482	3631
Resolved by Jury Trial	0.0%	0.2%	0.2%	0.6%	0.4%	0.3%	0.4%	0.4%
Resolved by Non-Jury Trial	0.1%	0.1%	0.1%	0.5%	0.5%	0.3%	0.6%	0.3%
Summary Judgment	1.0%	1.2%	1.3%	1.6%	1.9%	1.6%	1.6%	1.9%
Default/ Uncontested	39.1%	40.8%	38.2%	37.1%	38.3%	34.7%	37.7%	39.9%
Arbitration	5.4%	6.3%	5.8%	3.8%	4.7%	4.7%	4.1%	3.2%
Settlement/Dismissal	53.3%	49.6%	53.0%	53.8%	52.8%	45.1%	48.7%	48.7%
Closure by Clerk	0.0%	0.6%	0.3%	1.4%	0.2%	12.2%	5.8%	4.4%
Others	1.1%	1.1%	1.1%	1.3%	1.2%	1.1%	1.0%	1.1%
Domestic: # Resolved	1135	1405	1750	1587	1579	1600	1471	1651
Resolved by Trial	1.0%	2.9%	4.1%	4.5%	4.9%	4.3%	6.1%	4.3%
Default/ Uncontested	6.7%	9.0%	8.6%	6.9%	8.2%	7.8%	8.2%	6.6%
Settlement /Dismissal	92.2%	87.9%	86.8%	88.0%	86.6%	87.4%	82.6%	86.3%
Closure by Clerk	0.0%	0.1%	0.1%	0.2%	0.0%	0.6%	2.7%	2.4%
Others	0.2%	0.1%	0.3%	0.4%	0.3%	0.1%	0.4%	0.5%
Probate: # Resolved	1508	1634	1621	1850	1927	1792	1669	1909
Personal Rep. Appointed	73.2%	70.9%	70.8%	73.8%	68.9%	72.7%	71.4%	72.2%
Dismissal	6.2%	6.5%	6.8%	4.9%	7.3%	6.0%	5.9%	4.6%
Closure by Clerk	0.0%	0.0%	0.0%	0.0%	0.0%	0.0%	0.0%	0.0%
Others	20.6%	22.6%	22.5%	21.4%	23.8%	21.3%	22.7%	23.3%
Guardianship: # Resolved	147	172	172	145	185	166	240	213
Guardian Appointed	69.4%	71.5%	83.7%	82.1%	75.1%	72.3%	58.8%	43.2%
Dismissal	28.6%	21.5%	16.3%	16.6%	20.0%	15.7%	22.9%	39.0%
Closure by Clerk	0.0%	4.7%	0.0%	0.0%	0.0%	0.0%	0.0%	0.0%
Others	2.0%	2.3%	0.0%	1.4%	4.9%	12.0%	18.3%	17.8%
Adoption: # Resolved	59	104	107	78	89	83	86	85
Resolved by Trial	0.0%	0.0%	0.0%	1.3%	0.0%	0.0%	0.0%	1.2%
Uncontested	0.0%	3.8%	0.9%	0.0%	1.1%	0.0%	0.0%	7.1%
Settlement /Dismissal	98.3%	96.2%	98.1%	97.4%	98.9%	100.0%	100.0%	72.9%
Closure by Clerk	0.0%	0.0%	0.0%	1.3%	0.0%	0.0%	0.0%	18.8%
Others	1.7%	0.0%	0.9%	0.0%	0.0%	0.0%	0.0%	0.0%
Parentage: # Resolved	27	96	96	89	98	94	94	115
Resolved by Trial	0.0%	0.0%	4.2%	3.4%	2.0%	3.2%	4.3%	2.6%
Summary Judgment	33.3%	58.3%	42.7%	31.5%	38.8%	30.9%	27.7%	33.0%
Default/ Uncontested	3.7%	8.3%	19.8%	20.2%	20.4%	20.2%	21.3%	30.4%
Settlement/Dismissal	63.0%	32.3%	33.3%	44.9%	38.8%	45.7%	40.4%	28.7%
Closure by Clerk	0.0%	0.0%	0.0%	0.0%	0.0%	0.0%	6.4%	4.3%
Others	0.0%	1.0%	0.0%	0.0%	0.0%	0.0%	0.0%	0.9%
ITA(civil commitment): # Resolved	1116	1395	1206	1178	1325	1144	1109	1261
Court Decision to Commit	44.6%	41.9%	35.8%	36.3%	30.4%	28.0%	26.2%	24.7%
Closed by Court	0.0%	0.0%	0.0%	0.0%	0.0%	0.0%	0.0%	0.0%
Dismissal	13.6%	11.0%	10.5%	11.9%	15.4%	12.2%	13.9%	13.0%
Others	41.8%	47.1%	53.6%	51.8%	54.2%	59.8%	59.9%	62.3%
Juv. Dependency: # Resolved	65	152	162	134	108	86	71	78
Finding of Dependency	41.5%	50.0%	69.5%	63.4%	75.9%	39.4%	66.2%	60.3%
Dismissal	58.5%	49.3%	28.7%	35.8%	24.1%	50.6%	33.8%	39.7%
Others	0.0%	0.7%	1.8%	0.7%	0.0%	0.0%	0.0%	0.0%

Table 2 (cont.). Number of Cases Resolved and Resolution Category (%)

King County Superior Court

Reporting Category	Q2/20	Q3/20	Q4/20	Q1/21	Q2/21	Q3/21	Q4/21	Q1/22
Juv. Terminations: # Resolved	15	63	43	56	69	99	41	60
Finding of Dependency	60.0%	81.0%	97.7%	89.3%	79.7%	91.9%	82.9%	78.3%
Dismissal	40.0%	19.0%	2.3%	10.7%	20.3%	8.1%	17.1%	21.7%
Others	0.0%	0.0%	0.0%	0.0%	0.0%	0.0%	0.0%	0.0%
ARY/CHINS/OTHER: # Resolved	14	38	51	75	55	65	30	57
Approve of Petition	28.6%	15.8%	58.7%	78.7%	78.2%	89.2%	73.3%	80.7%
Dismissal	71.4%	68.4%	41.3%	21.3%	21.8%	10.8%	26.7%	17.5%
Others	0.0%	0.0%	0.0%	0.0%	0.0%	0.0%	0.0%	1.8%
Juvenile Truancy: # Resolved	497	424	228	285	75	116	111	17
Approve of Petition	0.2%	0.0%	0.4%	0.0%	0.0%	7.8%	1.8%	17.6%
Dismissal	99.8%	100%	99.6%	100.0%	100.0%	66.4%	98.2%	82.4%
Others	0.0%	0.0%	0.0%	0.0%	0.0%	25.9%	0.0%	0.0%
Juvenile Offender: # Resolved	132	251	191	178	197	140	110	89
Resolved by Trial (Fact Finding)	0.8%	0.4%	0.5%	0.6%	0.0%	0.0%	2.7%	0.0%
Resolved by Guilty Plea	31.3%	24.7%	31.9%	34.8%	46.7%	45.0%	31.8%	39.3%
Dismissal	47.0%	48.6%	48.2%	48.3%	38.1%	40.7%	46.4%	40.4%
Deferred Disposition (DDSP)	15.2%	19.5%	16.2%	12.9%	13.2%	12.1%	13.6%	18.0%
Others (including Deferred Prosecution)	6.1%	6.8%	3.1%	3.4%	2.0%	2.1%	5.5%	2.2%
Criminal RALJ: # Resolved	39	40	26	26	25	31	5	14
RALJ Decision	76.9%	75.0%	84.6	84.6%	80.0%	38.7%	20.0%	57.1%
Dismissal	20.5%	25.0%	11.5	11.5%	20.0%	58.1%	60.0%	42.9%
Others	2.6%	0.0%	3.8	3.8%	0.0%	3.2%	20.0%	0.0%
Civil RALJ: # Resolved	11	16	10	10	13	31	12	17
RALJ Decision	45.5%	50.0%	90.0%	20.0%	15.4%	25.8%	16.7%	47.1%
Dismissal	45.5%	43.8%	0.0%	60.0%	76.9%	67.7%	66.7%	52.9%
Others	9.1%	6.3%	10.0%	20.0%	7.7%	6.5%	16.7%	0.0%

Chart 2-A. Quarterly Resolutions
Total Judicial Cases Only ("Matters Filed with Clerk" excluded)

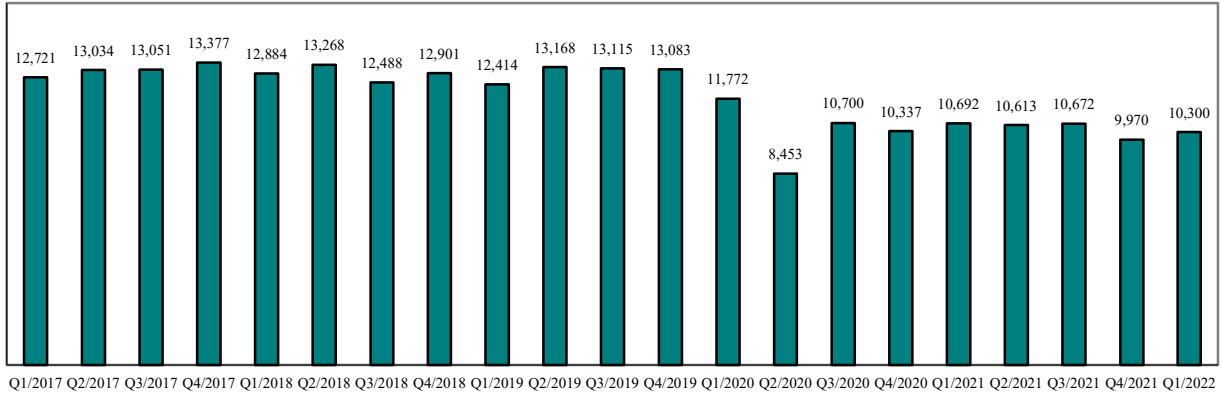


Chart 2-B. Quarterly Resolutions: Criminal and Juvenile Offender Cases

■ Criminal ■ Juvenile Offender

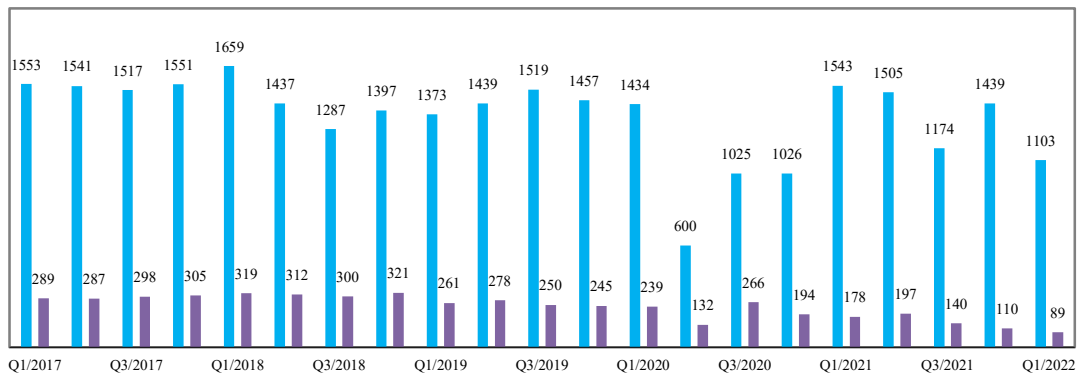
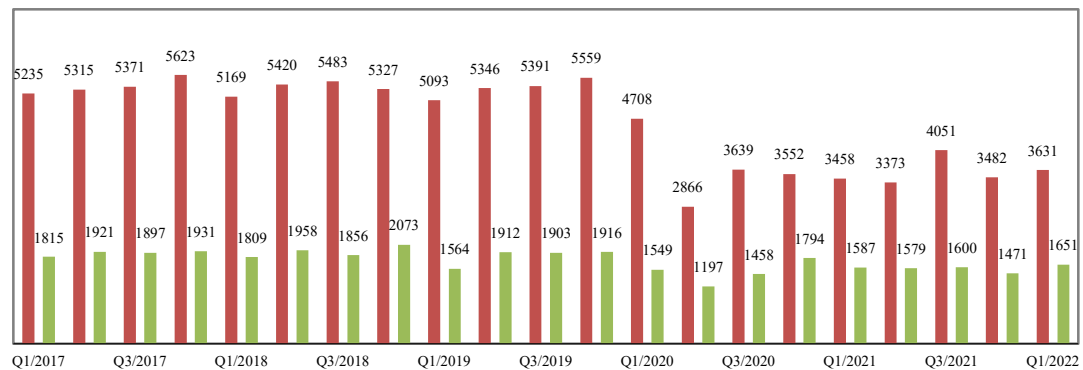


Chart 2-C. Quarterly Resolutions: Civil and Domestic Cases

■ Civil ■ Domestic



Note: "Civil" is specifically defined in this report. The category of "Civil" does **not** include the following case types: domestic, probate, guardianship, adoption, Parentage, mental illness, juvenile cases (dependency, at-risk youth, child-in-need of service), civil RALJ, and tax filings that don't require judicial resources ("matters filed with clerk"). Please check the Appendix for the cause codes in the "General Civil" category.

Table 3. Age of Resolved Cases
King County Superior Court

Reporting Category	Age of Cases at Resolution							
	Q2/20	Q3/20	Q4/20	Q1/21	Q2/21	Q3/21	Q4/21	Q1/22
Criminal (excl. RALJ)								
Age (days)								
50% Cases Resolved by Day	112	179	216	222	221	282	153	278
90% Cases Resolved by Day	455	443	470	555	375	568	672	755
Comparison with Court Standard of								
90% in 4 months	53%	34%	33%	34%	32%	28%	47%	27%
98% in 6 months	67%	51%	44%	43%	44%	37%	53%	38%
100% in 9 months	79%	70%	64%	59%	59%	49%	61%	49%
Civil (excl. RALJ)								
Age (days)								
50% Cases Resolved by Day	73	91	88	90	85	111	79	78
90% Cases Resolved by Day	361	386	396	447	448	549	511	448
Comparison with Court Standard of								
90% in 12 months	90%	87%	85%	83%	85%	80%	83%	85%
98% in 18 months	98%	97%	96%	94%	93%	90%	91%	94%
100% in 24 months	100%	99%	98%	97%	97%	94%	96%	97%
Domestic								
Age (days)								
50% Cases Resolved by Day	170	224	213	210	195	170	189	210
90% Cases Resolved by Day	383	442	466	510	478	442	479	463
Comparison with Court Standard of								
90% in 8 months	64%	53%	53%	56%	59%	60%	57%	56%
98% in 10 months	77%	66%	68%	66%	70%	69%	68%	66%
100% in 14 months	93%	88%	87%	84%	85%	88%	85%	87%
Probate								
Age (days)								
50% Cases Resolved by Day	5	4	4	3	3	3	2	3
90% Cases Resolved by Day	30	34	35	27	42	41	34	27
Comparison with Court Standard of								
90% in 8 months	99%	99%	98%	98%	97%	98%	99%	99%
98% in 18 months	100%	99%	99%	99%	98%	99%	100%	100%
100% in 36 months	100%	100%	100%	100%	99%	100%	100%	100%
Guardianship								
Age (days)								
50% Cases Resolved by Day	53	56	52	54	53	53	50	62
90% Cases Resolved by Day	265	458	133	178	130	172	176	175
Comparison with Court Standard of								
90% in 8 months	90%	81%	97%	92%	97%	93%	95%	94%
98% in 18 months	94%	93%	100%	98%	98%	98%	99%	100%
100% in 36 months	97%	100%	100%	99%	98%	99%	100%	100%
Adoption								
Age (days)								
50% Cases Resolved by Day	70	52	40	106	58	37	64	69
90% Cases Resolved by Day	231	230	163	336	223	206	244	539
Comparison with Court Standard of								
90% in 8 months	93%	91%	94%	80%	91%	94%	90%	67%
98% in 10 months	97%	94%	95%	87%	92%	95%	94%	73%
100% in 14 months	100%	97%	99%	95%	94%	96%	97%	77%
Parentage								
Age (days)								
50% Cases Resolved by Day	275	239	246	207	149	204	214	169
90% Cases Resolved by Day	515	362	455	484	469	573	633	431
Comparison with Court Standard of								
90% in 8 months	41%	50%	50%	62%	76%	54%	53%	68%
98% in 10 months	67%	81%	75%	72%	83%	67%	69%	81%
100% in 14 months	85%	95%	89%	84%	88%	84%	82%	89%

Table 3 (cont.) Age of Resolved Cases

King County Superior Court

Reporting Category	Age of Cases at Resolution							
	Q2/20	Q3/20	Q4/20	Q1/21	Q2/21	Q3/21	Q4/21	Q1/22
ITA (civil commitment) *								
Age (days)								
50% Cases Resolved by Day	10	12	13	13	12	11	12	11
90% Cases Resolved by Day	30	53	48	42	52	44	43	42
Juvenile Dependency (DEP)								
Age (days)								
50% Cases Resolved by Day	190	203	245	150	155	165	181	153
90% Cases Resolved by Day	517	455	636	573	554	468	529	303
Comparison with Court Standard of								
90% in 8 months	55%	61%	49%	65%	76%	70%	63%	81%
98% in 10 months	71%	73%	61%	70%	83%	80%	68%	90%
100% in 14 months	77%	85%	75%	81%	88%	87%	82%	92%
Juvenile Termination (TER)								
Age (days)								
50% Cases Resolved by Day	390	209	126	253	162	364	157	249
90% Cases Resolved by Day	675	560	307	514	784	882	580	746
Comparison with Court Standard of								
90% in 8 months	27%	60%	61%	48%	65%	34%	56%	48%
98% in 10 months	40%	71%	88%	66%	68%	45%	59%	60%
100% in 14 months	67%	84%	93%	77%	74%	56%	78%	65%
Juv ARY/CHINS/OTHER								
Age (days)								
50% Cases Resolved by Day	89	222	36	28	31	56	35	35
90% Cases Resolved by Day	224	362	339	231	267	898	339	132
Comparison with Court Standard of								
90% in 8 months	93%	66%	80%	91%	87%	65%	87%	98%
98% in 10 months	93%	76%	87%	95%	95%	69%	87%	98%
100% in 14 months	93%	97%	91%	96%	95%	71%	93%	100%
Juvenile Truancy*								
Age (days)								
50% Cases Resolved by Day	489	521	383	411	447	548	869	57
90% Cases Resolved by Day	919	826	601	643	519	896	1023	661
Juvenile Offender								
Age (days)								
50% Cases Resolved by Day	147	204	230	233	169	294	263	229
90% Cases Resolved by Day	330	461	489	510	481	697	604	651
Comparison with Court Standard of								
90% in 4 months	45%	24%	18%	25%	30%	14%	21%	30%
98% in 6 months	59%	39%	40%	39%	51%	30%	28%	44%
100% in 9 months	76%	68%	59%	62%	70%	45%	52%	53%
Criminal RALJ								
Age (days)								
50% Cases Resolved by Day	314	280	316	415	480	545	108	251
90% Cases Resolved by Day	632	486	703	708	844	2247	373	523
Civil RALJ								
Age (days)								
50% Cases Resolved by Day	182	189	264	162	168	218	160	165
90% Cases Resolved by Day	250	301	359	214	186	661	265	339

* No standard yet.

Table 4. Active Pending Caseload Statistics

King County Superior Court

Reporting Category		Q2/20	Q3/20	Q4/20	Q1/21	Q2/21	Q3/21	Q4/21	Q1/22
Total (incl. RALJ)									
Previous Pending	(+)	22746	23139	23149	22977	22831	22153	21128	19567
New Filing	(+)	8942	10656	10156	10397	10111	10316	9428	10783
Resolved	(-)	8047	10374	10193	10692	10674	10796	9970	10300
End Pending		23139	23149	22977	22831	22153	21128	19567	19610
Resolution Rate*		0.900	0.974	1.004	1.028	1.056	1.047	1.057	0.955
Criminal (excl. RALJ)									
Previous Pending	(+)	4188	5113	5659	6083	6024	5649	5510	4849
New Filing	(+)	1149	1579	1400	1198	1048	1203	1209	1196
Resolved	(-)	574	976	1015	1543	1505	1174	1439	1103
End Pending		5113	5659	6083	6024	5649	5510	4849	4808
Resolution Rate*		0.500	0.618	0.725	1.288	1.494	1.079	1.190	0.922
Civil (excl. RALJ)									
Previous Pending	(+)	8515	7900	7821	7778	7719	7741	6974	6234
New Filing	(+)	2959	3571	3551	3581	3438	3531	3076	3618
Resolved	(-)	2708	3608	3515	3458	3373	4051	3482	3631
End Pending		7900	7821	7778	7719	7741	6974	6234	6164
Resolution Rate*		0.915	1.010	0.990	0.966	0.981	1.147	1.132	1.004
Domestic									
Previous Pending	(+)	4431	4511	4773	4445	4446	4486	4526	4317
New Filing	(+)	1179	1728	1438	1527	1588	1720	1350	1466
Resolved	(-)	1135	1405	1750	1587	1579	1600	1471	1651
End Pending		4511	4773	4445	4446	4486	4526	4317	4270
Resolution Rate*		0.963	0.813	1.217	1.039	0.994	0.930	1.090	1.126
Probate									
Previous Pending	(+)	778	869	923	1023	1201	1291	1285	1339
New Filing	(+)	1613	1690	1702	2015	1988	1873	1771	2071
Resolved	(-)	1508	1634	1621	1850	1927	1792	1669	1909
End Pending		869	923	1023	1201	1291	1285	1339	1233
Resolution Rate*		0.935	0.967	0.952	0.918	0.969	0.957	0.942	0.922
Guardianship									
Previous Pending	(+)	240	285	281	290	351	350	491	505
New Filing	(+)	175	174	179	204	184	212	286	230
Resolved	(-)	147	172	172	145	185	166	240	213
End Pending		285	281	290	351	350	491	505	470
Resolution Rate*		0.840	0.989	0.961	0.711	1.005	0.783	0.839	0.926
Adoption									
Previous Pending	(+)	220	234	237	258	269	280	269	260
New Filing	(+)	74	101	132	89	102	76	81	100
Resolved	(-)	59	104	107	78	89	83	86	85
End Pending		234	237	258	269	280	269	260	272
Resolution Rate*		0.797	1.030	0.811	0.876	0.873	1.092	1.062	0.850
Parentage									
Previous Pending	(+)	239	268	249	248	253	257	258	255
New Filing	(+)	53	90	94	103	102	104	92	87
Resolved	(-)	27	96	96	89	98	94	94	115
End Pending		268	249	248	253	257	258	255	231
Resolution Rate*		0.509	1.067	1.021	0.864	0.961	0.904	1.022	1.322
ITA (civil commitment)									
Previous Pending	(+)	263	433	315	321	453	379	428	535
New Filing	(+)	1267	1369	1225	1313	1349	1256	1241	1337
Resolved	(-)	1116	1395	1206	1178	1325	1144	1109	1261
End Pending		433	315	321	453	379	428	535	633
Resolution Rate*		0.881	1.019	0.984	0.897	0.982	0.911	0.894	0.943

* A value of "Resolution Rate" less than one indicates the resolution pace is slower than the filing pace.

Table 4 (cont.) Active Pending Caseload Statistics

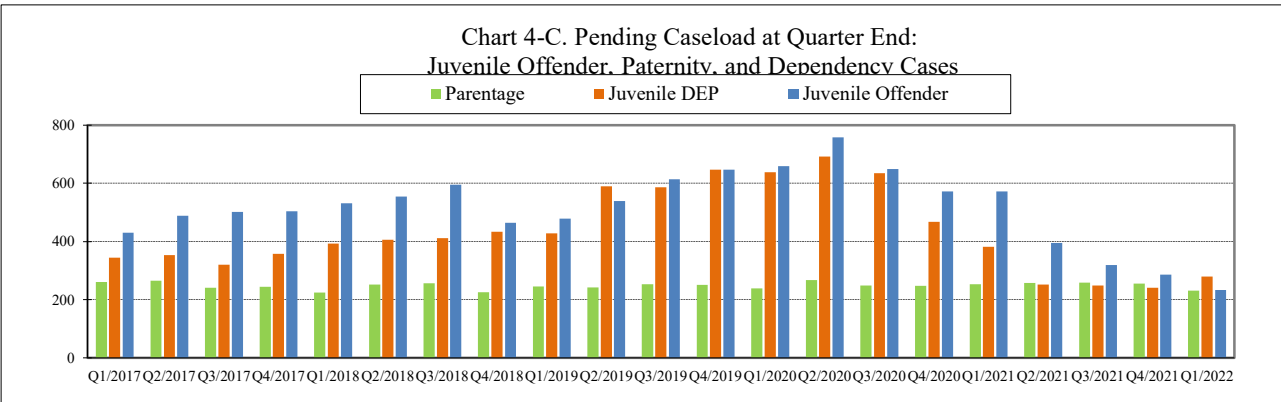
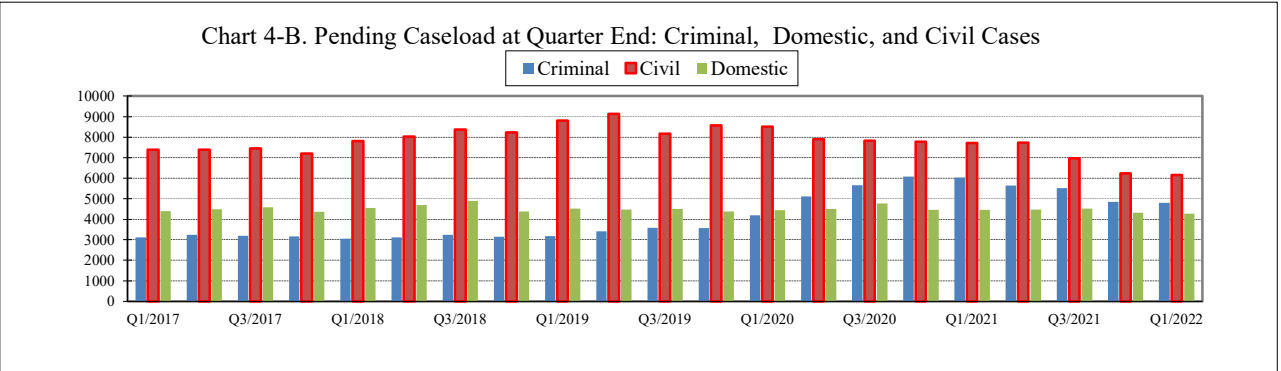
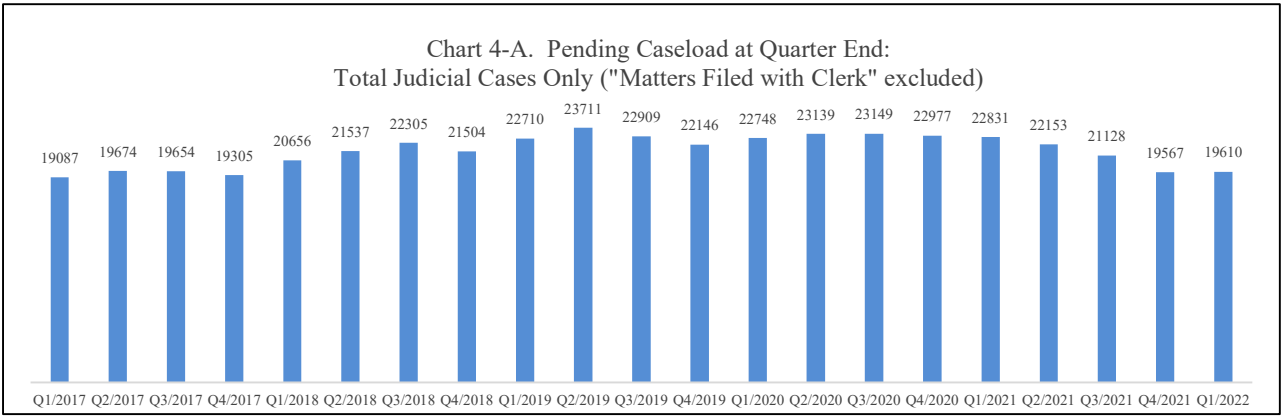
King County Superior Court

Reporting Category	Q2/20	Q3/20	Q4/20	Q1/21	Q2/21	Q3/21	Q4/21	Q1/22
Juvenile Dependency (DEP)								
Previous Pending (+)	638	692	635	467	382	252	249	241
New Filing (+)	112	99	117	111	95	101	87	129
Resolved (-)	65	152	162	134	108	86	71	78
End Pending	692	635	467	382	252	249	241	279
Resolution Rate*	0.580	1.535	1.347	1.207	1.137	0.851	0.816	0.605
Juvenile Termination (TER)								
Previous Pending (+)	297	332	341	382	354	345	278	248
New Filing (+)	64	68	93	46	51	75	31	39
Resolved (-)	15	63	43	56	69	99	41	60
End Pending	332	341	382	354	345	278	248	224
Resolution Rate*	0.234	0.926	0.462	1.217	1.353	1.320	1.323	1.538
Juv ARY/CHINS/OTHERS								
Previous Pending (+)	119	128	115	169	156	151	109	120
New Filing (+)	22	22	46	60	53	59	48	45
Resolved (-)	14	38	51	75	55	65	30	57
End Pending	128	115	169	156	151	109	120	102
Resolution Rate*	0.636	1.727	1.179	1.250	1.038	1.102	0.625	1.267
Juvenile Truancy								
Previous Pending (+)	1976	1484	1042	832	558	479	361	307
New Filing (+)	45	0	8	0	4	0	57	336
Resolved (-)	497	424	228	285	75	116	111	17
End Pending	1484	1042	832	558	479	361	307	625
Resolution Rate*	11.044	NA	28.500	---	18.750	N/A	1.947	0.051
Juvenile Offender								
Previous Pending (+)	659	758	649	572	572	396	319	286
New Filing (+)	216	147	136	127	81	70	78	100
Resolved (-)	132	251	191	178	197	140	110	89
End Pending	758	649	572	572	396	319	286	233
Resolution Rate*	0.611	1.707	1.404	1.402	2.432	2.000	1.410	0.890
Criminal RALJ								
Previous Pending (+)	147	96	77	66	46	46	34	40
New Filing (+)	6	8	12	5	13	19	12	11
Resolved (-)	39	40	26	26	15	31	5	14
End Pending	96	77	66	46	46	34	40	37
Resolution Rate*	6.560	5.000	2.167	5.200	1.154	1.632	0.417	1.273
Civil RALJ								
Previous Pending (+)	38	36	32	43	47	51	37	31
New Filing (+)	8	10	23	18	15	17	9	18
Resolved (-)	11	16	10	10	13	31	12	17
End Pending	36	32	43	47	51	37	31	29
Resolution Rate*	1.375	1.600	0.435	0.556	0.867	1.824	1.333	0.944

* A value of "Resolution Rate" less than one indicates the resolution pace is slower than the filing pace.

Table 4-A. Active Re-opened Cases and Modification Cases

Reporting Category	Q2/20	Q3/20	Q4/20	Q1/21	Q2/21	Q3/21	Q4/21	Q1/22
Re-opened without disposition				297	378	445	543	590
Modification without disposition				462	531	504	485	487



Note: "Civil" is specifically defined in this report. The category of "Civil" does **not** include the following case types: domestic, probate, guardianship, adoption, Parentage, mental illness, juvenile cases (dependency, at-risk youth, child-in-need of service), civil RALJ, and tax filings that don't require judicial resources ("matters filed with clerk"). Please check the Appendix for the cause codes in the "General Civil" category.

Table 5. Age of Pending Cases

King County Superior Court

Reporting Category	Age of Pending Cases and # of Cases in Each Age Interval							
	Q2/20	Q3/20	Q4/20	Q1/21	Q2/21	Q3/21	Q4/21	Q1/22
Criminal (excl. RALJ): # of Cases	5113	5969	6083	6024	5649	5510	4849	4808
Age (days)								
Median (50 percentile)	137	178	200	232	269	287	276	257
90 percentile	412	442	486	541	609	645	687	751
# of Cases in Age Interval								
0 - 60 days (0 - 2 months)	1188	1179	1159	1045	877	946	819	861
61 - 120 days (3 - 4 months)	1039	916	767	767	629	527	576	538
121 - 180 days (5 - 6 months)	856	741	928	624	581	494	471	494
181 - 270 days (7 - 9 months)	840	1214	937	1065	744	693	543	581
> 270 days (> 9 months)	1190	1609	2292	2523	2818	2850	2440	2334
Civil (excl. RALJ): # of Cases	7900	7821	7778	7719	7741	6974	6234	6164
Age (days)								
Median (50 percentile)	179	205	203	198	206	196	198	175
90 percentile	484	539	597	646	682	704	694	695
# of Cases in Age Interval								
0 - 120 days (0 - 4 months)	2714	2652	2689	2704	2617	2467	2148	2433
121 - 240 days (5 - 8 months)	2198	1902	1628	1637	1619	1513	1450	1320
241 - 360 days (9 - 12 months)	1359	1523	1408	1029	1123	961	964	917
361 - 540 days (13 - 18 months)	1067	966	1052	1236	1074	690	672	616
541 - 720 days (19 - 24 months)	365	508	597	557	620	700	459	284
> 720 days (> 24 months)	197	270	404	556	688	643	541	594
Domestic: # of Cases	4511	4773	4445	4446	4486	4526	4317	4270
Age (days)								
Median (50 percentile)	172	155	155	161	148	148	162	163
90 percentile	511	525	584	605	644	676	673	640
# of Cases in Age Interval								
0 - 120 days (0 - 4 months)	1581	2124	1817	1844	1968	1984	1684	1699
121 - 240 days (5 - 8 months)	1283	984	1091	1110	956	1078	1149	1125
241 - 360 days (9 - 12 months)	784	749	600	549	665	550	672	656
361 - 540 days (13 - 18 months)	448	462	431	407	336	312	290	288
> 540 days (> 18 months)	415	454	506	536	561	602	522	502
Probate: # of Cases	869	923	1023	1201	1291	1285	1339	1233
Age (days)								
Median (50 percentile)	230	296	295	255	267	339	382	372
90 percentile	1574	1631	1618	1574	1602	1694	1761	1899
# of Cases in Age Interval								
0 - 120 days (0 - 4 months)	311	295	322	410	414	337	345	351
121 - 240 days (5 - 8 months)	132	119	146	180	192	184	164	153
241 - 360 days (9 - 12 months)	69	105	97	107	134	146	143	108
361 - 540 days (13 - 18 months)	68	91	107	112	123	138	157	97
> 540 days (> 18 months)	289	313	351	392	428	480	530	524
Guardianship: # of Cases	285	281	290	351	350	491	505	470
Age (days)								
Median (50 percentile)	125	136	207	155	230	162	179	192
90 percentile	1028	1121	1211	1227	1315	1176	1188	1150
# of Cases in Age Interval								
0 - 120 days (0 - 4 months)	139	55	116	158	126	213	203	183
121 - 240 days (5 - 8 months)	39	15	45	42	53	85	81	81
241 - 360 days (9 - 12 months)	19	10	48	40	32	40	59	59
361 - 540 days (13 - 18 months)	19	70	8	34	62	49	39	43
> 540 days (> 18 months)	15	55	73	77	77	104	123	104

Table 5 (cont.). Age of Pending Cases

King County Superior Court

Reporting Category	Age of Pending Cases and # of Cases in Each Age Interval							
	Q2/20	Q3/20	Q4/20	Q1/21	Q2/21	Q3/21	Q4/21	Q1/22
Adoption: # of Cases	234	237	258	269	280	269	260	272
Age (days)								
Median (50 percentile)	274	344	339	380	350	448	561	471
90 percentile	1051	1144	1226	1315	1396	1495	1589	1663
# of Cases in Age Interval								
0 - 120 days (0 - 4 months)	64	73	89	86	75	56	50	74
121 - 240 days (5 - 8 months)	42	29	21	36	47	37	22	29
241 - 360 days (9 - 12 months)	27	20	25	10	20	34	27	19
361 - 540 days (13 - 18 months)	25	27	26	27	21	13	29	23
> 540 days (> 18 months)	29	88	97	110	117	129	132	127
Parentage: # of Cases	268	249	248	253	257	258	255	231
Age (days)								
Median (50 percentile)	171	182	133	146	153	147	150	154
90 percentile	383	433	476	497	525	518	425	429
# of Cases in Age Interval								
0 - 120 days (0 - 4 months)	80	100	108	117	108	115	113	98
121 - 240 days (5 - 8 months)	112	64	57	70	67	65	64	55
241 - 360 days (9 - 12 months)	43	45	34	18	39	36	42	35
361 - 540 days (13 - 18 months)	23	28	32	29	21	17	18	28
> 540 days (> 18 months)	5	12	17	19	22	25	18	15
ITA (civil commitment): # of Cases	433	315	321	453	379	428	535	633
Age (days)								
Median (50 percentile)	53	28	39	36	30	60	93	116
90 percentile	540	206	274	227	304	382	466	536
# of Cases in Age Interval								
0 - 120 days (0 - 4 months)	295	265	258	328	268	290	316	325
121 - 240 days (5 - 8 months)	63	23	27	85	24	41	117	136
> 240 days (> 8 months)	58	27	36	40	87	97	102	172
Juv Dependency (DEP): # of Cases	692	635	467	382	252	249	241	279
Age (days)								
Median (50 percentile)	284	349	372	292	172	150	158	129
90 percentile	916	1009	955	668	757	674	575	501
# of Cases in Age Interval								
0 - 60 days (0 - 2 months)	64	64	72	65	46	58	48	96
61 - 120 days (3 - 4 months)	84	65	47	54	46	56	41	41
121 - 180 days (5 - 6 months)	67	46	32	34	38	27	49	26
181 - 270 days (7 - 9 months)	126	59	47	32	40	31	33	40
> 270 days (> 9 months)	351	401	269	197	82	77	70	76
Juv Termination (TER): # of Cases	332	341	382	354	345	278	248	224
Age (days)								
Median (50 percentile)	320	349	326	355	436	329	411	471
90 percentile	935	1018	1050	1140	1231	1393	1520	1624
# of Cases in Age Interval								
0 - 60 days (0 - 2 months)	23	46	70	26	36	48	18	23
61 - 120 days (3 - 4 months)	49	26	31	49	22	31	21	9
121 - 180 days (5 - 6 months)	49	42	34	37	14	18	33	15
181 - 270 days (7 - 9 months)	30	39	42	39	50	14	26	38
> 270 days (> 9 months)	181	188	205	203	223	167	150	139
ARY/CHINS/OTHER: # of Cases	128	115	169	156	151	109	120	102
Age (days)								
Median (50 percentile)	240	314	658	805	944	959	585	962
90 percentile	903	996	1178	1268	1359	1451	1543	1633
# of Cases in Age Interval								
0 - 60 days (0 - 2 months)	16	15	16	13	19	28	21	16
61 - 120 days (3 - 4 months)	13	12	15	8	5	5	21	6
121 - 180 days (5 - 6 months)	25	6	8	9	5	5	8	7
181 - 270 days (7 - 9 months)	14	24	7	7	8	2	6	12
> 270 days (> 9 months)	60	58	120	119	114	69	64	61

Table 5 (cont.). Age of Pending Cases

King County Superior Court

Reporting Category	Age of Pending Cases and # of Cases in Each Age Interval							
	Q2/20	Q3/20	Q4/20	Q1/21	Q2/21	Q3/21	Q4/21	Q1/22
Juvenile Truancy: # of Cases	1484	1042	832	558	479	361	307	625
Age (days)								
Median (50 percentile)	321	300	359	470	603	700	711	80
90 percentile	747	575	675	804	896	988	1080	1108
# of Cases in Age Interval								
0 - 60 days (0 - 2 months)	26	.0	0	0	4	0	52	251
61 - 120 days (3 - 4 months)	108	20	0	0	0	2	4	105
121 - 180 days (5 - 6 months)	332	18	0	0	0	2	0	22
181 - 270 days (7 - 9 months)	250	414	35	0	0	0	4	0
> 270 days (> 9 months)	768	590	797	558	475	357	247	247
Juvenile Offender: # of Cases	758	649	572	572	396	319	286	233
Age (days)								
Median (50 percentile)	167	211	241	226	254	275	241	140
90 percentile	477	567	665	748	800	892	1018	581
# of Cases in Age Interval								
0 - 60 days (0 - 2 months)	143	110	96	99	54	44	50	66
61 - 120 days (3 - 4 months)	138	98	66	94	49	39	37	39
121 - 180 days (5 - 6 months)	129	88	55	45	43	27	29	34
181 - 270 days (7 - 9 months)	107	108	108	77	59	46	35	24
> 270 days (> 9 months)	241	245	247	257	191	163	135	70
Criminal RALJ: # of Cases	96	77	66	46	46	34	40	37
Age (days)								
Median (50 percentile)	209	304	363	426	268	74	132	148
90 percentile	432	1204	1750	1980	2071	393	471	284
# of Cases in Age Interval								
0 - 60 days (0 - 2 months)	10	6	6	3	6	15	9	8
61 - 120 days (3 - 4 months)	22	5	11	6	7	6	7	6
121 - 180 days (5 - 6 months)	32	2	3	4	4	4	10	8
181 - 270 days (7 - 9 months)	29	18	3	6	6	2	6	10
> 270 days (> 9 months)	10	46	43	27	23	7	8	5
Civil RALJ: # of Cases	36	32	43	47	51	37	31	29
Age (days)								
Median (50 percentile)	183	221	122	122	134	102	116	64
90 percentile	341	434	459	549	615	233	318	303
# of Cases in Age Interval								
0 - 60 days (0 - 2 months)	0	5	12	14	11	13	5	13
61 - 120 days (3 - 4 months)	10	5	9	8	9	9	11	6
121 - 180 days (5 - 6 months)	7	3	9	11	11	7	6	3
181 - 270 days (7 - 9 months)	13	6	0	2	6	5	5	3
> 270 days (> 9 months)	6	13	13	12	14	3	4	4

Table 6. Seattle vs. Regional Justice Center (KNT): Filing, Resolution, Pending Caseload (%)

King County Superior Court

	Q1/21		Q2/21		Q3/21		Q4/21		Q1/22	
	SEA	KNT	SEA	KNT	SEA	KNT	SEA	KNT	SEA	KNT
Filings Total	67%	33%	68%	32%	67%	33%	66%	34%	67%	33%
Criminal (excl. RALJ)	56%	44%	53%	47%	58%	42%	53%	47%	62%	38%
Civil (excl. RALJ)	59%	41%	61%	39%	59%	41%	59%	42%	60%	40%
Domestic	59%	41%	62%	39%	63%	37%	61%	39%	61%	39%
Probate	71%	30%	71%	29%	69%	31%	68%	32%	73%	27%
Guardianship	65%	35%	71%	29%	63%	37%	57%	43%	45%	55%
Adoption	78%	23%	75%	26%	79%	21%	69%	31%	80%	20%
Parentage	43%	57%	44%	56%	50%	50%	35%	65%	44%	56%
ITA (civil commitment)	100%	0%	100%	---	100%	0%	100%	---	100%	---
Juv. Dependency (DEP)	60%	41%	71%	30%	76%	24%	60%	40%	56%	44%
Juv. Termination (TER)	46%	54%	59%	41%	69%	31%	81%	19%	51%	49%
Juvenile ARY/CHINS/Other	53%	47%	59%	42%	59%	41%	54%	46%	49%	51%
Juvenile Truancy	---	---	50%	50%	---	---	54%	46%	36%	64%
Juvenile Offender	100%	0%	100%	---	100%	0%	100%	---	100%	---
Criminal RALJ	100%	0%	69%	31%	79%	21%	83%	17%	55%	46%
Civil RALJ	78%	22%	73%	27%	88%	12%	89%	11%	89%	11%
Resolution Total	67%	33%	68%	32%	65%	35%	67%	33%	66%	34%
Criminal (excl. RALJ)	62%	38%	65%	35%	61%	39%	62%	38%	55%	45%
Civil (excl. RALJ)	61%	39%	60%	40%	56%	44%	59%	41%	59%	41%
Domestic	62%	38%	60%	41%	60%	40%	63%	38%	61%	39%
Probate	73%	27%	72%	29%	70%	30%	69%	31%	72%	28%
Guardianship	66%	35%	63%	37%	74%	27%	57%	43%	57%	43%
Adoption	82%	18%	79%	21%	75%	25%	72%	28%	68%	32%
Parentage	39%	61%	57%	43%	43%	57%	46%	54%	45%	55%
ITA (civil commitment)	100%	---	100%	---	100%	---	100%	---	100%	---
Juv. Dependency (DEP)	73%	27%	63%	37%	61%	40%	73%	27%	60%	40%
Juv. Termination (TER)	55%	45%	42%	58%	62%	38%	46%	54%	65%	35%
Juvenile ARY/CHINS/Other	65%	35%	60%	40%	54%	46%	50%	50%	54%	46%
Juvenile Truancy	21%	79%	12%	88%	12%	88%	99%	1%	35%	65%
Juvenile Offender	100%	---	100%	---	100%	---	100%	---	100%	---
Criminal RALJ	92%	8%	100%	0%	84%	16%	100%	0%	71%	29%
Civil RALJ	70%	30%	62%	39%	87%	13%	75%	25%	77%	24%
Pending Total	63%	37%	62%	38%	63%	37%	64%	36%	64%	36%
Criminal (excl. RALJ)	58%	42%	56%	44%	56%	44%	57%	43%	57%	43%
Civil (excl. RALJ)	64%	36%	64%	36%	66%	34%	67%	33%	67%	33%
Domestic	58%	42%	59%	41%	60%	41%	59%	42%	59%	41%
Probate	65%	35%	65%	35%	67%	33%	66%	34%	70%	30%
Guardianship	63%	37%	67%	33%	58%	42%	58%	42%	57%	43%
Adoption	69%	31%	68%	33%	69%	31%	68%	32%	72%	28%
Parentage	38%	62%	34%	66%	37%	63%	34%	66%	32%	68%
ITA (civil commitment)	100%	---	100%	---	100%	0%	100%	---	100%	---
Juv. Dependency (DEP)	64%	36%	62%	39%	68%	33%	66%	34%	63%	37%
Juv. Termination (TER)	57%	43%	60%	40%	63%	37%	67%	33%	65%	35%
Juvenile ARY/CHINS/Other	52%	48%	53%	47%	56%	44%	60%	40%	56%	44%
Juvenile Truancy	63%	37%	72%	28%	90%	10%	80%	20%	57%	43%
Juvenile Offender	100%	---	100%	---	100%	---	100%	---	100%	---
Criminal RALJ	91%	9%	83%	17%	79%	21%	78%	23%	73%	27%
Civil RALJ	79%	21%	80%	20%	78%	22%	84%	16%	93%	7%

Excluding Cases filed with the Clerk

Table 7. Quarterly Utilization of Pro Tem Judges/Commissioners ⁽¹⁾

Category	Q4/19	Q1/20	Q2/20	Q3/20	Q4/20	Q1/21	Q2/21	Q3/21	Q4/21	Q1/22
Grand Total	2023	1125	346	1045	2316	985	1750	1876	1880	900
FTE Equivalent ⁽²⁾	4.5	2.5	0.8	2.3	5.1	2.2	3.9	4.2	4.2	2.0
By Work Type										
Pro Tem Judge	503	148	71	138	305	44	155	263	167	122
Pro Tem Commissioner	1520	978	284	907	2011	941	1595	1613	1713	778
By Location										
KCCH	919	378	197	580	1355	535	738	960	769	265
MRJC	466	331	35	225	543	228	580	282	513	256
Juvenile	456	284	48	184	277	205	203	373	212	144
ITA	182	132	75	56	142	17	229	259	272	145
Other or Unspecified	0	0	0	0	0	0	0	0	115	91
By Calendar Type										
Criminal	145	42	24	63	70	25	109	233	18	12
Civil	0	0	0	0	1	0	6	3	0	0
Ex Parte	476	143	21	144	371	118	281	444	202	187
Family Law/Domestic	661	482	167	550	1267	620	907	563	1062	321
Dependency	196	222	22	158	231	185	178	346	177	125
Juvenile Offender	230	58	27	26	42	20	25	27	35	20
BECCA	30	5	0	0	4	0	0	0	0	0
ITA	182	132	75	56	142	17	229	259	272	145
Juvenile Drug Court	0	0	0	0	0	0	0	0	0	0
Family Treatment Court	0	0	0	0	0	0	0	0	0	0
Plea Calendar	81	43	21	49	182	0	11	0	0	0
Status/Non-Compliance	5	0	0	0	0	0	0	0	0	0
Other or Unspecified	18	0	0	0	7	0	0	0	115	91
By Reason										
Vacation Backfill	345	85	190	96	1072	29	118	208	22	20
Medical Backfill	1475	926	46	852	392	941	1588	1595	1696	778
Duty Time	127	62	69	42	317	15	38	55	30	12
Conference Coverage	76	53	0	83	0	0	8	18	17	0
Congestion	0	0	36	0	429	0	0	0	0	0
Vacancy Coverage	0	0	14	0	63	0	0	0	0	0
Other or Unspecified	0	0	0	0	44	0	0	0	115	91

(1) This table is based on the time sheet for compensation

(2) Judge FTE Equivalent = # of hours / [7.5 hours/day * 20 days/month * 3 months] = # of hours/450.

Data for the most current quarter are incomplete at reporting time and will be updated in next quarterly report.

The Pro Tem hours are provided quarterly by the Administrative Services Department of King County Superior Court.

Table 8. Ex Parte and Family Law Hearings and Documents Signed

Ex Parte: Hearings Held and Documents Signed								
	2021Q2		2021Q3		2021Q4		2022Q1	
	Hearings	Documents Signed	Hearings	Documents Signed	Hearings	Documents Signed	Hearings	Documents Signed
KNT (EXP04/05)								
Civil	144	342	147	732	120	733	217	575
Domestic	54	579	38	504	43	458	31	516
Probate/Guardianship	328	248	260	238	278	232	322	256
Adoption/Paternity	27	60	24	59	27	78	25	63
Ex Parte Judge Panel (EXP08)		592		599		521		576
Ex Parte Via Clerk (EXP06)		2948		3117		2837		2977
KNT Subtotal	553	4769	469	5249	468	4859	595	4963
SEA (EXP01/02)								
Civil	178	681	176	640	193	633	300	521
Domestic	50	591	72	649	69	660	68	697
Probate/Guardianship	669	590	650	620	679	544	660	659
Adoption/Paternity	62	135	62	152	57	172	40	119
Ex Parte Judge Panel (EXP08)		1462		1612		1395		1363
Ex Parte Via Clerk (EXP07)		6409		6524		5958		6383
SEA Total	959	9868	960	10197	998	9362	1068	9742
KNT/SEA Total	1512	14637	1429	15446	1466	14221	1663	14705
FAMILY LAW: Hearings Held and Documents Signed								
	2021Q2		2021Q3		2021Q4		2022Q1	
	Hearings	Documents Signed	Hearings	Documents Signed	Hearings	Documents Signed	Hearings	Documents Signed
KNT (FAM02)								
Civil	956	1111	972	1022	955	1007	985	994
Domestic	324	911	327	844	361	846	315	868
Adoption/Paternity	100	295	122	338	124	291	132	372
KNT Subtotal	1380	2317	1421	2204	1440	2144	1432	2234
SEA (FAM01)								
Civil	715	892	702	850	804	947	765	850
Domestic	407	973	447	1167	453	964	452	1116
Adoption/Paternity	42	313	25	259	30	230	32	251
SEA Total	1164	2178	1174	2276	1287	2141	1249	2217
KNT/SEA Total	2544	4495	2595	4480	2727	4285	2681	4451

Appendix Glossary and Definition

Active Status

A case is active if it is not on suspense status (see Suspense Status).

Adoption and Parentage Cases (case type 5)

ADP - Adoption
CFI - Confidential Intermediary
CHN - Confidential Change of Name
DIP - Disestablishment of Parentage
MDS - Modification/Support Only
MOD - Modification
MSC - Miscellaneous
OAA - Open Adoption Agreement
PAD - De Facto Parentage
PAG - Pre Birth Establish Parentage Genetic
PAS - Establish Parentage Gestational Surrogacy
PAT - Parentage
PPR - Initial Pre Placement Report
PRC - Parentage Rescission/Challenge
PUR - Parentage (URES/UFSA)
REL - Relinquishment
ROB - Relocation Objection
TER - Termination of Parental Rights

Case

A case is defined as a filing with an assigned case number.

Civil Cases (case type 2, no RALJ)

ALR - Administrative Law Review
ALRLI - L&I Administrative Law Review
AOD - Assurance of Discontinuance
ASB - Asbestos
ASP - Asbestos Personal Injury
ASW - Asbestos Wrongful Death
BAT - Petition to Appeal/Amend Ballot Title
CAA - Motion to Confirm/Compel Arbitration Award
CHN - Non Confidential Change of Name
COL - Collection
COM - Commercial
CON - Condemnation
CRP - Certificate of Restoration of Opportunity
CRR - Petition for Certificate of Rehabilitation
DOL - Appeal Licensing Revocation
DSF - Notice of Deposit of Surplus Funds from Trustee's Sale of Real Property
DVP - Domestic Violence
ECP - Enforcement of Canadian Protection Order
EOM - Emancipation of Minor
FOR - Foreclosure
FPO - Foreign Protection Order
FVL - Motion to Show Cause /Fruivolous Lien
HAR - Unlawful Harassment
HSI - Application for Health & Safety Inspection
INJ - Injunction
IPL - Complaint for Interpleader
LUP - Land Use Petition
MAL - Other Malpractice
MED - Medical Malpractice
MER - Meretricious Relationships
MHA - Malicious Harassment
MSC - Miscellaneous
MST - Minor Settlement
MWP - Minor Work Permit
NJF - Non Judicial Filing
OSS - Petition to Issue Out of State Subpoena
PBC - Petition for Birth Certificate Change
PBJ - Petition for Justification /Bail Bond Company
PCC - Petition for Civil Commitment
PFA - Property Fairness Act
PIN - Personal Injury

PPT - Petition for Perpetuation of Testimony
PRA - Public Records Act
PRG - Property Damage /Gangs
PRP - Property Damage
PVO - Petition for Vehicle Ownership
QTI - Quiet Title
RCV - Petition to Appoint Receiver
RDR - Relief from Duty to Register
RFR - Restoration of Firearms Rights
RRC - Remove Restricted Covenant
SCA - Small Claims Appeal
SDR - School District /Required Action Plan
SER - Subdivision Election Process Law Review
SPC - Seizure of Property From Commission of a Crime
SPR - Seizure of Property Resulting From a Crime
STK - Stalking Protection
SXP - Sexual Assault Protection
TMV - Tort /Motor Vehicle
TSS - Petition for Approval of Transfer of Structured Settlement
TTO - Tort /Other
UND - Unlawful Detainer
VAP - Vulnerable Adult Protection Order
VEP - Voter Election Process Law Review
VVT - Victims of Motor Vehicle Theft /Civil Action
WDE - Wrongful Death
WHC - Writ of Habeas Corpus
WMW - Miscellaneous Writs
WRM - Writ of Mandamus
WRR - Writ of Restitution
WRV - Writ of Review
XRP - Extreme Risk Protection Order

Civil Matters Filed with Clerk (case type 2)

ABJ - Abstract of Judgment
FJU - Foreign Judgment
TAX - Tax Warrants
TRJ - Transcript of Judgment
CFJ - Petition for Order Granting Judgment on Confession of Judgment

Civil RALJ Cases (case type 2)

LCA - Lower Court Appeal /Civil
LCI - Lower Court Appeal /Infractions

Completion

A case is completed if dispositive document is filed with the court following resolution.

Criminal Cases (case type 1, no RALJ)

Adult criminal cases, excluding appeals from courts of limited jurisdiction. This reporting category includes the following crime categories within SCOMIS case type 1:

Homicide
Sex Crime
Robbery
Assault
Theft/Burglary
Motor Vehicle Theft
Controlled Substance
Others

Criminal RALJ Cases (case type 1)

CRJ - Criminal RALJ

Domestic Cases (case type 3)

CIR - Committed Intimate Relationship
CUS - Child Custody
DIC - Dissolution w/ Children
DIN - Dissolution no Children
DIS - Dissolution
DPC - Dissolution of Domestic Partnership w/ Children
DPN - Dissolution of Domestic Partnership /No Children
FJU - Out of State Support Registration /Foreign Judgment
INC - Annulment /Inv of Marriage w/ Children
IND - Annulment /Inv of Domestic Partnership w/ Children
INP - Invalidity, Domestic Partnership
INV - Annulment /Invalidity
MDS - Modification/Support Only
MOD - Modification
MSC - Miscellaneous
MWA - Mandatory Wage Assignment
OSC - Out of State Custody
PPS - Parenting Plan / Child Support
PSO - Petition for Entry of KC Support Order
RCV - Relative Child Visitation
RIC - Reciprocal, Resp in County
ROB - Relocation /Objection
ROC - Reciprocal, Resp out of County
RVC - Relative Child Visits
SDC - Legal Separation, Domestic Partnership w/ Children
SEC - Legal Separation w/ Children
SEP - Legal Separation
SPD - Legal Separation, Domestic Partnership /No Children
TSS - Structured Settlement

Jury Trial

A hearing is reported as a jury trial if the jury is impaneled.

Juvenile BECCA Cases (case type 7)

ARY - At Risk Youth
CNS - Child In Need Of Services
DDP - Developmental Disability
DGN - Dependency Guardianship
EFC - Extended Foster Care, Dependency
GFC - Guardianship Foster Children
RPR - Reinstatement of Parental Rights
RVS - Relative Visitation
TRU - Truancy
VYG - Vulnerable Youth Guardianship

Juvenile Dependency Cases (case type 7)

DEP - Dependency
TER - Termination of Parental Rights

Juvenile Offender Cases (case type 8)

Homicide
Sex Crime
Robbery
Assault
Theft/Burglary
Motor Vehicle Theft

Controlled Substance
Others

Involuntary Treatment Act Cases (case type 6)

Alcoholic Treatment (ALT)
ITA - Adult (MI)
ITA - Family (MIF)
ITA - Juvenile (MIJ)

Non-Jury Trial

A hearing is reported as a non-jury trial if an opening statement is made, waived, or reserved.

Pending Case

A case is defined as pending if it is unresolved and active (not in suspense).

Post-disposition Modifications

Petition to modify parenting plan after the resolution of the original case, based on the modification schedule.

Probate and Guardianship Cases (case type 5)

ABS - Absentee
AOS - Affidavit of Successor
ASE - Affidavit of Small Estate
DSC - Disclaimer
EST - Estate
FNW - Foreign Will
G/E - Guardianship/Estate
GDE - Guardianship of the Estate
GDN - Guardianship
GDP - Guardianship of the Person
LGD - Limited Guardianship
LGE - Limited Guardianship of the Estate
LGP - Limited Guardianship of the Person
MGD - Minor Guardianship
MSC - Miscellaneous
MST - Minor Settlement
NJB - Non Judicial Binding/TEDRA Agreement
NNC - Non Probate Notice to Creditor
POA - Petition for Relief (RCW 11.94) /Power of Attorney
RGR - Registration of Guardianship
RTR - Registration of Trust /Trust Situs
SNT - Special Needs Trust
TDR - Trust/Estate Dispute Resolution
TRS - Trust
WLL - Will Only

Resolution

A case is resolved if all issues in the complaint are fully adjudicated.

Suspended Case

A case is placed in suspense status from active status during the reporting period.

Suspense Status

A case is on suspense status if it is on warrant, appeal, stay, mediation, arbitration ("Deferred Prosecution" is not a suspense status, but is treated as a resolution).

Trial

A hearing set before a judge or jury in which all the issues in the case are meant to be resolved. A trial normally includes opening statements to the court or jury stating what evidence will show, introduction of witnesses and exhibits for direct and cross examination, final arguments to the court or jury in which counsel argue both the evidence and the law, and judgment by the court or jury stating what the facts of the case are and what law applies to the facts. In a jury case, it also includes the selection of the jury. A trial can be held for one or more cases. A single trial may be held to adjudicate more than one case (as defined above).