



King County

Department of Judicial Administration

Barbara Miner

Director and Superior Court Clerk

(206) 296-9300 (206) 296-0100 TTY/TDD

King County Superior Court

Criminal Department Statistical Report

December 2022

Department of Judicial Administration

Prepared by: Shiquan Liao, Ph.D., Statistician

January 15, 2023

Report #: CRM-2022-12

Seattle:

516 Third Avenue Room E609
Seattle, WA 98104-2386

Regional Justice Center:

401 Fourth Avenue North Room 2C
Kent, WA 98032-4429

Juvenile Division:

1211 East Alder Room 3015
Seattle, WA 98122-5598

Criminal Statistics Summary

NOTE 1: Washington State Supreme Court orders related to the coronavirus pandemic, beginning March 2020, affect the statistics for the foreseeable future.

NOTE 2: Washington State Supreme Court decision on the State v. Blake case, resulting in the dismissals of drug procession cases, had an impact on the resolution numbers in 2021.

- **Filings**

As shown in the first chart on page 4, the monthly filings vary considerably from month to month. A total of 432 criminal cases were filed in December 2022. Of the 432 cases filed, 41% were MRJC cases. The average filing volume in 2022 is 417 cases per month, compared with 535, 562, 548, 523, 563, 515, and 392 cases per month in 2015, 2016, 2017, 2018, 2019, 2020, and 2021, respectively.

- **Resolutions**

Like the monthly filings, the number of criminal cases resolved per month also varies from month to month (monthly resolution pattern is shown on page 4). The number of resolutions in December 2022 was 363 cases. Of the 363 cases resolved, 39% were MRJC cases. The average resolution volume in 2022 is 398 cases per month, compared with 549, 506, 525, 481, 494, 352, and 476 cases per month in 2015, 2016, 2017, 2018, 2019, 2020, and 2021 respectively.

- **Pending Caseload**

At the end of December 2022, the active pending criminal caseload was 4,340 cases, including criminal RALJ cases. Of the 4,340 pending criminal cases, 41% were MRJC cases. The breakdown of the 4,340 pending cases by crime category was: homicide (n=214), sex crime (n=509), robbery (n=219), aggravated assault (n=848), burglary/theft (n=1,253), motor vehicle theft (n=104), controlled substances – non-drug court (n=246), drug court (n=176), other felonies (n=729), and RALJ (n=42).

- **Age of Pending Cases**

The median age (age for half of the pending cases) of pending cases is shown in Table 6. The median age of all active pending cases (excluding RALJ) at the end of December 2022 was 220 days. At the end of December 2022, 1,758 non-drug court cases and 140 drug court cases remained as active (unresolved) after 9 months since filing. Table 6 shows the number of active pending cases within pre-defined age intervals.

Conclusion: The average criminal filings were 417 cases per month in 2022. The court resolved 398 criminal cases per month on average in 2022. The pending criminal caseload (including RALJ) for both SEA and the MRJC was 4,340 cases at the end of December 2022, 41% of the total pending criminal caseload being MRJC cases.

Terminology

Age of Pending Case

Time (days) from filing to resolution, less suspense time if applicable.

Age of Resolved Case

Time (days) from filing to resolution, less suspense time if applicable.

End Pending

Number of pending cases at the end of reporting period.

Net Change in Pending

The change in number of pending cases (end pending minus previous pending).

Pending Case

A case is defined as pending if it is unresolved and not on suspense status.

Previous Pending

Number of pending cases at the beginning of reporting period.

Reactivated Case

A case returns to active from suspense status during the reporting period.

Resolution

A case is resolved if all issues in the complaint are fully adjudicated. However, a drug court case is reported as resolved only when dispositive document is also filed (completed).

Resolution Category

Five resolution categories are used to report resolution of criminal cases: jury trial (CVJV, AQJV), non-jury trial (CVCT, AQCT), guilty plea (GP, GPAT, GPJT), dismissal (DSM), and other (all other resolution codes). For criminal RALJ cases, the resolution categories are: RALJ decision (CDTA, CDTM, CDTR), dismissal (DSRM), and others (any other resolution codes).

Suspended Case

A case is placed in suspense status (removing from active) during the reporting period.

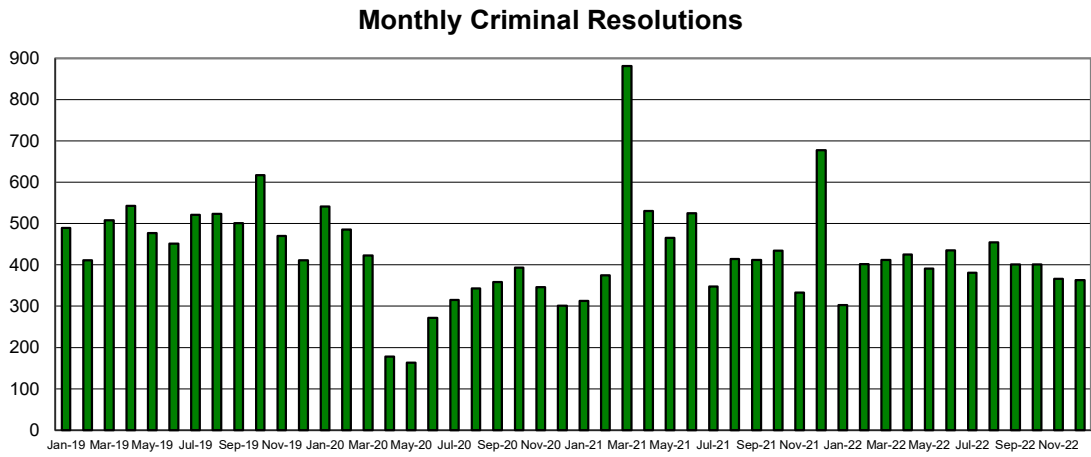
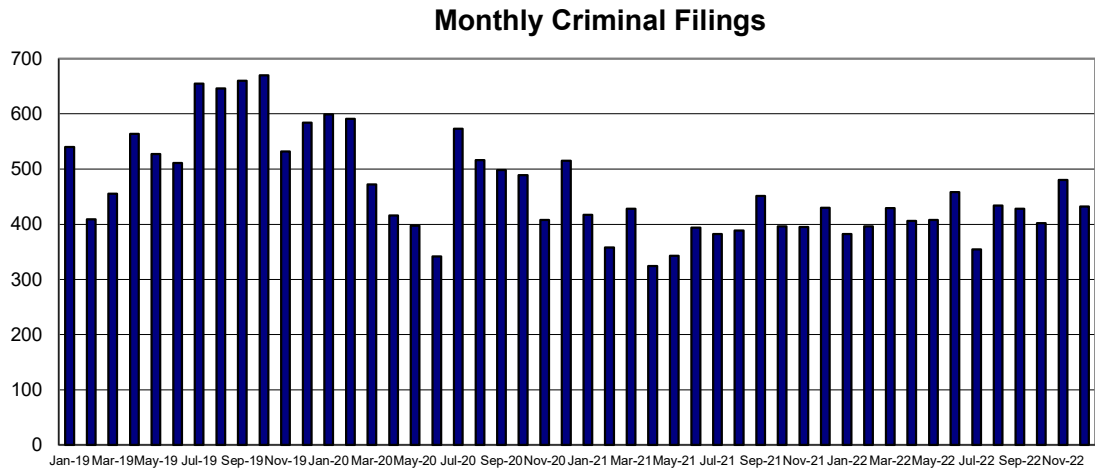
Suspense Status

A case is said to be on suspense status if it is on warrant or appeal.

Suspense Time

Time (days) a case is on suspense status.

Figure 1. Number of Criminal Filings, Resolutions and Pending Caseload by Month



The increase in resolution in March and December 2021 was due to the dismissal of drug possession cases based on the decision on State v. Blake case by the State Supreme Court.

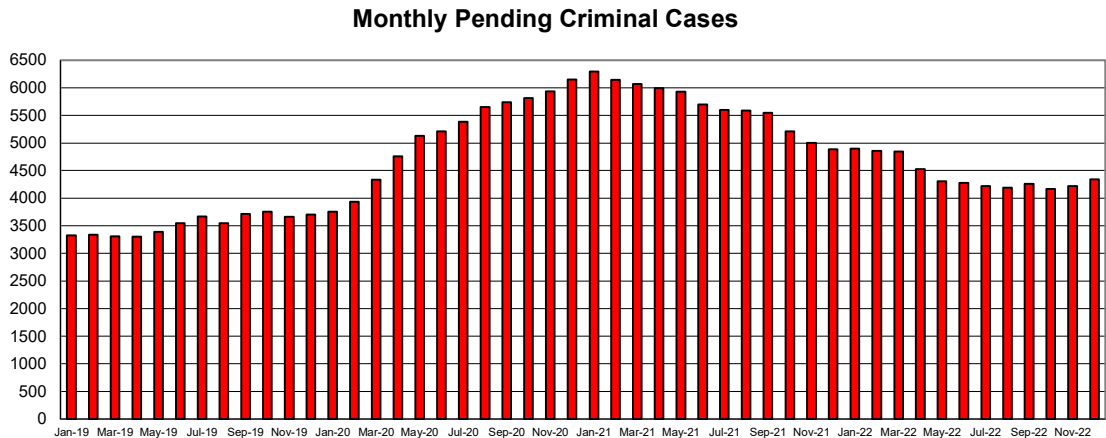


Figure 2. Crime Category as a Percentage of Total Filings by Year

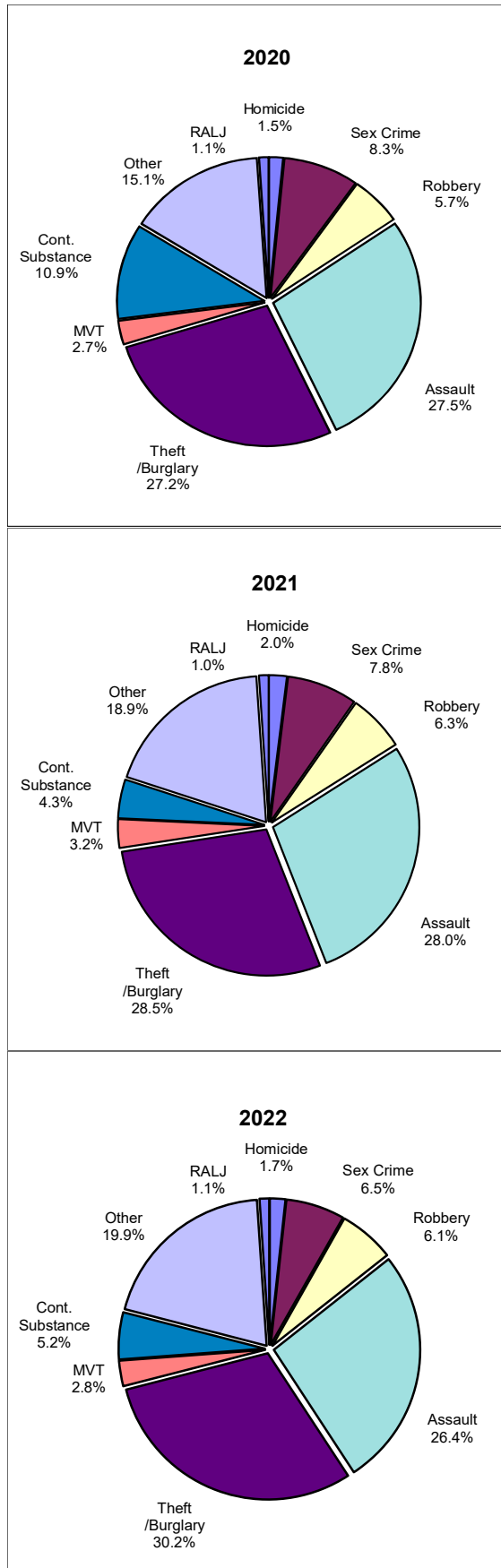


Table 1. Monthly Criminal New Filings by Crime Category
King County Superior Court

| Crime Category | Jan | Feb | Mar | Apr | May | Jun | Jul | Aug | Sep | Oct | Nov | Dec |
|----------------------------------|-----|-----|-----|-----|-----|-----|-----|-----|-----|-----|-----|-----|
| Total | | | | | | | | | | | | |
| 2019 | 540 | 409 | 455 | 564 | 527 | 511 | 655 | 646 | 660 | 670 | 532 | 584 |
| 2020 | 599 | 591 | 472 | 416 | 397 | 342 | 573 | 516 | 498 | 489 | 408 | 515 |
| 2021 | 417 | 358 | 428 | 324 | 343 | 394 | 382 | 389 | 451 | 396 | 395 | 430 |
| 2022 | 382 | 396 | 429 | 406 | 408 | 458 | 354 | 434 | 428 | 402 | 480 | 432 |
| Homicide | | | | | | | | | | | | |
| 2019 | 4 | 6 | 3 | 4 | 4 | 9 | 10 | 5 | 2 | 9 | 4 | 8 |
| 2020 | 4 | 3 | 4 | 7 | 7 | 14 | 8 | 9 | 9 | 9 | 6 | 8 |
| 2021 | 4 | 6 | 10 | 6 | 3 | 10 | 10 | 8 | 12 | 9 | 6 | 7 |
| 2022 | 7 | 7 | 3 | 6 | 7 | 9 | 4 | 17 | 4 | 9 | 6 | 3 |
| Sex Crime* | | | | | | | | | | | | |
| 2019 | 42 | 30 | 36 | 43 | 39 | 33 | 37 | 50 | 44 | 42 | 31 | 54 |
| 2020 | 35 | 45 | 36 | 42 | 45 | 21 | 38 | 26 | 59 | 27 | 28 | 33 |
| 2021 | 39 | 30 | 56 | 20 | 18 | 33 | 30 | 29 | 30 | 30 | 18 | 31 |
| 2022 | 30 | 28 | 22 | 34 | 30 | 16 | 22 | 22 | 32 | 26 | 32 | 28 |
| Robbery | | | | | | | | | | | | |
| 2019 | 44 | 39 | 40 | 35 | 33 | 21 | 46 | 33 | 43 | 31 | 36 | 42 |
| 2020 | 39 | 31 | 23 | 28 | 28 | 27 | 33 | 21 | 29 | 23 | 13 | 30 |
| 2021 | 36 | 25 | 32 | 14 | 27 | 25 | 24 | 12 | 37 | 19 | 20 | 24 |
| 2022 | 27 | 32 | 28 | 27 | 13 | 25 | 21 | 39 | 24 | 18 | 22 | 25 |
| Aggravated Assault | | | | | | | | | | | | |
| 2019 | 122 | 109 | 114 | 127 | 140 | 105 | 143 | 161 | 123 | 139 | 116 | 134 |
| 2020 | 141 | 148 | 129 | 137 | 114 | 111 | 132 | 162 | 135 | 142 | 109 | 139 |
| 2021 | 115 | 90 | 118 | 96 | 98 | 100 | 99 | 104 | 119 | 118 | 123 | 125 |
| 2022 | 115 | 103 | 137 | 117 | 104 | 107 | 102 | 98 | 113 | 79 | 129 | 110 |
| Burglary/Theft /Larceny | | | | | | | | | | | | |
| 2019 | 157 | 101 | 132 | 146 | 143 | 136 | 160 | 208 | 207 | 182 | 132 | 155 |
| 2020 | 156 | 141 | 110 | 89 | 99 | 91 | 201 | 153 | 140 | 137 | 113 | 145 |
| 2021 | 92 | 100 | 100 | 93 | 94 | 117 | 88 | 120 | 142 | 112 | 129 | 153 |
| 2022 | 98 | 138 | 129 | 123 | 130 | 157 | 86 | 132 | 118 | 137 | 127 | 141 |
| Motor Vehicle Theft | | | | | | | | | | | | |
| 2019 | 19 | 8 | 15 | 21 | 20 | 15 | 25 | 18 | 17 | 26 | 20 | 15 |
| 2020 | 14 | 14 | 13 | 3 | 10 | 12 | 11 | 27 | 11 | 15 | 11 | 19 |
| 2021 | 12 | 9 | 14 | 14 | 12 | 15 | 19 | 14 | 13 | 9 | 7 | 13 |
| 2022 | 14 | 17 | 10 | 11 | 12 | 10 | 10 | 9 | 11 | 15 | 11 | 11 |
| Controlled Substance | | | | | | | | | | | | |
| 2019 | 61 | 30 | 25 | 89 | 61 | 104 | 128 | 82 | 138 | 135 | 97 | 79 |
| 2020 | 99 | 110 | 74 | 18 | 19 | 16 | 77 | 25 | 40 | 44 | 64 | 49 |
| 2021 | 35 | 26 | 15 | 11 | 14 | 15 | 21 | 10 | 15 | 16 | 11 | 11 |
| 2022 | 12 | 19 | 19 | 12 | 31 | 23 | 21 | 15 | 21 | 15 | 31 | 30 |
| Other* | | | | | | | | | | | | |
| 2019 | 72 | 76 | 77 | 89 | 76 | 82 | 98 | 81 | 69 | 92 | 87 | 76 |
| 2020 | 101 | 82 | 76 | 89 | 75 | 47 | 70 | 93 | 70 | 86 | 63 | 87 |
| 2021 | 82 | 70 | 82 | 63 | 73 | 77 | 87 | 83 | 77 | 81 | 75 | 62 |
| 2022 | 75 | 47 | 79 | 75 | 70 | 108 | 81 | 100 | 97 | 89 | 114 | 80 |
| Criminal RALJ | | | | | | | | | | | | |
| 2019 | 19 | 10 | 13 | 10 | 11 | 6 | 8 | 8 | 17 | 14 | 9 | 21 |
| 2020 | 10 | 17 | 7 | 3 | 0 | 3 | 3 | 0 | 5 | 6 | 1 | 5 |
| 2021 | 2 | 2 | 1 | 7 | 4 | 2 | 4 | 9 | 6 | 2 | 6 | 4 |
| 2022 | 4 | 5 | 2 | 1 | 5 | 3 | 7 | 2 | 8 | 4 | 8 | 4 |
| MRJC Filing as % of Total | | | | | | | | | | | | |
| 2019 | 38% | 42% | 44% | 41% | 35% | 41% | 35% | 44% | 37% | 37% | 35% | 37% |
| 2020 | 41% | 36% | 38% | 42% | 37% | 43% | 45% | 46% | 39% | 46% | 46% | 53% |
| 2021 | 43% | 43% | 45% | 51% | 48% | 42% | 41% | 40% | 45% | 49% | 43% | 48% |
| 2022 | 42% | 33% | 38% | 40% | 40% | 36% | 34% | 36% | 39% | 31% | 42% | 41% |

The highest crime category in a case's history is used to classify cases. For example, a case charged with homicide at any time in the case's history is reported as a homicide regardless of whether the charge is reduced at resolution.

(*) Starting January 2021, "failure to register as sex offender" cases are in the "other" category instead of in the "sex crime" category. This change was made in line with the reporting categories by Washington State Administrative Office of the Courts.

Table 2. Monthly Criminal Case Resolutions by Crime Category
King County Superior Court

| Crime Category | Jan | Feb | Mar | Apr | May | Jun | Jul | Aug | Sep | Oct | Nov | Dec |
|--|-----|-----|-----|-----|-----|-----|-----|-----|-----|-----|-----|-----|
| Total | | | | | | | | | | | | |
| 2019 | 489 | 411 | 508 | 543 | 477 | 451 | 521 | 523 | 501 | 617 | 470 | 411 |
| 2020 | 541 | 485 | 423 | 178 | 163 | 272 | 315 | 343 | 358 | 394 | 346 | 301 |
| 2021 * | 313 | 375 | 881 | 530 | 465 | 525 | 348 | 414 | 412 | 434 | 333 | 677 |
| 2022 | 303 | 402 | 412 | 425 | 391 | 435 | 381 | 455 | 401 | 401 | 366 | 363 |
| Homicide | | | | | | | | | | | | |
| 2019 | 3 | 8 | 6 | 4 | 7 | 6 | 6 | 5 | 8 | 7 | 8 | 10 |
| 2020 | 5 | 2 | 5 | 2 | 0 | 1 | 1 | 1 | 1 | 3 | 2 | 1 |
| 2021 | 1 | 4 | 6 | 4 | 2 | 4 | 1 | 3 | 5 | 6 | 4 | 4 |
| 2022 | 5 | 6 | 6 | 4 | 11 | 5 | 5 | 8 | 2 | 8 | 7 | 4 |
| Sex Crime** | | | | | | | | | | | | |
| 2019 | 39 | 32 | 51 | 48 | 34 | 35 | 33 | 48 | 41 | 37 | 25 | 17 |
| 2020 | 37 | 32 | 17 | 14 | 10 | 8 | 27 | 25 | 28 | 34 | 22 | 22 |
| 2021 | 21 | 20 | 24 | 31 | 30 | 27 | 26 | 20 | 30 | 24 | 23 | 16 |
| 2022 | 21 | 20 | 29 | 34 | 30 | 30 | 24 | 20 | 27 | 15 | 15 | 21 |
| Robbery | | | | | | | | | | | | |
| 2019 | 24 | 30 | 37 | 43 | 44 | 28 | 53 | 34 | 38 | 33 | 34 | 30 |
| 2020 | 36 | 33 | 27 | 11 | 10 | 17 | 21 | 25 | 26 | 23 | 34 | 25 |
| 2021 | 20 | 26 | 21 | 30 | 11 | 21 | 16 | 14 | 25 | 18 | 11 | 6 |
| 2022 | 12 | 11 | 14 | 6 | 14 | 17 | 10 | 23 | 18 | 18 | 14 | 12 |
| Aggravated Assault | | | | | | | | | | | | |
| 2019 | 118 | 96 | 137 | 127 | 116 | 93 | 121 | 114 | 119 | 161 | 127 | 98 |
| 2020 | 131 | 138 | 103 | 48 | 40 | 72 | 73 | 108 | 109 | 115 | 113 | 85 |
| 2021 | 86 | 123 | 127 | 122 | 97 | 87 | 68 | 76 | 84 | 74 | 84 | 56 |
| 2022 | 45 | 69 | 95 | 82 | 69 | 84 | 78 | 87 | 74 | 72 | 97 | 93 |
| Burglary/Theft /Larceny | | | | | | | | | | | | |
| 2019 | 136 | 103 | 115 | 132 | 118 | 114 | 139 | 125 | 136 | 164 | 110 | 124 |
| 2020 | 146 | 102 | 113 | 26 | 28 | 66 | 61 | 64 | 72 | 82 | 64 | 57 |
| 2021 | 68 | 69 | 116 | 121 | 64 | 86 | 62 | 88 | 51 | 88 | 62 | 69 |
| 2022 | 56 | 86 | 87 | 98 | 84 | 109 | 89 | 103 | 89 | 112 | 93 | 66 |
| Motor Vehicle Theft | | | | | | | | | | | | |
| 2019 | 16 | 14 | 20 | 17 | 11 | 12 | 18 | 17 | 13 | 13 | 11 | 16 |
| 2020 | 15 | 7 | 12 | 0 | 4 | 8 | 2 | 4 | 11 | 2 | 6 | 6 |
| 2021 | 5 | 7 | 16 | 14 | 11 | 12 | 3 | 10 | 9 | 10 | 5 | 3 |
| 2022 | 8 | 11 | 10 | 4 | 8 | 5 | 6 | 8 | 5 | 10 | 5 | 9 |
| Controlled Substance – Non Drug Court | | | | | | | | | | | | |
| 2019 | 59 | 43 | 49 | 70 | 46 | 51 | 48 | 78 | 59 | 74 | 44 | 45 |
| 2020 | 74 | 61 | 55 | 12 | 16 | 26 | 35 | 41 | 26 | 34 | 41 | 33 |
| 2021 | 26 | 52 | 430 | 106 | 68 | 137 | 27 | 41 | 36 | 60 | 25 | 413 |
| 2022 | 15 | 25 | 22 | 22 | 21 | 24 | 23 | 21 | 12 | 10 | 22 | 24 |
| Drug Court | | | | | | | | | | | | |
| 2019 | 20 | 18 | 24 | 13 | 14 | 38 | 23 | 16 | 17 | 19 | 31 | 6 |
| 2020 | 21 | 30 | 22 | 20 | 21 | 12 | 18 | 7 | 29 | 23 | 16 | 10 |
| 2021 | 24 | 19 | 63 | 26 | 17 | 10 | 13 | 7 | 22 | 12 | 16 | 5 |
| 2022 | 12 | 16 | 6 | 20 | 7 | 9 | 11 | 3 | 7 | 5 | 5 | 3 |
| Other** | | | | | | | | | | | | |
| 2019 | 57 | 56 | 62 | 74 | 77 | 67 | 74 | 73 | 63 | 91 | 65 | 57 |
| 2020 | 66 | 71 | 66 | 32 | 21 | 49 | 63 | 50 | 48 | 68 | 41 | 53 |
| 2021 | 51 | 50 | 68 | 71 | 161 | 135 | 129 | 133 | 144 | 140 | 102 | 103 |
| 2022 | 122 | 155 | 139 | 149 | 143 | 147 | 133 | 175 | 164 | 148 | 106 | 127 |
| Criminal RALJ | | | | | | | | | | | | |
| 2019 | 17 | 11 | 7 | 15 | 10 | 7 | 6 | 13 | 7 | 18 | 15 | 8 |
| 2020 | 10 | 9 | 3 | 13 | 13 | 13 | 14 | 18 | 8 | 10 | 7 | 9 |
| 2021 | 11 | 5 | 10 | 5 | 4 | 6 | 3 | 22 | 6 | 2 | 1 | 2 |
| 2022 | 7 | 3 | 4 | 6 | 4 | 5 | 2 | 7 | 3 | 3 | 2 | 4 |
| MRJC as % of Total | | | | | | | | | | | | |
| 2019 | 44% | 42% | 39% | 37% | 44% | 40% | 42% | 40% | 43% | 44% | 38% | 41% |
| 2020 | 44% | 41% | 38% | 33% | 39% | 44% | 41% | 41% | 38% | 37% | 37% | 36% |
| 2021 | 38% | 37% | 37% | 32% | 39% | 33% | 34% | 41% | 42% | 43% | 40% | 35% |
| 2022 | 41% | 44% | 49% | 46% | 47% | 46% | 49% | 45% | 37% | 38% | 45% | 39% |

“Controlled Substance - Non Drug Court” are drug related cases that have never been accepted into drug court.

“Drug Court” are cases that have been formally accepted into drug court (identified by orders).

(*)The increase in resolution in March and December 2021 was due to the dismissal of drug possession cases based on the decision on State v. Blake case by the State Supreme Court.

(**) Starting January 2021, “failure to register as sex offender” cases are in the “other” category instead of in the “sex crime” category. This change was made in line with the reporting categories by Washington State Administrative Office of the Courts.

Table 3. Number of Cases Resolved and Resolution Category
King County Superior Court

| Crime Category | Dec 2021 | Jan 2022 | Feb 2022 | Mar 2022 | Apr 2022 | May 2022 | Jun 2022 | Jul 2022 | Aug 2022 | Sep 2022 | Oct 2022 | Nov 2022 | Dec 2022 |
|-------------------------------|------------|------------|------------|------------|------------|------------|------------|------------|------------|------------|------------|------------|------------|
| Homicide | 4 | 5 | 6 | 6 | 4 | 11 | 5 | 5 | 8 | 2 | 8 | 7 | 4 |
| Resolved by Jury Trial | 0 | 0 | 0 | 0 | 1 | 1 | 1 | 1 | 1 | 0 | 2 | 3 | 1 |
| Resolved by Non-Jury Trial | 0 | 0 | 0 | 0 | 0 | 0 | 0 | 0 | 0 | 0 | 0 | 0 | 0 |
| Resolved by Guilty Plea | 4 | 5 | 6 | 6 | 3 | 10 | 3 | 3 | 6 | 2 | 5 | 4 | 3 |
| Dismissal | 0 | 0 | 0 | 0 | 0 | 0 | 1 | 1 | 1 | 0 | 0 | 0 | 0 |
| Others | 0 | 0 | 0 | 0 | 0 | 0 | 0 | 0 | 0 | 0 | 1 | 0 | 0 |
| Sex Crime* | 16 | 21 | 20 | 29 | 34 | 30 | 30 | 24 | 20 | 27 | 15 | 15 | 21 |
| Resolved by Jury Trial | 0 | 0 | 0 | 4 | 3 | 1 | 3 | 3 | 4 | 5 | 4 | 4 | 4 |
| Resolved by Non-Jury Trial | 0 | 0 | 0 | 0 | 0 | 0 | 0 | 0 | 0 | 0 | 0 | 0 | 0 |
| Resolved by Guilty Plea | 15 | 14 | 17 | 20 | 23 | 22 | 23 | 19 | 14 | 13 | 9 | 7 | 14 |
| Dismissal | 1 | 7 | 3 | 5 | 8 | 7 | 4 | 2 | 2 | 9 | 2 | 4 | 2 |
| Others | 0 | 0 | 0 | 0 | 0 | 0 | 0 | 0 | 0 | 0 | 0 | 0 | 1 |
| Robbery | 6 | 12 | 11 | 14 | 6 | 14 | 17 | 10 | 23 | 18 | 18 | 14 | 12 |
| Resolved by Jury Trial | 1 | 0 | 0 | 0 | 0 | 1 | 0 | 0 | 1 | 0 | 0 | 1 | 0 |
| Resolved by Non-Jury Trial | 0 | 0 | 0 | 0 | 0 | 0 | 0 | 0 | 0 | 0 | 1 | 0 | 0 |
| Resolved by Guilty Plea | 4 | 12 | 11 | 11 | 5 | 11 | 15 | 10 | 18 | 17 | 11 | 13 | 9 |
| Dismissal | 1 | 0 | 0 | 2 | 1 | 2 | 2 | 0 | 4 | 1 | 6 | 0 | 3 |
| Others | 0 | 0 | 0 | 1 | 0 | 0 | 0 | 0 | 0 | 0 | 0 | 0 | 0 |
| Aggravated Assault | 56 | 45 | 69 | 95 | 82 | 69 | 84 | 78 | 87 | 74 | 72 | 97 | 93 |
| Resolved by Jury Trial | 4 | 0 | 0 | 4 | 3 | 4 | 0 | 1 | 2 | 2 | 2 | 3 | 3 |
| Resolved by Non-Jury Trial | 1 | 0 | 0 | 0 | 0 | 0 | 1 | 0 | 0 | 0 | 0 | 0 | 0 |
| Resolved by Guilty Plea | 41 | 34 | 59 | 73 | 65 | 56 | 66 | 60 | 70 | 59 | 52 | 73 | 78 |
| Dismissal | 10 | 9 | 10 | 17 | 13 | 9 | 17 | 17 | 15 | 13 | 18 | 21 | 12 |
| Others | 0 | 2 | 0 | 1 | 1 | 0 | 0 | 0 | 0 | 0 | 0 | 0 | 0 |
| Burglary/Theft/Larceny | 69 | 56 | 86 | 87 | 98 | 84 | 109 | 89 | 103 | 89 | 112 | 93 | 66 |
| Resolved by Jury Trial | 0 | 0 | 0 | 0 | 0 | 2 | 3 | 2 | 1 | 1 | 0 | 1 | 0 |
| Resolved by Non-Jury Trial | 0 | 0 | 0 | 0 | 0 | 0 | 0 | 0 | 1 | 0 | 0 | 0 | 0 |
| Resolved by Guilty Plea | 53 | 35 | 61 | 66 | 77 | 53 | 77 | 66 | 77 | 68 | 84 | 72 | 46 |
| Dismissal | 15 | 18 | 25 | 19 | 20 | 27 | 29 | 21 | 24 | 20 | 27 | 20 | 19 |
| Others | 1 | 3 | 0 | 2 | 1 | 2 | 0 | 0 | 0 | 0 | 1 | 0 | 1 |
| Motor Vehicle Theft | 3 | 8 | 11 | 10 | 4 | 8 | 5 | 6 | 8 | 5 | 10 | 5 | 9 |
| Resolved by Jury Trial | 0 | 0 | 0 | 0 | 0 | 0 | 0 | 0 | 0 | 0 | 0 | 0 | 0 |
| Resolved by Non-Jury Trial | 0 | 0 | 0 | 0 | 0 | 0 | 0 | 0 | 0 | 0 | 0 | 0 | 0 |
| Resolved by Guilty Plea | 2 | 7 | 10 | 8 | 4 | 4 | 1 | 3 | 6 | 4 | 8 | 2 | 7 |
| Dismissal | 1 | 1 | 1 | 2 | 0 | 4 | 4 | 3 | 2 | 1 | 2 | 3 | 2 |
| Others | 0 | 0 | 0 | 0 | 0 | 0 | 0 | 0 | 0 | 0 | 0 | 0 | 0 |
| Controlled Substance * | 413 | 15 | 25 | 22 | 22 | 21 | 24 | 23 | 21 | 12 | 10 | 22 | 24 |
| Resolved by Jury Trial | 0 | 0 | 0 | 0 | 0 | 0 | 1 | 0 | 0 | 0 | 0 | 0 | 0 |
| Resolved by Non-Jury Trial | 0 | 0 | 0 | 0 | 0 | 0 | 9 | 0 | 0 | 0 | 0 | 0 | 0 |
| Resolved by Guilty Plea | 8 | 6 | 12 | 14 | 16 | 11 | 14 | 8 | 8 | 5 | 6 | 10 | 12 |
| Dismissal | 405 | 8 | 13 | 8 | 6 | 10 | 0 | 15 | 13 | 7 | 4 | 12 | 11 |
| Others | 0 | 1 | 0 | 0 | 0 | 0 | 9 | 0 | 0 | 0 | 0 | 0 | 1 |
| Drug Court | 5 | 12 | 16 | 6 | 20 | 7 | 0 | 11 | 3 | 7 | 5 | 5 | 3 |
| Resolved by Non-Jury Trial | 0 | 1 | 1 | 0 | 2 | 0 | 0 | 0 | 0 | 0 | 0 | 0 | 2 |
| Resolved by Guilty Plea | 1 | 0 | 3 | 0 | 4 | 0 | 3 | 0 | 1 | 1 | 2 | 4 | 0 |
| Dismissal | 4 | 11 | 12 | 6 | 14 | 7 | 6 | 11 | 1 | 6 | 3 | 1 | 1 |
| Others | 0 | 0 | 0 | 0 | 0 | 0 | 0 | 0 | 1 | 0 | 0 | 0 | 0 |
| Other* | 103 | 122 | 155 | 139 | 149 | 143 | 147 | 133 | 175 | 164 | 148 | 106 | 127 |
| Resolved by Jury Trial | 4 | 0 | 1 | 3 | 0 | 1 | 0 | 1 | 1 | 2 | 1 | 2 | 2 |
| Resolved by Non-Jury Trial | 0 | 0 | 0 | 0 | 0 | 0 | 0 | 0 | 0 | 0 | 0 | 0 | 0 |
| Resolved by Guilty Plea | 66 | 71 | 92 | 92 | 101 | 89 | 93 | 75 | 118 | 110 | 90 | 64 | 73 |
| Dismissal | 32 | 47 | 61 | 43 | 48 | 52 | 54 | 57 | 56 | 51 | 57 | 40 | 52 |
| Others | 1 | 4 | 1 | 1 | 0 | 1 | 0 | 0 | 0 | 1 | 0 | 0 | 0 |
| Criminal RALJ | 2 | 7 | 3 | 4 | 6 | 4 | 5 | 2 | 7 | 3 | 3 | 2 | 4 |
| RALJ Decision | 0 | 3 | 1 | 4 | 4 | 3 | 0 | 1 | 3 | 2 | 3 | 2 | 1 |
| Dismissal | 2 | 4 | 2 | 0 | 2 | 1 | 5 | 1 | 4 | 1 | 0 | 0 | 3 |
| Others | 0 | 0 | 0 | 0 | 0 | 0 | 0 | 0 | 0 | 0 | 0 | 0 | 0 |

“Controlled Substance - Non Drug Court” are drug related cases that have never been accepted into drug court.

“Drug Court” are cases that have been formally accepted into drug court (identified by orders).

(*)The increase in resolution in March and December 2021 was due to the dismissal of drug possession cases based on the decision on State v. Blake case by the State Supreme Court.

(**) Starting January 2021, “failure to register as sex offender” cases are in the “other” category instead of in the “sex crime” category. This change was made in line with the reporting categories by Washington State Administrative Office of the Courts.

Table 4. Age (days) of Resolved Cases
King County Superior Court

| Crime Category | Dec 2021 | Jan 2022 | Feb 2022 | Mar 2022 | Apr 2022 | May 2022 | Jun 2022 | Jul 2022 | Aug 2022 | Sep 2022 | Oct 2022 | Nov 2022 | Dec 2022 |
|-------------------------------------|--------------------|----------|----------|----------|----------|----------|----------|----------|----------|----------|----------|----------|----------|
| All Resolutions (excl. RALJ) | | | | | | | | | | | | | |
| Number of Resolutions | 677 | 303 | 402 | 412 | 435 | 391 | 435 | 381 | 455 | 401 | 401 | 366 | 363 |
| 50% Cases Resolved by Day | 14 ⁽¹⁾ | 268 | 271 | 292 | 291 | 235 | 225 | 233 | 232 | 241 | 259 | 246 | 182 |
| Average Days to Resolution | 203 ⁽¹⁾ | 555 | 427 | 424 | 383 | 359 | 323 | 356 | 311 | 317 | 347 | 332 | 288 |
| Homicide* | | | | | | | | | | | | | |
| Number of Resolutions | 4 | 5 | 6 | 6 | 4 | 11 | 5 | 5 | 8 | 2 | 8 | 7 | 4 |
| 50% Cases Resolved by Day | 583 | 541 | 428 | 965 | 822 | 1028 | 987 | 798 | 657 | 1026 | 683 | 805 | 822 |
| Average Days to Resolution | 637 | 626 | 454 | 838 | 828 | 978 | 773 | 790 | 660 | 1026 | 738 | 780 | 733 |
| Sex Crime** | | | | | | | | | | | | | |
| Number of Resolutions | 16 | 21 | 20 | 29 | 34 | 30 | 30 | 24 | 20 | 27 | 15 | 15 | 21 |
| 50% Cases Resolved by Day | 416 | 506 | 381 | 538 | 596 | 498 | 510 | 666 | 582 | 575 | 594 | 600 | 603 |
| Average Days to Resolution | 483 | 508 | 407 | 497 | 609 | 501 | 516 | 665 | 649 | 631 | 540 | 591 | 568 |
| Robbery | | | | | | | | | | | | | |
| Number of Resolutions | 6 | 12 | 11 | 14 | 6 | 14 | 17 | 10 | 23 | 18 | 18 | 14 | 12 |
| 50% Cases Resolved by Day | 256 | 127 | 285 | 230 | 273 | 396 | 378 | 267 | 250 | 311 | 197 | 332 | 236 |
| Average Days to Resolution | 342 | 200 | 287 | 945 | 324 | 421 | 442 | 252 | 297 | 403 | 244 | 381 | 236 |
| Aggravated Assault | | | | | | | | | | | | | |
| Number of Resolutions | 56 | 44 | 69 | 95 | 82 | 69 | 84 | 78 | 87 | 74 | 72 | 97 | 93 |
| 50% Cases Resolved by Day | 286 | 204 | 160 | 258 | 190 | 210 | 151 | 157 | 222 | 231 | 231 | 187 | 146 |
| Average Days to Resolution | 299 | 510 | 259 | 400 | 377 | 281 | 245 | 225 | 300 | 327 | 279 | 263 | 189 |
| Burglary/Theft/Larceny | | | | | | | | | | | | | |
| Number of Resolutions | 69 | 56 | 86 | 87 | 98 | 84 | 109 | 89 | 103 | 89 | 112 | 93 | 66 |
| 50% Cases Resolved by Day | 342 | 493 | 226 | 289 | 335 | 245 | 217 | 236 | 241 | 253 | 309 | 330 | 202 |
| Average Days to Resolution | 364 | 790 | 315 | 501 | 370 | 292 | 303 | 341 | 343 | 345 | 444 | 360 | 367 |
| Motor Vehicle Theft | | | | | | | | | | | | | |
| Number of Resolutions | 3 | 8 | 11 | 10 | 4 | 8 | 5 | 6 | 8 | 5 | 10 | 5 | 9 |
| 50% Cases Resolved by Day | 194 | 209 | 276 | 241 | 401 | 263 | 330 | 506 | 286 | 719 | 299 | 14 | 349 |
| Average Days to Resolution | 362 | 255 | 280 | 287 | 393 | 357 | 409 | 435 | 364 | 633 | 351 | 181 | 390 |
| Controlled Substance | | | | | | | | | | | | | |
| Number of Resolutions | 413 | 16 | 25 | 22 | 22 | 21 | 24 | 23 | 21 | 12 | 10 | 22 | 24 |
| 50% Cases Resolved by Day | 8 ⁽¹⁾ | 407 | 482 | 426 | 481 | 233 | 330 | 589 | 329 | 116 | 309 | 215 | 154 |
| Average Days to Resolution | 30 ⁽¹⁾ | 867 | 445 | 447 | 507 | 936 | 480 | 863 | 372 | 193 | 323 | 372 | 383 |
| Drug Court | | | | | | | | | | | | | |
| Number of Resolutions | 5 | 12 | 16 | 6 | 20 | 7 | 9 | 11 | 3 | 7 | 5 | 5 | 3 |
| 50% Cases Resolved by Day | 267 | 701 | 686 | 377 | 774 | 739 | 643 | 740 | 392 | 364 | 1042 | 549 | 503 |
| Average Days to Resolution | 273 | 830 | 703 | 480 | 750 | 619 | 560 | 832 | 588 | 512 | 1100 | 614 | 602 |
| Other** | | | | | | | | | | | | | |
| Number of Resolutions | 103 | 122 | 155 | 139 | 149 | 143 | 147 | 133 | 175 | 164 | 148 | 106 | 127 |
| 50% Cases Resolved by Day | 215 | 187 | 217 | 287 | 202 | 163 | 203 | 163 | 162 | 133 | 183 | 186 | 144 |
| Average Days to Resolution | 668 | 472 | 555 | 312 | 271 | 259 | 276 | 250 | 230 | 220 | 255 | 284 | 233 |
| Criminal RALJ | | | | | | | | | | | | | |
| Number of Resolutions | 2 | 7 | 3 | 4 | 6 | 4 | 5 | 2 | 7 | 3 | 3 | 2 | 4 |
| 50% Cases Resolved by Day | 58 | 267 | 172 | 371 | 219 | 226 | 186 | 203 | 213 | 371 | 330 | 226 | 191 |
| Average Days to Resolution | 58 | 281 | 369 | 357 | 249 | 225 | 190 | 203 | 310 | 290 | 357 | 226 | 234 |

“Controlled Substance - Non Drug Court” are drug related cases that have never been accepted into drug court.

“Drug Court” are cases that have been formally accepted into drug court (identified by orders).

(*) Due to small number of resolutions in this category, the age statistics for homicides are expected to vary considerably.

(**) Starting January 2021, “failure to register as sex offender” cases are in the “other” category instead of in the “sex crime” category. This change was made in line with the reporting categories by Washington State Administrative Office of the Courts.

(1) In December 2021, the dismissal of a significant number of Blake cases from the warrant status resulted in the decrease in resolution age.

Table 5. Pending Criminal Cases
King County Superior Court

| Crime Category | Dec 2021 | Jan 2022 | Feb 2022 | Mar 2022 | Apr 2022 | May 2022 | Jun 2022 | Jul 2022 | Aug 2022 | Sep 2022 | Oct 2022 | Nov 2022 | Dec 2022 |
|--|-------------|-------------|-------------|-------------|-------------|-------------|-------------|-------------|-------------|-------------|-------------|-------------|-------------|
| Total | | | | | | | | | | | | | |
| Previous Pending | 5002 | 4889 | 4898 | 4858 | 4845 | 4530 | 4308 | 4279 | 4219 | 4191 | 4258 | 4168 | 4220 |
| New Filing | 430 | 382 | 396 | 429 | 406 | 408 | 458 | 354 | 434 | 428 | 402 | 480 | 432 |
| Resolved | 677 | 303 | 402 | 412 | 425 | 391 | 435 | 381 | 455 | 401 | 401 | 366 | 363 |
| End Pending | 4889 | 4898 | 4858 | 4845 | 4530 | 4308 | 4279 | 4219 | 4191 | 4258 | 4168 | 4220 | 4340 |
| Homicide | | | | | | | | | | | | | |
| Previous Pending | 223 | 224 | 220 | 220 | 215 | 214 | 206 | 209 | 207 | 211 | 217 | 217 | 215 |
| New Filing | 7 | 7 | 7 | 3 | 6 | 7 | 9 | 4 | 17 | 4 | 9 | 6 | 3 |
| Resolved | 4 | 5 | 6 | 6 | 4 | 11 | 5 | 5 | 8 | 2 | 8 | 7 | 4 |
| End Pending | 224 | 220 | 220 | 215 | 214 | 206 | 209 | 207 | 211 | 217 | 217 | 215 | 214 |
| Sex Crime* | | | | | | | | | | | | | |
| Previous Pending | 556 | 551 | 560 | 557 | 552 | 526 | 510 | 498 | 488 | 488 | 490 | 491 | 503 |
| New Filing | 31 | 30 | 28 | 22 | 34 | 30 | 16 | 22 | 22 | 32 | 26 | 32 | 28 |
| Resolved | 16 | 21 | 20 | 29 | 34 | 30 | 30 | 24 | 20 | 27 | 15 | 15 | 21 |
| End Pending | 551 | 560 | 557 | 552 | 526 | 510 | 498 | 488 | 488 | 490 | 491 | 503 | 509 |
| Robbery | | | | | | | | | | | | | |
| Previous Pending | 248 | 245 | 245 | 246 | 248 | 265 | 250 | 246 | 240 | 228 | 237 | 222 | 220 |
| New Filing | 24 | 27 | 32 | 28 | 27 | 19 | 25 | 21 | 39 | 24 | 18 | 22 | 25 |
| Resolved | 6 | 12 | 11 | 14 | 6 | 14 | 17 | 10 | 23 | 18 | 18 | 14 | 12 |
| End Pending | 245 | 240 | 246 | 248 | 265 | 250 | 246 | 240 | 228 | 237 | 222 | 220 | 219 |
| Aggravated Assault | | | | | | | | | | | | | |
| Previous Pending | 982 | 981 | 1010 | 993 | 983 | 943 | 912 | 903 | 908 | 874 | 892 | 861 | 852 |
| New Filing | 125 | 115 | 103 | 137 | 117 | 104 | 107 | 102 | 98 | 113 | 79 | 129 | 110 |
| Resolved | 56 | 45 | 69 | 95 | 82 | 69 | 84 | 78 | 87 | 74 | 72 | 97 | 93 |
| End Pending | 981 | 1010 | 993 | 983 | 943 | 912 | 903 | 908 | 874 | 892 | 861 | 852 | 848 |
| Burglary/Theft/Larceny | | | | | | | | | | | | | |
| Previous Pending | 1542 | 1486 | 1485 | 1487 | 1509 | 1376 | 1275 | 1271 | 1210 | 1216 | 1223 | 1172 | 1185 |
| New Filing | 153 | 98 | 138 | 129 | 123 | 130 | 157 | 86 | 132 | 118 | 137 | 127 | 141 |
| Resolved | 69 | 56 | 86 | 87 | 98 | 84 | 109 | 89 | 103 | 89 | 112 | 93 | 66 |
| End Pending | 1486 | 1485 | 1487 | 1509 | 1376 | 1275 | 1271 | 1210 | 1216 | 1223 | 1172 | 1185 | 1253 |
| Motor Vehicle Theft | | | | | | | | | | | | | |
| Previous Pending | 163 | 137 | 150 | 153 | 153 | 138 | 116 | 112 | 105 | 110 | 111 | 106 | 109 |
| New Filing | 13 | 14 | 17 | 10 | 11 | 12 | 10 | 10 | 9 | 11 | 15 | 11 | 11 |
| Resolved | 3 | 8 | 11 | 10 | 4 | 8 | 5 | 6 | 8 | 5 | 10 | 5 | 9 |
| End Pending | 137 | 150 | 153 | 153 | 138 | 116 | 112 | 105 | 110 | 111 | 106 | 109 | 100 |
| Controlled Substance - Non Drug Court | | | | | | | | | | | | | |
| Previous Pending | 334 | 316 | 311 | 292 | 286 | 229 | 220 | 208 | 207 | 217 | 222 | 224 | 240 |
| Resolved | 413 | 15 | 25 | 22 | 22 | 21 | 24 | 23 | 21 | 12 | 25 | 22 | 24 |
| End Pending | 316 | 311 | 292 | 286 | 229 | 220 | 208 | 207 | 217 | 222 | 224 | 240 | 246 |
| Drug Court | | | | | | | | | | | | | |
| Previous Pending | 150 | 150 | 141 | 142 | 132 | 141 | 154 | 160 | 151 | 162 | 163 | 166 | 160 |
| New Enrollment | 1 | 7 | 12 | 12 | 16 | 27 | 7 | 18 | 3 | 12 | 10 | 9 | 20 |
| Resolved | 5 | 12 | 16 | 6 | 20 | 7 | 9 | 11 | 3 | 7 | 5 | 5 | 3 |
| End Pending | 150 | 141 | 142 | 152 | 141 | 154 | 160 | 151 | 162 | 163 | 166 | 160 | 176 |
| Other | | | | | | | | | | | | | |
| Previous Pending | 766 | 759 | 744 | 730 | 710 | 666 | 633 | 641 | 669 | 655 | 667 | 672 | 694 |
| New Filing | 62 | 75 | 47 | 79 | 75 | 70 | 108 | 81 | 100 | 97 | 89 | 114 | 80 |
| Resolved | 103 | 122 | 155 | 139 | 149 | 143 | 147 | 133 | 175 | 164 | 164 | 106 | 127 |
| End Pending | 759 | 744 | 730 | 710 | 666 | 633 | 641 | 669 | 655 | 667 | 672 | 694 | 729 |
| Criminal RALJ | | | | | | | | | | | | | |
| Previous Pending | 38 | 40 | 37 | 38 | 37 | 32 | 32 | 31 | 34 | 30 | 36 | 37 | 42 |
| New Filing | 4 | 4 | 5 | 2 | 1 | 5 | 3 | 7 | 2 | 8 | 4 | 8 | 4 |
| Resolved | 2 | 7 | 3 | 4 | 6 | 4 | 5 | 2 | 7 | 3 | 3 | 2 | 4 |
| End Pending | 40 | 37 | 38 | 37 | 32 | 32 | 31 | 34 | 30 | 36 | 37 | 42 | 42 |
| Total Pending Caseload | | | | | | | | | | | | | |
| SEA (%) | 57% | 57% | 57% | 57% | 57% | 57% | 54% | 58% | 60% | 59% | 59% | 60% | 59% |
| MRJC (%) | 43% | 43% | 43% | 43% | 43% | 43% | 46% | 42% | 40% | 41% | 41% | 40% | 41% |

Drug court cases are identified by orders.

(*) Starting January 2021, "failure to register as sex offender" cases are in the "other" category instead of in the "sex crime" category. This change was made in line with the reporting categories by Washington State Administrative Office of the Courts.

Table 6. Age (days) of Pending Cases
King County Superior Court

| Crime Category | Dec 2021 | Jan 2022 | Feb 2022 | Mar 2022 | Apr 2022 | May 2022 | Jun 2022 | Jul 2022 | Aug 2022 | Sep 2022 | Oct 2022 | Nov 2022 | Dec 2022 |
|---------------------------------|----------|----------|----------|----------|----------|----------|----------|----------|----------|----------|----------|----------|----------|
| All Pending (excl. RALJ) | | | | | | | | | | | | | |
| Number of Pending Cases | 4889 | 4898 | 4858 | 4845 | 4530 | 4308 | 4279 | 4219 | 4191 | 4258 | 4168 | 4220 | 4340 |
| Median Days (50%tile) | 271 | 277 | 270 | 255 | 241 | 239 | 234 | 236 | 239 | 229 | 232 | 224 | 220 |
| Average Days | 332 | 341 | 344 | 344 | 331 | 333 | 330 | 328 | 332 | 326 | 330 | 328 | 326 |
| Homicide | | | | | | | | | | | | | |
| Number of Pending Cases | 224 | 220 | 220 | 215 | 214 | 206 | 209 | 207 | 211 | 217 | 217 | 215 | 214 |
| Median Days (50%tile) | 436 | 457 | 455 | 473 | 484 | 469 | 491 | 495 | 457 | 464 | 470 | 483 | 509 |
| Average Days | 484 | 509 | 520 | 530 | 544 | 535 | 543 | 538 | 531 | 534 | 540 | 541 | 560 |
| Sex Crime* | | | | | | | | | | | | | |
| Number of Pending Cases | 551 | 560 | 557 | 552 | 526 | 510 | 498 | 488 | 488 | 490 | 491 | 503 | 509 |
| Median Days (50%tile) | 341 | 357 | 368 | 382 | 386 | 381 | 375 | 373 | 349 | 336 | 356 | 364 | 360 |
| Average Days | 388 | 397 | 408 | 416 | 410 | 412 | 416 | 420 | 417 | 408 | 419 | 425 | 428 |
| Robbery | | | | | | | | | | | | | |
| Number of Pending Cases | 245 | 240 | 246 | 248 | 265 | 250 | 246 | 240 | 228 | 237 | 222 | 220 | 219 |
| Median Days (50%tile) | 177 | 193 | 191 | 191 | 204 | 200 | 194 | 200 | 204 | 204 | 223 | 222 | 209 |
| Average Days | 257 | 272 | 275 | 272 | 276 | 280 | 269 | 282 | 287 | 271 | 284 | 285 | 291 |
| Aggravated Assault | | | | | | | | | | | | | |
| Number of Pending Cases | 981 | 1010 | 993 | 983 | 943 | 912 | 903 | 908 | 874 | 892 | 861 | 852 | 848 |
| Median Days (50%tile) | 183 | 180 | 181 | 172 | 165 | 170 | 178 | 185 | 190 | 179 | 187 | 180 | 186 |
| Average Days | 258 | 262 | 261 | 256 | 249 | 250 | 254 | 258 | 264 | 254 | 263 | 259 | 261 |
| Burglary/Theft/Larceny | | | | | | | | | | | | | |
| Number of Pending Cases | 1486 | 1485 | 1487 | 1509 | 1376 | 1275 | 1271 | 1210 | 1216 | 1223 | 1172 | 1185 | 1253 |
| Median Days (50%tile) | 280 | 280 | 274 | 249 | 233 | 233 | 219 | 229 | 219 | 218 | 214 | 197 | 201 |
| Average Days | 321 | 333 | 338 | 331 | 315 | 320 | 312 | 315 | 313 | 311 | 311 | 303 | 297 |
| Motor Vehicle Theft | | | | | | | | | | | | | |
| Number of Pending Cases | 137 | 150 | 153 | 153 | 138 | 116 | 112 | 105 | 110 | 111 | 106 | 109 | 104 |
| Median Days (50%tile) | 341 | 341 | 304 | 294 | 274 | 196 | 208 | 189 | 208 | 205 | 221 | 217 | 234 |
| Average Days | 354 | 357 | 358 | 358 | 346 | 318 | 324 | 313 | 325 | 321 | 309 | 315 | 320 |
| Controlled Substance | | | | | | | | | | | | | |
| Number of Pending Cases | 316 | 311 | 292 | 286 | 229 | 220 | 208 | 207 | 217 | 222 | 224 | 240 | 246 |
| Median Days (50%tile) | 406 | 434 | 418 | 411 | 366 | 338 | 260 | 186 | 195 | 193 | 175 | 176 | 176 |
| Median Days (50%tile) | 442 | 457 | 453 | 447 | 438 | 428 | 389 | 371 | 368 | 359 | 350 | 375 | 331 |
| Drug Court | | | | | | | | | | | | | |
| Number of Pending Cases | 150 | 141 | 142 | 152 | 141 | 154 | 160 | 151 | 162 | 163 | 166 | 160 | 176 |
| Median Days (50%tile) | 599 | 615 | 598 | 603 | 538 | 551 | 569 | 586 | 573 | 609 | 632 | 655 | 592 |
| Average Days | 625 | 640 | 636 | 641 | 632 | 624 | 637 | 634 | 632 | 665 | 669 | 667 | 661 |
| Other* | | | | | | | | | | | | | |
| Number of Pending Cases | 759 | 744 | 730 | 710 | 666 | 633 | 641 | 669 | 655 | 667 | 672 | 694 | 729 |
| Median Days (50%tile) | 226 | 237 | 221 | 212 | 200 | 203 | 197 | 182 | 188 | 171 | 167 | 160 | 157 |
| Average Days | 283 | 298 | 297 | 303 | 278 | 275 | 268 | 262 | 266 | 258 | 256 | 251 | 251 |
| Criminal RALJ | | | | | | | | | | | | | |
| Number of Pending Cases | 40 | 37 | 38 | 37 | 32 | 32 | 31 | 34 | 30 | 36 | 37 | 42 | 42 |
| Median Days (50%tile) | 132 | 146 | 137 | 148 | 161 | 137 | 156 | 157 | 122 | 107 | 113 | 126 | 109 |
| Average Days | 195 | 194 | 172 | 182 | 197 | 195 | 211 | 179 | 194 | 169 | 168 | 174 | 165 |

“Controlled Substance - Non Drug Court” are drug related cases that have never been accepted into drug court.
“Drug Court” are cases that have been formally accepted into drug court (identified by orders).

(*) Starting January 2021, “failure to register as sex offender” cases are in the “other” category instead of in the “sex crime” category. This change was made in line with the reporting categories by Washington State Administrative Office of the Courts.

Table 7. Age Intervals of Pending Criminal Cases
King County Superior Court

| Crime Category | Dec 2021 | Jan 2022 | Feb 2022 | Mar 2022 | Apr 2022 | May 2022 | Jun 2022 | Jul 2022 | Aug 2022 | Sep 2022 | Oct 2022 | Nov 2022 | Dec 2022 |
|---------------------------------------|-------------|-------------|-------------|-------------|-------------|-------------|-------------|-------------|-------------|-------------|-------------|-------------|-------------|
| Total # Cases | 4889 | 4898 | 4858 | 4845 | 4530 | 4308 | 4279 | 4219 | 4191 | 4258 | 4168 | 4220 | 4340 |
| 0 - 120 days (0 - 4 months) | 1411 | 1384 | 1361 | 1413 | 1379 | 1305 | 1313 | 1286 | 1293 | 1401 | 1332 | 1408 | 1465 |
| 121-180 days (5 - 6 months) | 481 | 493 | 508 | 502 | 476 | 446 | 474 | 489 | 419 | 410 | 450 | 457 | 451 |
| 181-270 days (7 - 9 months) | 549 | 534 | 563 | 591 | 588 | 576 | 568 | 541 | 555 | 563 | 534 | 500 | 526 |
| > 270 days (> 9 months) | 2448 | 2487 | 2426 | 2339 | 2087 | 1981 | 1924 | 1903 | 1924 | 1884 | 1852 | 1855 | 1898 |
| Homicide # Cases | 224 | 220 | 220 | 215 | 214 | 206 | 209 | 207 | 211 | 217 | 217 | 215 | 214 |
| 0 - 120 days (0 - 4 months) | 37 | 32 | 29 | 25 | 22 | 22 | 20 | 22 | 30 | 35 | 36 | 37 | 27 |
| 121-180 days (5 - 6 months) | 18 | 18 | 17 | 18 | 15 | 10 | 12 | 12 | 8 | 8 | 9 | 11 | 18 |
| 181-270 days (7 - 9 months) | 21 | 19 | 26 | 25 | 28 | 26 | 25 | 19 | 18 | 17 | 17 | 12 | 13 |
| > 270 days (> 9 months) | 148 | 151 | 148 | 147 | 149 | 148 | 152 | 154 | 155 | 157 | 155 | 155 | 156 |
| Sex Crime* # Cases | 551 | 560 | 557 | 552 | 526 | 510 | 498 | 488 | 488 | 490 | 491 | 503 | 509 |
| 0 - 120 days (0 - 4 months) | 101 | 111 | 106 | 103 | 104 | 99 | 95 | 90 | 86 | 93 | 89 | 97 | 99 |
| 121-180 days (5 - 6 months) | 42 | 43 | 44 | 49 | 47 | 40 | 44 | 41 | 42 | 47 | 41 | 35 | 38 |
| 181-270 days (7 - 9 months) | 61 | 45 | 51 | 49 | 55 | 64 | 61 | 63 | 61 | 60 | 62 | 60 | 63 |
| > 270 days (> 9 months) | 347 | 361 | 356 | 351 | 320 | 307 | 298 | 294 | 299 | 290 | 299 | 311 | 309 |
| Robbery # Cases | 245 | 240 | 246 | 248 | 265 | 250 | 246 | 240 | 228 | 237 | 222 | 220 | 219 |
| 0 - 120 days (0 - 4 months) | 95 | 84 | 86 | 93 | 97 | 91 | 86 | 69 | 66 | 85 | 76 | 83 | 78 |
| 121-180 days (5 - 6 months) | 30 | 29 | 34 | 26 | 25 | 27 | 32 | 42 | 31 | 20 | 20 | 18 | 22 |
| 181-270 days (7 - 9 months) | 29 | 33 | 27 | 34 | 41 | 37 | 38 | 34 | 38 | 45 | 41 | 30 | 24 |
| > 270 days (> 9 months) | 91 | 94 | 99 | 95 | 102 | 95 | 90 | 95 | 93 | 87 | 85 | 89 | 95 |
| Aggravated Assault # Cases | 981 | 1010 | 993 | 983 | 943 | 912 | 903 | 908 | 874 | 892 | 861 | 852 | 848 |
| 0 - 120 days (0 - 4 months) | 373 | 388 | 380 | 382 | 373 | 339 | 332 | 338 | 312 | 338 | 309 | 319 | 324 |
| 121-180 days (5 - 6 months) | 116 | 119 | 115 | 129 | 131 | 133 | 124 | 107 | 101 | 111 | 109 | 108 | 95 |
| 181-270 days (7 - 9 months) | 126 | 133 | 136 | 129 | 125 | 130 | 142 | 152 | 144 | 131 | 125 | 109 | 118 |
| > 270 days (> 9 months) | 366 | 370 | 362 | 343 | 314 | 310 | 305 | 311 | 317 | 312 | 318 | 316 | 311 |
| Burglary/Theft/Larceny # Cases | 1486 | 1485 | 1487 | 1509 | 1376 | 1275 | 1271 | 1210 | 1216 | 1223 | 1172 | 1185 | 1253 |
| 0 - 120 days (0 - 4 months) | 442 | 426 | 415 | 458 | 435 | 406 | 413 | 375 | 398 | 420 | 389 | 424 | 457 |
| 121-180 days (5 - 6 months) | 137 | 152 | 160 | 142 | 140 | 133 | 142 | 158 | 127 | 116 | 143 | 132 | 132 |
| 181-270 days (7 - 9 months) | 157 | 147 | 163 | 193 | 186 | 165 | 165 | 142 | 156 | 161 | 153 | 150 | 158 |
| > 270 days (> 9 months) | 750 | 760 | 749 | 716 | 615 | 571 | 551 | 535 | 535 | 526 | 487 | 479 | 506 |
| Motor vehicle Theft # Cases | 137 | 150 | 153 | 153 | 138 | 116 | 112 | 105 | 110 | 111 | 106 | 109 | 104 |
| 0 - 120 days (0 - 4 months) | 35 | 42 | 40 | 42 | 40 | 40 | 40 | 35 | 38 | 36 | 38 | 34 | 33 |
| 121-180 days (5 - 6 months) | 12 | 10 | 14 | 15 | 13 | 14 | 10 | 14 | 15 | 10 | 9 | 15 | 13 |
| 181-270 days (7 - 9 months) | 13 | 14 | 19 | 16 | 16 | 12 | 13 | 16 | 17 | 24 | 15 | 16 | 13 |
| > 270 days (> 9 months) | 77 | 84 | 80 | 80 | 69 | 50 | 49 | 40 | 40 | 41 | 44 | 44 | 45 |
| Controlled Substance # Cases | 316 | 311 | 292 | 286 | 229 | 220 | 208 | 207 | 217 | 222 | 224 | 240 | 246 |
| 0 - 120 days (0 - 4 months) | 48 | 48 | 51 | 65 | 63 | 67 | 74 | 77 | 81 | 84 | 87 | 89 | 99 |
| 121-180 days (5 - 6 months) | 31 | 18 | 24 | 18 | 7 | 10 | 20 | 24 | 22 | 21 | 27 | 33 | 26 |
| 181-270 days (7 - 9 months) | 27 | 36 | 26 | 23 | 21 | 16 | 13 | 10 | 20 | 28 | 28 | 31 | 33 |
| > 270 days (> 9 months) | 210 | 209 | 191 | 180 | 138 | 127 | 101 | 96 | 94 | 89 | 82 | 87 | 88 |
| Drug Court # Cases | 150 | 141 | 142 | 152 | 141 | 154 | 160 | 151 | 162 | 163 | 166 | 160 | 176 |
| 0 - 120 days (0 - 4 months) | 15 | 8 | 9 | 8 | 9 | 8 | 11 | 13 | 16 | 14 | 9 | 14 | 15 |
| 121-180 days (5 - 6 months) | 4 | 9 | 9 | 8 | 7 | 7 | 7 | 6 | 4 | 6 | 12 | 8 | 5 |
| 181-270 days (7 - 9 months) | 11 | 9 | 9 | 12 | 12 | 17 | 12 | 10 | 12 | 10 | 6 | 10 | 16 |
| > 270 days (> 9 months) | 120 | 115 | 115 | 124 | 113 | 122 | 130 | 122 | 130 | 133 | 139 | 128 | 140 |
| Other* # Cases | 759 | 744 | 730 | 710 | 666 | 633 | 641 | 669 | 655 | 667 | 672 | 694 | 729 |
| 0 - 120 days (0 - 4 months) | 249 | 231 | 227 | 223 | 224 | 220 | 232 | 251 | 251 | 277 | 278 | 292 | 311 |
| 121-180 days (5 - 6 months) | 81 | 83 | 85 | 89 | 83 | 66 | 75 | 82 | 67 | 66 | 74 | 89 | 93 |
| 181-270 days (7 - 9 months) | 98 | 93 | 96 | 100 | 98 | 104 | 95 | 89 | 84 | 83 | 83 | 75 | 84 |
| > 270 days (> 9 months) | 331 | 337 | 322 | 298 | 261 | 243 | 239 | 247 | 253 | 241 | 237 | 238 | 241 |
| Criminal RALJ # Cases | 40 | 37 | 38 | 37 | 32 | 32 | 31 | 34 | 30 | 36 | 37 | 42 | 42 |
| 0 - 120 days (0 - 4 months) | 16 | 14 | 18 | 14 | 12 | 13 | 10 | 16 | 15 | 19 | 21 | 19 | 22 |
| 121-180 days (5 - 6 months) | 10 | 12 | 6 | 8 | 8 | 6 | 8 | 3 | 2 | 5 | 6 | 8 | 9 |
| 181-270 days (7 - 9 months) | 6 | 5 | 10 | 10 | 6 | 5 | 4 | 6 | 5 | 4 | 4 | 7 | 4 |
| > 270 days (> 9 months) | 8 | 6 | 4 | 5 | 6 | 8 | 9 | 9 | 8 | 8 | 6 | 8 | 7 |

“Controlled Substance - Non Drug Court” are drug related cases that have never been accepted into drug court.
“Drug Court” are cases that have been formally accepted into drug court (identified by orders).

(*) Starting January 2021, “failure to register as sex offender” cases are in the “other” category instead of in the “sex crime” category. This change was made in line with the reporting categories by Washington State Administrative Office of the Courts.

Table 8. Comparison between SEA/KNT: Filings, Resolutions, and Pending Caseload
King County Superior Court

| | Dec 2021 | Jan 2022 | Feb 2022 | Mar 2022 | Apr 2022 | May 2022 | Jun 2022 | Jul 2022 | Aug 2022 | Sep 2022 | Oct 2022 | Nov 2022 | Dec 2022 |
|----------------------------|-------------|-------------|-------------|-------------|-------------|-------------|-------------|-------------|-------------|-------------|-------------|-------------|-------------|
| Total Filings | 430 | 382 | 396 | 429 | 406 | 408 | 458 | 354 | 434 | 428 | 402 | 480 | 432 |
| SEA - # of Cases Filed | 224 | 221 | 264 | 266 | 244 | 244 | 292 | 233 | 277 | 263 | 278 | 277 | 253 |
| MRJC - # of Cases Filed | 206 | 161 | 132 | 163 | 162 | 164 | 166 | 121 | 157 | 165 | 124 | 203 | 179 |
| SEA % | 52% | 58% | 67% | 62% | 60% | 60% | 64% | 66% | 64% | 61% | 69% | 58% | 59% |
| MRJC % | 48% | 42% | 33% | 38% | 40% | 40% | 36% | 34% | 36% | 39% | 31% | 42% | 41% |
| Total Resolutions | 677 | 303 | 402 | 412 | 425 | 391 | 435 | 381 | 455 | 401 | 401 | 366 | 363 |
| SEA - # of Cases Resolved | 443 | 178 | 224 | 210 | 228 | 208 | 234 | 193 | 252 | 254 | 247 | 200 | 220 |
| MRJC - # of Cases Resolved | 234 | 125 | 178 | 202 | 197 | 183 | 201 | 188 | 203 | 147 | 154 | 166 | 143 |
| SEA % | 65% | 59% | 56% | 51% | 54% | 53% | 54% | 51% | 55% | 63% | 62% | 55% | 61% |
| MRJC % | 35% | 41% | 44% | 49% | 46% | 47% | 46% | 49% | 45% | 37% | 38% | 45% | 39% |
| Total Pending | 4889 | 4898 | 4858 | 4845 | 4530 | 4308 | 4279 | 4219 | 4191 | 4258 | 4168 | 4220 | 4340 |
| SEA - # of Cases Pending | 2793 | 2784 | 2765 | 2773 | 2584 | 2443 | 2446 | 2458 | 2502 | 2492 | 2484 | 2542 | 2563 |
| MRJC - # of Cases Pending | 2096 | 2114 | 2093 | 2072 | 1946 | 1865 | 1833 | 1761 | 1689 | 1766 | 1684 | 1678 | 1777 |
| SEA % | 57% | 57% | 57% | 57% | 57% | 57% | 57% | 58% | 60% | 59% | 60% | 60% | 59% |
| MRJC % | 43% | 43% | 43% | 43% | 43% | 43% | 43% | 42% | 40% | 41% | 40% | 40% | 41% |

Table 9. Drug Court Statistics
King County Superior Court

| Categories | Dec 2021 | Jan 2022 | Feb 2022 | Mar 2022 | Apr 2022 | May 2022 | Jun 2022 | Jul 2022 | Aug 2022 | Sep 2022 | Oct 2022 | Nov 2022 | Dec 2022 |
|------------------------------|------------|------------|------------|------------|------------|------------|------------|------------|------------|------------|------------|------------|------------|
| Referrals | 14 | 10 | 26 | 25 | 43 | 25 | 10 | 17 | 21 | 31 | 30 | 27 | 41 |
| <i>Directly from PA</i> | 8 | 3 | 7 | 7 | 8 | 3 | 8 | 2 | 2 | 4 | 2 | 3 | 2 |
| <i>From Mainstream</i> | 6 | 7 | 19 | 18 | 35 | 22 | 2 | 15 | 19 | 27 | 28 | 24 | 39 |
| Opt-in ⁽¹⁾ | 1 | 6 | 12 | 12 | 16 | 27 | 7 | 18 | 3 | 12 | 10 | 9 | 20 |
| Resolutions | 5 | 12 | 16 | 6 | 18 | 7 | 9 | 11 | 3 | 7 | 5 | 5 | 3 |
| Graduations ⁽²⁾ | 1 | 11 | 12 | 6 | 14 | 7 | 6 | 11 | 2 | 6 | 3 | 1 | 1 |
| Terminations ⁽³⁾ | 4 | 1 | 4 | 0 | 4 | 0 | 3 | 0 | 1 | 1 | 2 | 4 | 2 |
| Drug Court Pending | 150 | 141 | 142 | 152 | 141 | 154 | 160 | 151 | 162 | 163 | 166 | 160 | 176 |
| <i>SEA Drug Court</i> | 113 | 100 | 106 | 110 | 96 | 105 | 112 | 101 | 109 | 114 | 119 | 110 | 119 |
| <i>KNT Drug Court</i> | 37 | 41 | 36 | 42 | 45 | 49 | 48 | 50 | 53 | 49 | 47 | 50 | 57 |

- (1) Opt-in reflects the court order of participation.
- (2) Graduations are dismissals of opted-in cases after the completion of program.
- (3) Terminations are cases that fail in drug court.