



# King County

Department of Judicial Administration

*Barbara Miner*

*Director and Superior Court Clerk*

(206) 296-9300 (206) 296-0100 TTY/TDD

King County Superior Court

## Criminal Department Statistical Report

January 2021

Department of Judicial Administration

Prepared by: Shiquan Liao, Ph.D., Statistician

February 15, 2021

**Report #: CRM-2021-01**

*Seattle:*

516 Third Avenue Room E609  
Seattle, WA 98104-2386

*Regional Justice Center:*

401 Fourth Avenue North Room 2C  
Kent, WA 98032-4429

*Juvenile Division:*

1211 East Alder Room 3015  
Seattle, WA 98122-5598

## Criminal Statistics Summary

**NOTE: Washington State Supreme Court orders related to the coronavirus pandemic, beginning March 2020, affect the statistics for the foreseeable future.**

- **Filings**

As shown in the first chart on page 4, the monthly filings vary considerably from month to month. A total of 417 criminal cases were filed in January 2021. Of the 417 cases filed, 43% were MRJC cases. The average filing volume in 2021 was 417 cases per month, compared with 535, 562, 548, 523, 563, and 515 cases per month 2015, 2016, 2017, 2018, 2019, and 2020, respectively.

- **Resolutions**

Like the monthly filings, the number of criminal cases resolved per month also varies from month to month (monthly resolution pattern is shown on page 4). The number of resolutions in January 2021 was 313 cases. Of the 313 cases resolved, 38% were MRJC cases. The average resolution volume in 2021 was 313 cases per month, compared with 549, 506, 525, 481, 494, and 352 cases per month in 2015, 2016, 2017, 2018, 2019, and 2020 respectively.

- **Pending Caseload**

At the end of January 2021, the active pending criminal caseload is 6,296 cases, including criminal RALJ cases, which is higher than that in the previous months. Of the 6,296 pending criminal cases, 41% are MRJC cases. The breakdown of the 6,296 pending cases by crime category was: homicide (n=178), sex crime (n=557), robbery (n=290), aggravated assault (n=1,211), burglary/theft (n=1,833), motor vehicle theft (n=195), controlled substances – non-drug court (n=857), drug court (n=239), other felonies (n=877), and RALJ (n=59). **The increase in pending caseload is primarily due to the COVID-19 pandemic causing the court to issue many fewer bench warrants and to postpone jury trials, thus keeping these cases in pending active status.**

- **Age of Pending Cases**

The median age (age for half of the pending cases) of pending cases are shown in Table 6. The median age of all active pending cases (excluding RALJ) at the end of January 2021 was 207 days. At the end of January 2021, 2,264 non-drug court cases and 200 drug court cases still remained as active (unresolved) more than nine months since filing. Table 6 shows the number of active pending cases within pre-defined age intervals.

**Conclusion: The average monthly filings of criminal cases were 417 cases in 2021. The resolution pace was lower than the filing pace in the same time period, with an average of 313 resolutions per month. The pending caseload (including RALJ) for both SEA and the MRJC was 6,296 cases at the end of January 2021. About 41% of the total pending criminal caseload were MRJC cases.**

## Terminology

### **Age of Pending Case**

Time (days) from filing to resolution, less suspense time if applicable.

### **Age of Resolved Case**

Time (days) from filing to resolution, less suspense time if applicable.

### **End Pending**

Number of pending cases at the end of reporting period.

### **Net Change in Pending**

The change in number of pending cases (end pending minus previous pending).

### **Pending Case**

A case is defined as pending if it is unresolved and not on suspense status.

### **Previous Pending**

Number of pending cases at the beginning of reporting period.

### **Reactivated Case**

A case returns to active from suspense status during the reporting period.

### **Resolution**

A case is resolved if all issues in the complaint are fully adjudicated. However, a drug court case is reported as resolved only when dispositive document is also filed (completed).

### **Resolution Category**

Five resolution categories are used to report resolution of criminal cases: jury trial (CVJV, AQJV), non-jury trial (CVCT, AQCT), guilty plea (GP, GPAT, GPJT), dismissal (DSM), and other (all other resolution codes). For criminal RALJ cases, the resolution categories are: RALJ decision (CDTA, CDTM, CDTR), dismissal (DSRM), and others (any other resolution codes).

### **Suspended Case**

A case is placed in suspense status (removing from active) during the reporting period.

### **Suspense Status**

A case is said to be on suspense status if it is on warrant or appeal.

### **Suspense Time**

Time (days) a case is on suspense status.

Figure 1. Number of Criminal Filings, Resolutions and Pending Caseload by Month

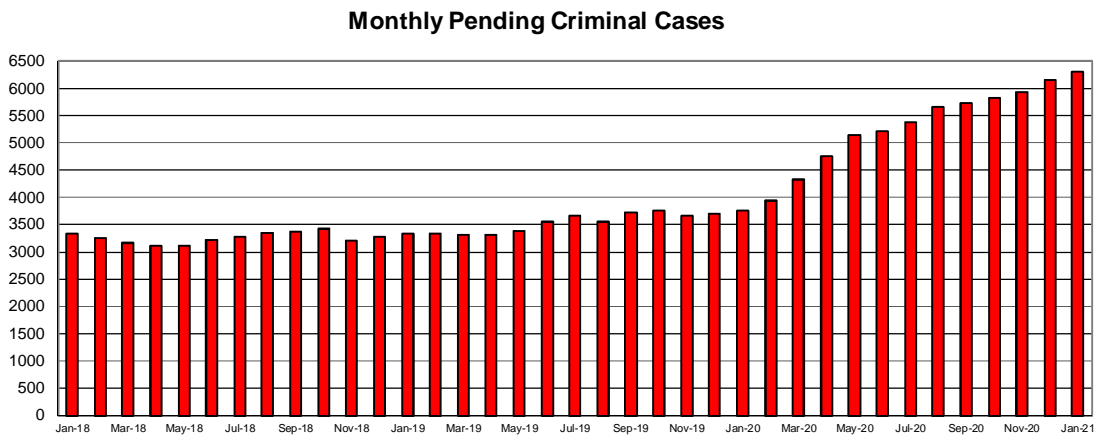
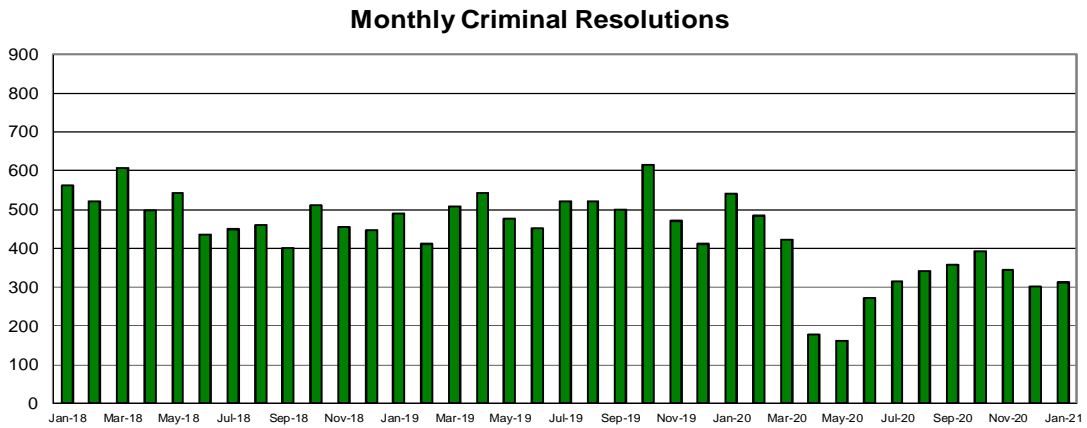
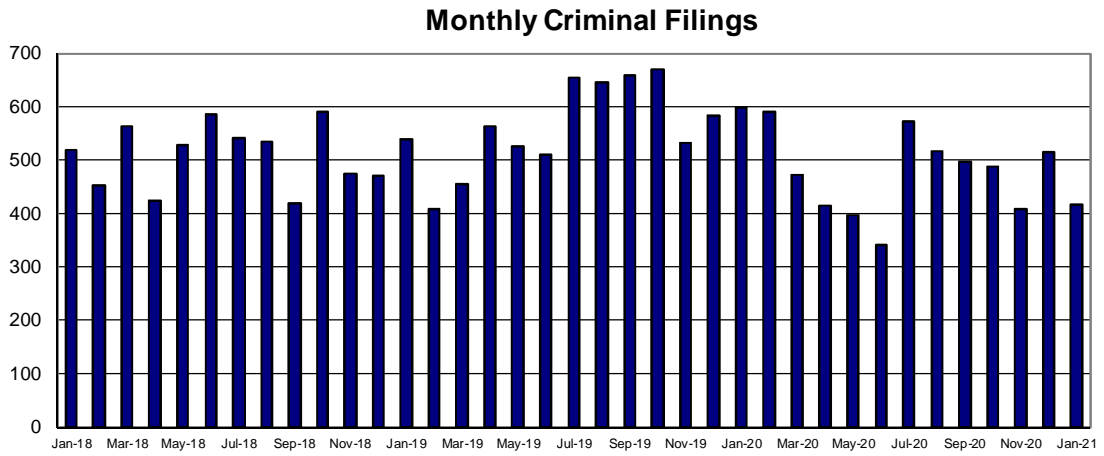


Figure 2. Crime Category as a Percentage of Total Filings by Year

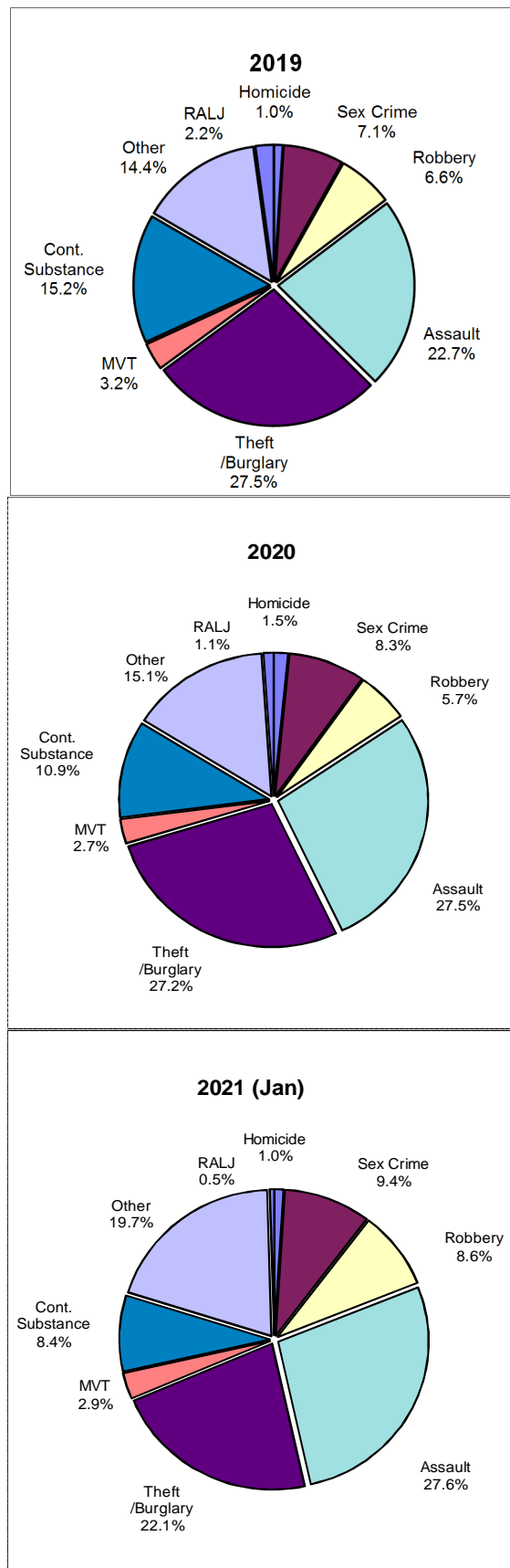


Table 1. Monthly Criminal New Filings by Crime Category  
King County Superior Court

Crime Category	Jan	Feb	Mar	Apr	May	Jun	Jul	Aug	Sep	Oct	Nov	Dec
<b>Total</b>												
2018	519	452	564	423	528	586	541	534	419	591	474	471
2019	540	409	455	564	527	511	655	646	660	670	532	584
2020	599	591	472	416	397	342	573	516	498	489	408	515
2021	417											
<b>Homicide</b>												
2018	6	2	6	7	6	2	4	1	3	9	3	8
2019	4	6	3	4	4	9	10	5	2	9	4	8
2020	4	3	4	7	7	14	8	9	9	9	6	8
2021	4											
<b>Sex Crime*</b>												
2018	36	30	43	31	34	44	42	38	40	49	41	42
2019	42	30	36	43	39	33	37	50	44	42	31	54
2020	35	45	36	42	45	21	38	26	59	27	28	33
2021	39											
<b>Robbery</b>												
2018	25	15	18	17	30	16	20	25	30	35	27	29
2019	44	39	40	35	33	21	46	33	43	31	36	42
2020	39	31	23	28	28	27	33	21	29	23	13	30
2021	36											
<b>Aggravated Assault</b>												
2018	117	117	110	107	126	140	134	147	93	113	115	106
2019	122	109	114	127	140	105	143	161	123	139	116	134
2020	141	148	129	137	114	111	132	162	135	142	109	139
2021	115											
<b>Burglary/Theft /Larceny</b>												
2018	157	148	181	111	151	158	147	132	119	189	123	143
2019	157	101	132	146	143	136	160	208	207	182	132	155
2020	156	141	110	89	99	91	201	153	140	137	113	145
2021	92											
<b>Motor Vehicle Theft</b>												
2018	21	24	31	10	14	16	11	16	9	26	13	20
2019	19	8	15	21	20	15	25	18	17	26	20	15
2020	14	14	13	3	10	12	11	27	11	15	11	19
2021	12											
<b>Controlled Substance</b>												
2018	47	42	41	37	64	93	66	65	52	84	81	51
2019	61	30	25	89	61	104	128	82	138	135	97	79
2020	99	110	74	18	19	16	77	25	40	44	64	49
2021	35											
<b>Other*</b>												
2018	99	69	120	98	96	104	109	100	57	79	61	61
2019	72	76	77	89	76	82	98	81	69	92	87	76
2020	101	82	76	89	75	47	70	93	70	86	63	87
2021	82											
<b>Criminal RALJ</b>												
2018	11	5	14	5	7	13	8	10	16	7	10	11
2019	19	10	13	10	11	6	8	8	17	14	9	21
2020	10	17	7	3	0	3	3	0	5	6	1	5
2021	2											
<b>KNT Filing as % of Total</b>												
2018	44%	44%	41%	45%	43%	41%	46%	37%	35%	40%	41%	40%
2019	38%	42%	44%	41%	35%	41%	35%	44%	37%	37%	35%	37%
2020	41%	36%	38%	42%	37%	43%	45%	46%	39%	46%	46%	53%
2021	43%											

The highest crime category in a case's history is used to classify cases. For example, a case charged with homicide at any time in the case's history is reported as a homicide regardless of whether the charge is reduced at resolution.

(\*) Starting January 2021, "failure to register as sex offender" cases are in the "other" category instead of in the "sex crime" category. This change was made in line with the reporting categories by Washington State Administrative Office of the Courts.

Table 2. Monthly Criminal Case Resolutions by Crime Category  
King County Superior Court

Crime Category	Jan	Feb	Mar	Apr	May	Jun	Jul	Aug	Sep	Oct	Nov	Dec
<b>Total</b>												
2018	562	523	609	497	542	437	450	460	402	510	454	447
2019	489	411	508	543	477	451	521	523	501	617	470	411
2020	541	485	423	178	163	272	315	343	358	394	346	301
2021	313											
<b>Homicide</b>												
2018	6	5	8	3	3	1	2	3	3	2	4	6
2019	3	8	6	4	7	6	6	5	8	7	8	10
2020	5	2	5	2	0	1	1	1	1	3	2	1
2021	1											
<b>Sex Crime*</b>												
2018	39	31	39	19	31	29	21	36	34	47	40	28
2019	39	32	51	48	34	35	33	48	41	37	25	17
2020	37	32	17	14	10	8	27	25	28	34	22	22
2021	21											
<b>Robbery</b>												
2018	13	21	20	27	20	16	24	18	34	40	31	26
2019	24	30	37	43	44	28	53	34	38	33	34	30
2020	36	33	27	11	10	17	21	25	26	23	34	25
2021	20											
<b>Aggravated Assault</b>												
2018	146	116	151	125	111	115	101	135	90	136	124	118
2019	118	96	137	127	116	93	121	114	119	161	127	98
2020	131	138	103	48	40	72	73	108	109	115	113	85
2021	86											
<b>Burglary/Theft /Larceny</b>												
2018	143	151	161	125	164	119	137	119	112	111	131	115
2019	136	103	115	132	118	114	139	125	136	164	110	124
2020	146	102	113	26	28	66	61	64	72	82	64	57
2021	68											
<b>Motor Vehicle Theft</b>												
2018	12	11	13	18	17	10	12	7	14	12	18	15
2019	16	14	20	17	11	12	18	17	13	13	11	16
2020	15	7	12	0	4	8	2	4	11	2	6	6
2021	5											
<b>Controlled Substance – Non Drug Court</b>												
2018	79	99	73	28	80	56	64	44	45	51	33	65
2019	59	43	49	70	46	51	48	78	59	74	44	45
2020	74	61	55	12	16	26	35	41	26	34	41	33
2021	26											
<b>Drug Court</b>												
2018	33	11	26	55	27	15	6	19	16	20	8	8
2019	20	18	24	13	14	38	23	16	17	19	31	6
2020	21	30	22	20	21	12	18	7	29	23	16	10
2021	24											
<b>Other*</b>												
2018	81	58	108	87	73	64	76	67	46	84	63	54
2019	57	56	62	74	77	67	74	73	63	91	65	57
2020	66	71	66	32	21	49	63	50	48	68	41	53
2021	51											
<b>Criminal RALJ</b>												
2018	11	20	10	10	16	12	7	12	8	7	2	12
2019	17	11	7	15	10	7	6	13	7	18	15	8
2020	10	9	3	13	13	13	14	18	8	10	7	9
2021	11											
<b>KNT as % of Total</b>												
2018	43%	35%	45%	42%	42%	40%	40%	44%	43%	39%	37%	39%
2019	44%	42%	39%	37%	44%	40%	42%	40%	43%	44%	38%	41%
2020	44%	41%	38%	33%	39%	44%	41%	41%	38%	37%	37%	36%
2021	38%											

“Controlled Substance - Non Drug Court” are drug related cases that have never been accepted into drug court.

“Drug Court” are cases that have been formally accepted into drug court (identified by orders).

(\*) Starting January 2021, “failure to register as sex offender” cases are in the “other” category instead of in the “sex crime” category. This change was made in line with the reporting categories by Washington State Administrative Office of the Courts.

Table 3. Number of Cases Resolved and Resolution Category  
King County Superior Court

Crime Category	Jan 2020	Feb 2020	Mar 2020	Apr 2020	May 2020	Jun 2020	Jul 2020	Aug 2020	Sep 2020	Oct 2020	Nov 2020	Dec 2020	Jan 2021
<b>Homicide</b>	<b>5</b>	<b>2</b>	<b>5</b>	<b>2</b>	<b>0</b>	<b>1</b>	<b>1</b>	<b>1</b>	<b>1</b>	<b>3</b>	<b>2</b>	<b>1</b>	<b>1</b>
Resolved by Jury Trial	0	1	0	1	0	0	0	0	0	1	2	0	0
Resolved by Non-Jury Trial	0	0	1	0	0	0	0	0	0	0	0	0	0
Resolved by Guilty Plea	5	1	4	0	0	0	1	1	1	2	0	1	1
Dismissal	0	0	0	1	0	1	0	0	0	0	0	0	0
Others	0	0	0	0	0	0	0	0	0	0	0	0	0
<b>Sex Crime*</b>	<b>37</b>	<b>32</b>	<b>17</b>	<b>14</b>	<b>10</b>	<b>8</b>	<b>27</b>	<b>25</b>	<b>28</b>	<b>34</b>	<b>22</b>	<b>22</b>	<b>21</b>
Resolved by Jury Trial	3	2	0	0	0	0	0	1	1	1	0	0	0
Resolved by Non-Jury Trial	0	0	0	0	0	0	0	0	0	0	0	0	0
Resolved by Guilty Plea	28	22	13	13	6	6	16	21	22	24	17	16	15
Dismissal	5	8	4	1	4	2	11	3	5	9	5	6	6
Others	1	0	0	0	0	0	0	0	0	0	0	0	0
<b>Robbery</b>	<b>36</b>	<b>33</b>	<b>27</b>	<b>11</b>	<b>10</b>	<b>17</b>	<b>21</b>	<b>25</b>	<b>26</b>	<b>23</b>	<b>34</b>	<b>25</b>	<b>20</b>
Resolved by Jury Trial	0	1	0	0	0	0	0	1	0	0	0	1	0
Resolved by Non-Jury Trial	0	0	0	0	0	0	0	0	0	0	0	0	0
Resolved by Guilty Plea	35	29	24	9	9	14	17	22	22	21	28	19	13
Dismissal	1	3	3	2	1	3	4	2	4	2	6	5	7
Others	0	0	0	0	0	0	0	0	0	0	0	0	0
<b>Aggravated Assault</b>	<b>131</b>	<b>138</b>	<b>103</b>	<b>48</b>	<b>40</b>	<b>72</b>	<b>73</b>	<b>108</b>	<b>109</b>	<b>115</b>	<b>113</b>	<b>85</b>	<b>86</b>
Resolved by Jury Trial	7	8	4	0	0	0	0	0	1	1	4	0	0
Resolved by Non-Jury Trial	0	0	0	0	0	0	0	0	0	0	0	0	0
Resolved by Guilty Plea	98	106	74	32	31	52	53	79	79	86	89	69	64
Dismissal	26	24	25	16	9	20	20	29	29	27	20	16	22
Others	0	0	0	0	0	0	0	0	0	1	0	0	0
<b>Burglary/Theft/Larceny</b>	<b>146</b>	<b>102</b>	<b>113</b>	<b>26</b>	<b>28</b>	<b>66</b>	<b>61</b>	<b>64</b>	<b>72</b>	<b>82</b>	<b>64</b>	<b>57</b>	<b>68</b>
Resolved by Jury Trial	2	3	1	0	0	0	0	0	1	0	1	0	0
Resolved by Non-Jury Trial	0	0	0	0	0	0	0	0	0	0	0	0	0
Resolved by Guilty Plea	125	78	83	17	19	56	44	44	57	58	54	42	55
Dismissal	19	21	29	9	9	10	17	20	14	24	9	15	13
Others	0	0	0	0	0	0	0	0	0	0	0	0	0
<b>Motor Vehicle Theft</b>	<b>15</b>	<b>7</b>	<b>12</b>	<b>0</b>	<b>4</b>	<b>8</b>	<b>2</b>	<b>4</b>	<b>11</b>	<b>2</b>	<b>6</b>	<b>6</b>	<b>5</b>
Resolved by Jury Trial	1	0	1	0	0	0	0	0	0	0	0	0	0
Resolved by Non-Jury Trial	0	0	0	0	0	0	0	0	0	0	0	0	0
Resolved by Guilty Plea	11	5	9	0	2	7	2	3	5	2	5	6	4
Dismissal	3	2	2	0	2	1	0	1	6	0	1	0	1
Others	0	0	0	0	0	0	0	0	0	0	0	0	0
<b>Controlled Substance</b>	<b>74</b>	<b>61</b>	<b>55</b>	<b>12</b>	<b>16</b>	<b>26</b>	<b>35</b>	<b>41</b>	<b>26</b>	<b>34</b>	<b>41</b>	<b>33</b>	<b>26</b>
Resolved by Jury Trial	0	0	0	0	0	0	0	0	0	0	0	0	0
Resolved by Non-Jury Trial	0	0	0	0	0	0	0	0	0	0	0	0	0
Resolved by Guilty Plea	50	51	34	9	4	20	21	27	19	22	33	25	19
Dismissal	23	10	21	3	12	6	14	14	7	12	8	8	7
Others	1	0	0	0	0	0	0	0	0	0	0	0	0
<b>Drug Court</b>	<b>21</b>	<b>30</b>	<b>22</b>	<b>20</b>	<b>21</b>	<b>12</b>	<b>18</b>	<b>7</b>	<b>29</b>	<b>23</b>	<b>16</b>	<b>10</b>	<b>24</b>
Resolved by Non-Jury Trial	0	6	4	3	0	7	4	0	4	4	1	1	3
Resolved by Guilty Plea	2	3	3	1	6	1	2	1	7	4	2	7	9
Dismissal	0	21	15	16	15	4	12	6	18	15	13	2	12
Others	19	0	0	0	0	0	0	0	0	0	0	0	0
<b>Other*</b>	<b>66</b>	<b>71</b>	<b>66</b>	<b>32</b>	<b>21</b>	<b>49</b>	<b>63</b>	<b>50</b>	<b>48</b>	<b>68</b>	<b>41</b>	<b>53</b>	<b>51</b>
Resolved by Jury Trial	0	3	0	0	0	0	0	0	1	1	1	0	0
Resolved by Non-Jury Trial	1	0	0	0	0	0	0	0	0	0	0	0	0
Resolved by Guilty Plea	53	46	38	19	16	38	45	36	31	49	27	29	38
Dismissal	12	22	27	13	5	11	18	14	16	18	13	24	13
Others	0	0	1	0	0	0	0	0	0	0	0	0	0
<b>Criminal RALJ</b>	<b>10</b>	<b>9</b>	<b>3</b>	<b>13</b>	<b>13</b>	<b>13</b>	<b>14</b>	<b>18</b>	<b>8</b>	<b>10</b>	<b>7</b>	<b>9</b>	<b>11</b>
RALJ Decision	8	8	3	8	10	12	9	15	6	9	7	6	9
Dismissal	2	1	0	4	3	1	5	3	2	1	0	2	1
Others	0	0	0	1	0	0	0	0	0	0	0	1	1

“Controlled Substance - Non Drug Court” are drug related cases that have never been accepted into drug court.

“Drug Court” are cases that have been formally accepted into drug court (identified by orders).

(\*) Starting January 2021, “failure to register as sex offender” cases are in the “other” category instead of in the “sex crime” category. This change was made in line with the reporting categories by Washington State Administrative Office of the Courts.



Table 4. Age (days) of Resolved Cases  
King County Superior Court

Crime Category	Jan 2020	Feb 2020	Mar 2020	Apr 2020	May 2020	Jun 2020	Jul 2020	Aug 2020	Sep 2020	Oct 2020	Nov 2020	Dec 2020	Jan 2021
<b>All Resolutions (excl. RALJ)</b>	<b>541</b>	<b>485</b>	<b>423</b>	<b>178</b>	<b>163</b>	<b>272</b>	<b>315</b>	<b>343</b>	<b>358</b>	<b>394</b>	<b>346</b>	<b>301</b>	<b>313</b>
50% Cases Resolved by Day	123	136	90	108	92	130	162	181	202	217	242	195	235
Average Days to Resolution	202	196	200	223	189	190	211	210	267	270	247	225	268
<b>Homicide*</b>	<b>5</b>	<b>2</b>	<b>5</b>	<b>2</b>	<b>0</b>	<b>1</b>	<b>1</b>	<b>1</b>	<b>1</b>	<b>3</b>	<b>2</b>	<b>1</b>	<b>1</b>
50% Cases Resolved by Day	460	449	585	1102	--	356	406	924	390	1029	925	387	287
Average Days to Resolution	621	449	699	1102	--	356	406	924	390	1074	925	387	287
<b>Sex Crime**</b>	<b>37</b>	<b>32</b>	<b>17</b>	<b>14</b>	<b>10</b>	<b>8</b>	<b>27</b>	<b>25</b>	<b>28</b>	<b>34</b>	<b>22</b>	<b>22</b>	<b>21</b>
50% Cases Resolved by Day	258	280	180	110	108	231	212	259	369	263	296	325	324
Average Days to Resolution	278	339	234	184	145	251	256	276	733	375	267	347	356
<b>Robbery</b>	<b>36</b>	<b>33</b>	<b>27</b>	<b>11</b>	<b>10</b>	<b>17</b>	<b>21</b>	<b>25</b>	<b>26</b>	<b>23</b>	<b>34</b>	<b>25</b>	<b>20</b>
50% Cases Resolved by Day	125	150	68	118	163	132	154	222	172	180	241	200	227
Average Days to Resolution	179	159	115	112	189	148	225	214	199	223	213	214	262
<b>Aggravated Assault</b>	<b>131</b>	<b>138</b>	<b>103</b>	<b>48</b>	<b>40</b>	<b>72</b>	<b>73</b>	<b>108</b>	<b>109</b>	<b>115</b>	<b>113</b>	<b>85</b>	<b>86</b>
50% Cases Resolved by Day	115	111	61	66	58	93	136	154	164	130	182	119	153
Average Days to Resolution	148	151	87	112	99	120	172	175	182	260	203	155	200
<b>Burglary/Theft/Larceny</b>	<b>146</b>	<b>102</b>	<b>113</b>	<b>26</b>	<b>28</b>	<b>66</b>	<b>61</b>	<b>64</b>	<b>72</b>	<b>82</b>	<b>64</b>	<b>57</b>	<b>68</b>
50% Cases Resolved by Day	112	117	96	71	53	146	153	154	162	223	256	241	237
Average Days to Resolution	142	153	158	163	125	197	182	193	193	208	261	295	253
<b>Motor Vehicle Theft</b>	<b>15</b>	<b>7</b>	<b>12</b>	<b>0</b>	<b>4</b>	<b>8</b>	<b>2</b>	<b>4</b>	<b>11</b>	<b>2</b>	<b>6</b>	<b>6</b>	<b>5</b>
50% Cases Resolved by Day	108	174	123	NA	185	180	198	268	253	437	246	47	137
Average Days to Resolution	126	242	174	NA	167	172	198	284	205	437	231	67	116
<b>Controlled Substance</b>	<b>74</b>	<b>61</b>	<b>55</b>	<b>12</b>	<b>16</b>	<b>26</b>	<b>35</b>	<b>41</b>	<b>26</b>	<b>34</b>	<b>41</b>	<b>33</b>	<b>26</b>
50% Cases Resolved by Day	118	116	98	96	9	133	197	189	250	242	251	233	269
Average Days to Resolution	296	159	119	150	64	190	216	207	229	231	238	200	282
<b>Drug Court</b>	<b>21</b>	<b>30</b>	<b>22</b>	<b>20</b>	<b>21</b>	<b>12</b>	<b>18</b>	<b>7</b>	<b>29</b>	<b>23</b>	<b>16</b>	<b>10</b>	<b>24</b>
50% Cases Resolved by Day	622	532	570	445	497	531	528	516	534	548	527	373	470
Average Days to Resolution	630	555	699	451	534	561	529	529	575	563	512	417	522
<b>Other**</b>	<b>66</b>	<b>71</b>	<b>66</b>	<b>32</b>	<b>21</b>	<b>49</b>	<b>63</b>	<b>50</b>	<b>48</b>	<b>68</b>	<b>41</b>	<b>53</b>	<b>51</b>
50% Cases Resolved by Day	98	119	62	68	81	106	119	116	134	209	182	171	189
Average Days to Resolution	140	151	335	279	109	152	145	174	173	192	206	204	213
<b>Criminal RALJ</b>	<b>10</b>	<b>9</b>	<b>3</b>	<b>13</b>	<b>13</b>	<b>13</b>	<b>14</b>	<b>18</b>	<b>8</b>	<b>10</b>	<b>7</b>	<b>9</b>	<b>11</b>
50% Cases Resolved by Day	289	333	372	218	302	337	264	340	273	288	337	297	437
Average Days to Resolution	317	300	397	332	370	355	304	319	306	371	440	275	313

(\*) Due to small number of resolutions in this category, the age statistics for homicides are expected to vary considerably.

“Controlled Substance - Non Drug Court” are drug related cases that have never been accepted into drug court.  
“Drug Court” are cases that have been formally accepted into drug court (identified by orders).

(\*) Starting January 2021, “failure to register as sex offender” cases are in the “other” category instead of in the “sex crime” category. This change was made in line with the reporting categories by Washington State Administrative Office of the Courts.

Table 5. Pending Criminal Cases  
King County Superior Court

Crime Category	Jan 2020	Feb 2020	Mar 2020	Apr 2020	May 2020	Jun 2020	Jul 2020	Aug 2020	Sep 2020	Oct 2020	Nov 2020	Dec 2020	Jan 2021
<b>Total</b>													
Previous Pending	3704	3756	3937	4337	4760	5131	5209	5386	5653	5736	5814	5934	6149
New Filing	599	591	472	416	397	342	573	516	498	489	408	515	417
Resolved	541	485	423	178	163	272	315	343	358	394	346	301	313
<b>End Pending</b>	<b>3756</b>	<b>3937</b>	<b>4337</b>	<b>4760</b>	<b>5131</b>	<b>5209</b>	<b>5386</b>	<b>5653</b>	<b>5736</b>	<b>5814</b>	<b>5934</b>	<b>6149</b>	<b>6296</b>
<b>Homicide</b>													
Previous Pending	103	97	101	105	108	117	131	134	145	154	157	159	170
New Filing	4	3	4	7	7	14	8	9	9	9	6	8	4
Resolved	5	2	5	2	0	1	1	1	1	3	2	1	1
<b>End Pending</b>	<b>97</b>	<b>101</b>	<b>105</b>	<b>108</b>	<b>117</b>	<b>131</b>	<b>134</b>	<b>145</b>	<b>154</b>	<b>157</b>	<b>159</b>	<b>170</b>	<b>178</b>
<b>Sex Crime*</b>													
Previous Pending	396	378	394	433	469	509	528	543	551	559	551	555	594
New Filing	35	45	36	42	45	21	38	26	59	27	28	33	39
Resolved	37	32	17	14	10	8	27	25	28	34	22	22	21
<b>End Pending</b>	<b>378</b>	<b>394</b>	<b>433</b>	<b>469</b>	<b>509</b>	<b>528</b>	<b>543</b>	<b>551</b>	<b>559</b>	<b>551</b>	<b>555</b>	<b>594</b>	<b>557</b>
<b>Robbery</b>													
Previous Pending	223	217	221	237	257	271	282	291	289	286	286	269	272
New Filing	39	31	23	28	28	27	33	21	29	23	13	30	36
Resolved	36	33	27	11	10	17	21	25	26	23	34	25	20
<b>End Pending</b>	<b>217</b>	<b>221</b>	<b>237</b>	<b>257</b>	<b>271</b>	<b>282</b>	<b>291</b>	<b>289</b>	<b>286</b>	<b>286</b>	<b>269</b>	<b>272</b>	<b>290</b>
<b>Aggravated Assault</b>													
Previous Pending	721	687	721	782	883	955	999	1026	1100	1089	1105	1107	1159
New Filing	141	148	129	137	114	111	132	162	135	142	109	139	115
Resolved	131	138	103	48	40	72	73	108	109	115	113	85	86
<b>End Pending</b>	<b>687</b>	<b>721</b>	<b>782</b>	<b>883</b>	<b>955</b>	<b>999</b>	<b>1026</b>	<b>1100</b>	<b>1089</b>	<b>1105</b>	<b>1107</b>	<b>1159</b>	<b>1211</b>
<b>Burglary/Theft/Larceny</b>													
Previous Pending	844	893	958	1076	1183	1315	1327	1417	1518	1568	1603	1670	1799
New Filing	156	141	110	89	99	91	201	153	140	137	113	145	92
Resolved	146	102	113	26	28	66	61	64	72	82	64	57	68
<b>End Pending</b>	<b>893</b>	<b>958</b>	<b>1076</b>	<b>1183</b>	<b>1315</b>	<b>1327</b>	<b>1417</b>	<b>1518</b>	<b>1568</b>	<b>1603</b>	<b>1670</b>	<b>1799</b>	<b>1833</b>
<b>Motor Vehicle Theft</b>													
Previous Pending	91	89	99	113	118	124	127	132	158	162	171	176	193
New Filing	14	14	13	3	10	12	11	27	11	15	11	19	12
Resolved	15	7	12	0	4	8	2	4	11	2	6	6	5
<b>End Pending</b>	<b>89</b>	<b>99</b>	<b>113</b>	<b>118</b>	<b>124</b>	<b>127</b>	<b>132</b>	<b>158</b>	<b>162</b>	<b>171</b>	<b>176</b>	<b>193</b>	<b>195</b>
<b>Controlled Substance - Non Drug Court</b>													
Previous Pending	460	500	523	616	676	728	719	744	749	769	777	817	843
Resolved	74	61	55	12	16	20	35	41	26	34	41	33	26
<b>End Pending</b>	<b>500</b>	<b>523</b>	<b>616</b>	<b>676</b>	<b>728</b>	<b>719</b>	<b>744</b>	<b>749</b>	<b>769</b>	<b>777</b>	<b>817</b>	<b>843</b>	<b>857</b>
<b>Drug Court</b>													
Previous Pending	305	310	314	319	328	302	275	271	280	265	247	248	253
New Enrollment	21	27	5	0	0	14	24	24	7	15	6	10	5
Resolved	21	30	22	20	21	12	18	7	29	23	16	10	24
<b>End Pending</b>	<b>310</b>	<b>314</b>	<b>319</b>	<b>328</b>	<b>302</b>	<b>275</b>	<b>271</b>	<b>280</b>	<b>265</b>	<b>247</b>	<b>248</b>	<b>253</b>	<b>239</b>
<b>Other</b>													
Previous Pending	421	447	463	507	600	692	725	735	782	807	842	863	800
New Filing	101	82	76	89	75	47	70	93	70	86	63	87	82
Resolved	66	71	66	32	21	49	63	50	48	68	41	53	51
<b>End Pending</b>	<b>447</b>	<b>463</b>	<b>507</b>	<b>600</b>	<b>692</b>	<b>725</b>	<b>735</b>	<b>782</b>	<b>807</b>	<b>842</b>	<b>863</b>	<b>800</b>	<b>877</b>
<b>Criminal RALJ</b>													
Previous Pending	140	138	143	147	138	118	96	93	81	77	75	70	66
New Filing	10	17	7	3	0	3	3	0	5	6	1	5	2
Resolved	10	9	3	13	13	13	14	18	8	10	7	9	11
<b>End Pending</b>	<b>138</b>	<b>143</b>	<b>147</b>	<b>138</b>	<b>118</b>	<b>96</b>	<b>93</b>	<b>81</b>	<b>77</b>	<b>75</b>	<b>70</b>	<b>66</b>	<b>59</b>
<b>Total Pending Caseload</b>													
SEA (%)	62%	63%	63%	63%	63%	63%	62%	62%	61%	61%	61%	60%	59%
KNT (%)	38%	37%	37%	37%	37%	37%	38%	38%	39%	39%	39%	40%	41%

Drug court cases are identified by orders.

(\*) Starting January 2021, "failure to register as sex offender" cases are in the "other" category instead of in the "sex crime" category. This change was made in line with the reporting categories by Washington State Administrative Office of the Courts.

Table 6. Age (days) of Pending Cases  
King County Superior Court

Crime Category	Jan 2020	Feb 2020	Mar 2020	Apr 2020	May 2020	Jun 2020	Jul 2020	Aug 2020	Sep 2020	Oct 2020	Nov 2020	Dec 2020	Jan 2021
<b>All Pending (excl. RALJ)</b>	<b>3756</b>	<b>3937</b>	<b>4335</b>	<b>4760</b>	<b>5131</b>	<b>5209</b>	<b>5293</b>	<b>5572</b>	<b>5659</b>	<b>5739</b>	<b>5864</b>	<b>6083</b>	<b>6237</b>
Median Days (50%tile)	108	103	105	115	125	137	150	181	178	180	195	200	207
Average Days	169	161	164	173	182	194	197	242	214	221	232	242	252
<b>Homicide</b>	<b>97</b>	<b>101</b>	<b>105</b>	<b>108</b>	<b>117</b>	<b>131</b>	<b>134</b>	<b>145</b>	<b>154</b>	<b>157</b>	<b>159</b>	<b>170</b>	<b>178</b>
Median Days (50%tile)	308	306	294	320	333	319	296	321	320	291	314	303	325
Average Days	386	389	376	391	402	383	396	400	402	397	409	411	424
<b>Sex Crime*</b>	<b>378</b>	<b>394</b>	<b>433</b>	<b>469</b>	<b>509</b>	<b>528</b>	<b>543</b>	<b>551</b>	<b>559</b>	<b>551</b>	<b>555</b>	<b>594</b>	<b>557</b>
Median Days (50%tile)	146	143	152	167	170	186	196	208	212	237	252	258	271
Average Days	211	196	205	214	226	239	249	281	267	274	290	296	311
<b>Robbery</b>	<b>217</b>	<b>221</b>	<b>237</b>	<b>257</b>	<b>271</b>	<b>282</b>	<b>291</b>	<b>289</b>	<b>286</b>	<b>286</b>	<b>269</b>	<b>272</b>	<b>290</b>
Median Days (50%tile)	93	87	99	121	138	140	154	172	173	185	183	202	189
Average Days	127	126	135	148	161	171	177	198	201	210	222	229	226
<b>Aggravated Assault</b>	<b>687</b>	<b>721</b>	<b>782</b>	<b>883</b>	<b>955</b>	<b>999</b>	<b>1026</b>	<b>1100</b>	<b>1089</b>	<b>1105</b>	<b>1107</b>	<b>1159</b>	<b>1211</b>
Median Days (50%tile)	88	79	84	80	96	118	134	138	140	136	138	154	159
Average Days	128	118	126	133	147	156	165	178	174	180	186	197	201
<b>Burglary/Theft/Larceny</b>	<b>893</b>	<b>958</b>	<b>1076</b>	<b>1183</b>	<b>1315</b>	<b>1327</b>	<b>1417</b>	<b>1518</b>	<b>1568</b>	<b>1603</b>	<b>1670</b>	<b>1799</b>	<b>1833</b>
Median Days (50%tile)	92	82	83	99	113	131	144	180	157	172	179	176	194
Average Days	134	129	133	148	158	168	168	220	190	200	212	219	234
<b>Motor Vehicle Theft</b>	<b>89</b>	<b>99</b>	<b>113</b>	<b>118</b>	<b>124</b>	<b>127</b>	<b>132</b>	<b>158</b>	<b>162</b>	<b>171</b>	<b>176</b>	<b>193</b>	<b>195</b>
Median Days (50%tile)	67	78	95	121	126	118	139	170	146	156	178	176	206
Average Days	98	97	107	130	139	140	156	259	166	178	189	198	222
<b>Controlled Substance</b>	<b>500</b>	<b>523</b>	<b>616</b>	<b>676</b>	<b>728</b>	<b>719</b>	<b>744</b>	<b>749</b>	<b>769</b>	<b>777</b>	<b>817</b>	<b>843</b>	<b>857</b>
Median Days (50%tile)	93	92	79	98	116	141	155	196	205	228	225	235	263
Median Days (50%tile)	134	132	128	143	159	176	184	257	217	230	237	253	267
<b>Drug Court</b>	<b>310</b>	<b>314</b>	<b>319</b>	<b>328</b>	<b>302</b>	<b>275</b>	<b>271</b>	<b>280</b>	<b>265</b>	<b>247</b>	<b>248</b>	<b>253</b>	<b>239</b>
Median Days (50%tile)	366	351	328	357	377	378	378	491	398	402	423	445	475
Average Days	413	402	402	417	433	431	434	584	454	453	480	500	524
<b>Other*</b>	<b>447</b>	<b>463</b>	<b>507</b>	<b>600</b>	<b>692</b>	<b>725</b>	<b>735</b>	<b>782</b>	<b>807</b>	<b>842</b>	<b>863</b>	<b>800</b>	<b>877</b>
Median Days (50%tile)	80	73	89	90	94	117	127	144	150	155	165	171	180
Average Days	122	114	125	129	135	173	166	194	178	181	194	208	213
<b>Criminal RALJ</b>	<b>138</b>	<b>143</b>	<b>147</b>	<b>138</b>	<b>118</b>	<b>96</b>	<b>93</b>	<b>81</b>	<b>77</b>	<b>75</b>	<b>70</b>	<b>66</b>	<b>59</b>
Median Days (50%tile)	156	156	179	203	226	209	262	271	304	306	340	363	371
Average Days	301	282	309	334	367	238	434	481	505	497	528	554	576

“Controlled Substance - Non Drug Court” are drug related cases that have never been accepted into drug court.  
“Drug Court” are cases that have been formally accepted into drug court (identified by orders).

(\*) Starting January 2021, “failure to register as sex offender” cases are in the “other” category instead of in the “sex crime” category. This change was made in line with the reporting categories by Washington State Administrative Office of the Courts.

Table 7. Age Intervals of Pending Criminal Cases  
King County Superior Court

<b>Crime Category</b>	<b>Jan 2020</b>	<b>Feb 2020</b>	<b>Mar 2020</b>	<b>Apr 2020</b>	<b>May 2020</b>	<b>Jun 2020</b>	<b>Jul 2020</b>	<b>Aug 2020</b>	<b>Sep 2020</b>	<b>Oct 2020</b>	<b>Nov 2020</b>	<b>Dec 2020</b>	<b>Jan 2021</b>
<b>Total # Cases</b>	<b>3756</b>	<b>3937</b>	<b>4335</b>	<b>4760</b>	<b>5131</b>	<b>5209</b>	<b>5386</b>	<b>5653</b>	<b>5736</b>	<b>5814</b>	<b>5934</b>	<b>6149</b>	<b>6296</b>
0 - 120 days (0 - 4 months)	1982	2130	2375	2394	2464	2240	2090	1996	2106	2160	1991	1943	1921
121-180 days (5 - 6 months)	548	599	558	706	796	878	1069	789	743	736	815	931	805
181-270 days (7 - 9 months)	489	478	597	703	796	872	901	1090	1232	1174	1030	940	1106
> 270 days (> 9 months)	737	730	805	957	1075	1219	1326	1778	1655	1744	2098	2335	2464
<b>Homicide # Cases</b>	<b>97</b>	<b>101</b>	<b>105</b>	<b>108</b>	<b>117</b>	<b>131</b>	<b>134</b>	<b>145</b>	<b>154</b>	<b>157</b>	<b>159</b>	<b>170</b>	<b>178</b>
0 - 120 days (0 - 4 months)	23	21	24	25	26	36	33	39	42	37	34	30	30
121-180 days (5 - 6 months)	5	10	13	8	9	11	13	12	11	20	19	23	22
181-270 days (7 - 9 months)	16	17	10	12	15	16	14	14	19	18	19	24	26
> 270 days (> 9 months)	53	53	58	63	67	68	74	80	82	82	87	93	100
<b>Sex Crime* # Cases</b>	<b>378</b>	<b>394</b>	<b>433</b>	<b>469</b>	<b>509</b>	<b>528</b>	<b>543</b>	<b>551</b>	<b>559</b>	<b>551</b>	<b>555</b>	<b>594</b>	<b>557</b>
0 - 120 days (0 - 4 months)	158	169	191	177	192	185	171	154	155	143	127	142	119
121-180 days (5 - 6 months)	55	67	55	76	79	65	86	86	76	72	64	59	54
181-270 days (7 - 9 months)	56	51	66	81	85	100	92	93	101	108	108	115	105
> 270 days (> 9 months)	109	107	121	135	153	178	194	218	227	228	256	278	279
<b>Robbery # Cases</b>	<b>217</b>	<b>221</b>	<b>237</b>	<b>257</b>	<b>271</b>	<b>282</b>	<b>291</b>	<b>289</b>	<b>286</b>	<b>286</b>	<b>269</b>	<b>272</b>	<b>290</b>
0 - 120 days (0 - 4 months)	130	132	138	126	121	122	118	103	105	106	92	92	107
121-180 days (5 - 6 months)	35	34	38	54	62	45	46	48	42	36	41	37	33
181-270 days (7 - 9 months)	25	24	27	39	40	63	68	62	54	52	41	44	44
> 270 days (> 9 months)	27	31	34	38	48	52	59	76	85	92	95	99	106
<b>Aggravated Assault # Cases</b>	<b>687</b>	<b>721</b>	<b>782</b>	<b>883</b>	<b>955</b>	<b>999</b>	<b>1026</b>	<b>1100</b>	<b>1089</b>	<b>1105</b>	<b>1107</b>	<b>1159</b>	<b>1211</b>
0 - 120 days (0 - 4 months)	414	457	497	531	552	520	466	496	510	510	492	469	488
121-180 days (5 - 6 months)	109	110	89	124	136	162	219	185	134	145	154	192	182
181-270 days (7 - 9 months)	91	81	106	113	126	141	154	192	207	214	174	168	195
> 270 days (> 9 months)	73	73	90	115	141	176	187	227	238	236	287	330	346
<b>Burglary/Theft/Larceny # Cases</b>	<b>893</b>	<b>958</b>	<b>1076</b>	<b>1183</b>	<b>1315</b>	<b>1327</b>	<b>1417</b>	<b>1518</b>	<b>1568</b>	<b>1603</b>	<b>1670</b>	<b>1799</b>	<b>1833</b>
0 - 120 days (0 - 4 months)	527	578	664	669	684	599	605	584	632	658	583	577	538
121-180 days (5 - 6 months)	143	150	128	164	216	273	302	176	211	212	263	345	280
181-270 days (7 - 9 months)	97	105	157	187	210	203	228	318	367	319	290	282	377
> 270 days (> 9 months)	126	125	127	163	205	252	282	440	358	414	534	595	638
<b>Motor vehicle Theft # Cases</b>	<b>89</b>	<b>99</b>	<b>113</b>	<b>118</b>	<b>124</b>	<b>127</b>	<b>132</b>	<b>158</b>	<b>162</b>	<b>171</b>	<b>176</b>	<b>193</b>	<b>195</b>
0 - 120 days (0 - 4 months)	63	69	72	59	58	65	57	66	72	70	72	67	57
121-180 days (5 - 6 months)	15	15	20	29	30	19	27	20	22	26	20	32	37
181-270 days (7 - 9 months)	6	12	15	22	24	29	28	28	34	37	37	34	28
> 270 days (> 9 months)	5	3	6	8	12	14	20	44	34	38	47	60	73
<b>Controlled Substance # Cases</b>	<b>500</b>	<b>523</b>	<b>616</b>	<b>676</b>	<b>728</b>	<b>719</b>	<b>744</b>	<b>749</b>	<b>769</b>	<b>777</b>	<b>817</b>	<b>843</b>	<b>857</b>
0 - 120 days (0 - 4 months)	303	311	382	386	376	292	252	202	224	239	221	233	232
121-180 days (5 - 6 months)	74	90	93	105	122	160	198	115	99	88	111	113	66
181-270 days (7 - 9 months)	78	76	74	93	123	139	136	190	232	204	155	116	161
> 270 days (> 9 months)	45	46	67	92	107	128	158	242	214	246	330	381	398
<b>Drug Court # Cases</b>	<b>310</b>	<b>314</b>	<b>319</b>	<b>328</b>	<b>302</b>	<b>275</b>	<b>271</b>	<b>280</b>	<b>265</b>	<b>247</b>	<b>248</b>	<b>253</b>	<b>239</b>
0 - 120 days (0 - 4 months)	31	34	34	30	25	27	25	6	22	22	19	20	15
121-180 days (5 - 6 months)	36	37	29	22	14	14	19	7	8	8	9	7	5
181-270 days (7 - 9 months)	46	48	64	62	53	32	34	24	39	39	30	18	19
> 270 days (> 9 months)	197	195	192	214	210	202	193	243	196	178	190	208	200
<b>Other* # Cases</b>	<b>447</b>	<b>463</b>	<b>507</b>	<b>600</b>	<b>692</b>	<b>725</b>	<b>735</b>	<b>782</b>	<b>807</b>	<b>842</b>	<b>863</b>	<b>800</b>	<b>877</b>
0 - 120 days (0 - 4 months)	281	303	319	357	404	381	356	341	333	359	336	296	322
121-180 days (5 - 6 months)	55	61	73	96	106	107	140	133	138	126	129	120	119
181-270 days (7 - 9 months)	56	49	54	68	94	117	122	142	161	169	174	136	148
> 270 days (> 9 months)	55	50	61	79	88	120	117	166	175	188	224	248	288
<b>Criminal RALJ # Cases</b>	<b>138</b>	<b>143</b>	<b>147</b>	<b>138</b>	<b>118</b>	<b>96</b>	<b>93</b>	<b>81</b>	<b>77</b>	<b>75</b>	<b>70</b>	<b>66</b>	<b>59</b>
0 - 120 days (0 - 4 months)	52	56	54	34	26	13	7	5	11	16	15	17	13
121-180 days (5 - 6 months)	21	25	20	28	22	22	19	7	2	3	5	3	7
181-270 days (7 - 9 months)	18	15	24	26	26	32	25	27	18	14	2	3	3
> 270 days (> 9 months)	47	47	49	50	44	29	42	42	46	42	48	43	36

“Controlled Substance - Non Drug Court” are drug related cases that have never been accepted into drug court.  
“Drug Court” are cases that have been formally accepted into drug court (identified by orders).

(\*) Starting January 2021, “failure to register as sex offender” cases are in the “other” category instead of in the “sex crime” category. This change was made in line with the reporting categories by Washington State Administrative Office of the Courts.

Table 8. Comparison between SEA/KNT: Filings, Resolutions, and Pending Caseload  
King County Superior Court

	Jan 2020	Feb 2020	Mar 2020	Apr 2020	May 2020	Jun 2020	Jul 2020	Aug 2020	Sep 2020	Oct 2020	Nov 2020	Dec 2020	Jan 2021
<b>Total Filings</b>													
SEA - # of Cases Filed	355	377	294	243	251	194	317	277	303	264	221	244	237
KNT - # of Cases Filed	244	214	178	173	146	148	256	239	195	225	187	271	180
SEA %	59%	63%	62%	58%	63%	57%	55%	54%	61%	54%	54%	47%	57%
KNT %	41%	37%	38%	42%	37%	43%	45%	46%	39%	46%	46%	53%	43%
<b>Total Resolutions</b>													
SEA - # of Cases Resolved	299	284	263	119	99	152	187	202	222	249	217	193	194
KNT - # of Cases Resolved	242	201	160	59	64	120	128	141	136	145	129	108	119
SEA %	56%	59%	62%	67%	61%	56%	59%	59%	62%	63%	63%	64%	62%
KNT %	44%	41%	38%	33%	39%	44%	41%	41%	38%	37%	37%	36%	38%
<b>Total Pending</b>													
SEA - # of Cases Pending	2329	2498	2743	2991	3235	3276	3350	3485	3520	3574	3601	3666	3714
KNT - # of Cases Pending	1427	1439	1592	1769	1896	1933	2036	2168	2216	2240	2333	2483	2582
SEA %	62%	63%	63%	63%	63%	63%	62%	62%	61%	61%	61%	60%	59%
KNT %	38%	37%	37%	37%	37%	37%	38%	38%	39%	39%	39%	40%	41%

Table 9. Drug Court Statistics  
King County Superior Court

Categories	Jan 2020	Feb 2020	Mar 2020	Apr 2020	May 2020	Jun 2020	Jul 2020	Aug 2020	Sep 2020	Oct 2020	Nov 2020	Dec 2020	Jan 2021
Referrals	50	73	41	0	0	7	53	18	47	35	27	14	22
<i>Directly from PA</i>	34	33	24	0	0	6	38	4	31	21	18	2	6
<i>From Mainstream</i>	16	40	17	0	0	1	15	14	16	14	9	12	16
<b>Opt-in <sup>(1)</sup></b>	<b>21</b>	<b>27</b>	<b>5</b>	<b>0</b>	<b>0</b>	<b>14</b>	<b>24</b>	<b>24</b>	<b>7</b>	<b>15</b>	<b>6</b>	<b>10</b>	<b>5</b>
<b>Resolutions</b>	<b>21</b>	<b>30</b>	<b>22</b>	<b>20</b>	<b>21</b>	<b>12</b>	<b>18</b>	<b>7</b>	<b>29</b>	<b>23</b>	<b>16</b>	<b>10</b>	<b>24</b>
Graduations <sup>(2)</sup>	19	21	15	16	15	4	12	6	18	15	13	2	12
Terminations <sup>(3)</sup>	2	9	7	4	6	8	6	1	11	8	3	8	12
<b>Drug Court Pending</b>	<b>310</b>	<b>314</b>	<b>319</b>	<b>328</b>	<b>302</b>	<b>275</b>	<b>271</b>	<b>280</b>	<b>265</b>	<b>247</b>	<b>248</b>	<b>253</b>	<b>239</b>
<i>SEA Drug Court</i>	222	225	213	225	205	189	194	211	200	185	183	191	176
<i>KNT Drug Court</i>	88	89	106	103	97	86	77	69	65	62	65	62	63

- (1) Opt-in reflects the court order of participation.
- (2) Graduations are dismissals of opted-in cases after the completion of program.
- (3) Terminations are cases that fail in drug court.