



# King County

Department of Judicial Administration

*Barbara Miner*

*Director and Superior Court Clerk*

(206) 296-9300 (206) 296-0100 TTY/TDD

King County Superior Court

## Criminal Department Statistical Report

April 2020

Department of Judicial Administration

Prepared by: Shiquan Liao, Ph.D., Statistician

May 20, 2020

**Report #: CRM-2020-04**

*Seattle:*

516 Third Avenue Room E609  
Seattle, WA 98104-2386

*Regional Justice Center:*

401 Fourth Avenue North Room 2C  
Kent, WA 98032-4429

*Juvenile Division:*

1211 East Alder Room 3015  
Seattle, WA 98122-5598

## Criminal Statistics Summary

**NOTE: Washington State Supreme Court orders related to the coronavirus pandemic, beginning March 2020, affect the statistics for the foreseeable future.**

- **Filings**

As shown in the first chart on page 4, the monthly filings vary considerably from month to month. A total of 416 criminal cases were filed in April 2020. Of the 416 cases filed, 42% were MRJC cases. The year-to-date average filing volume in 2020 was 519 cases per month, compared with 515, 511, 519, 532, 535, 562, 548, 523 and 563 cases per month in 2011, 2012, 2013, 2014, 2015, 2016, 2017, 2018 and 2019, respectively.

- **Resolutions**

Like the monthly filings, the number of criminal cases resolved per month also varies from month to month (monthly resolution pattern is shown on page 4). The number of resolutions in April 2020 was 178 cases. Of the 178 cases resolved, 33% were MRJC cases. The year-to-date average resolution volume in 2020 was 407 cases per month, compared with 539, 481, 502, 514, 549, 506, 525, 481 and 494 cases per month in 2011, 2012, 2013, 2014, 2015, 2016, 2017, 2018 and 2019, respectively.

- **Pending Caseload**

At the end of April 2020, the active pending criminal caseload is 4,760 cases, including criminal RALJ cases, significantly higher than that in the previous months. Of the 4,760 pending criminal cases, 37% are MRJC cases. The breakdown of the 4,760 pending cases by crime category was: homicide (n=108), sex crime (n=469), robbery (n=257), aggravated assault (n=883), burglary/theft (n=1183), motor vehicle theft (n=118), controlled substances – non-drug court (n=676), drug court (n=328), other felonies (n=600), and RALJ (n=138). **The increase in pending caseload is primarily due to the COVID-19 pandemic causing the court to issue many fewer bench warrants and to postpone jury trials, thus keeping these cases in pending active status.**

- **Age of Pending Cases**

The median age (age for half of the pending cases) of pending cases are shown in Table 6. The median age of active pending cases (excluding RALJ) at the end of April 2020 was 115 days. At the end of April 2020, 743 non-drug court cases and 214 drug court cases still remained as active (unresolved) more than nine months since filing. Table 6 shows the number of active pending cases within pre-defined age intervals.

**Conclusion: The average monthly filings of criminal cases were 519 cases in 2020. The resolution pace was lower than the filing pace in the same time period, with an average of 407 cases per month. The pending caseload (including RALJ) for both SEA and the MRJC was 4,760 cases at the end of April 2020. The pending caseload at the MRJC were 1,769 cases (including 103 drug court cases) at the end of April 2020. About 37% of the total pending criminal cases were the MRJC cases.**

## Terminology

### **Age of Pending Case**

Time (days) from filing to resolution, less suspense time if applicable.

### **Age of Resolved Case**

Time (days) from filing to resolution, less suspense time if applicable.

### **End Pending**

Number of pending cases at the end of reporting period.

### **Net Change in Pending**

The change in number of pending cases (end pending minus previous pending).

### **Pending Case**

A case is defined as pending if it is unresolved and not on suspense status.

### **Previous Pending**

Number of pending cases at the beginning of reporting period.

### **Reactivated Case**

A case returns to active from suspense status during the reporting period.

### **Resolution**

A case is resolved if all issues in the complaint are fully adjudicated. However, a drug court case is reported as resolved only when dispositive document is also filed (completed).

### **Resolution Category**

Five resolution categories are used to report resolution of criminal cases: jury trial (CVJV, AQJV), non-jury trial (CVCT, AQCT), guilty plea (GP, GPAT, GPJT), dismissal (DSM), and other (all other resolution codes). For criminal RALJ cases, the resolution categories are: RALJ decision (CDTA, CDTM, CDTR), dismissal (DSRM), and others (any other resolution codes).

### **Suspended Case**

A case is placed in suspense status (removing from active) during the reporting period.

### **Suspense Status**

A case is said to be on suspense status if it is on warrant or appeal.

### **Suspense Time**

Time (days) a case is on suspense status.

Figure 1. Number of Criminal Filings, Resolutions and Pending Caseload by Month

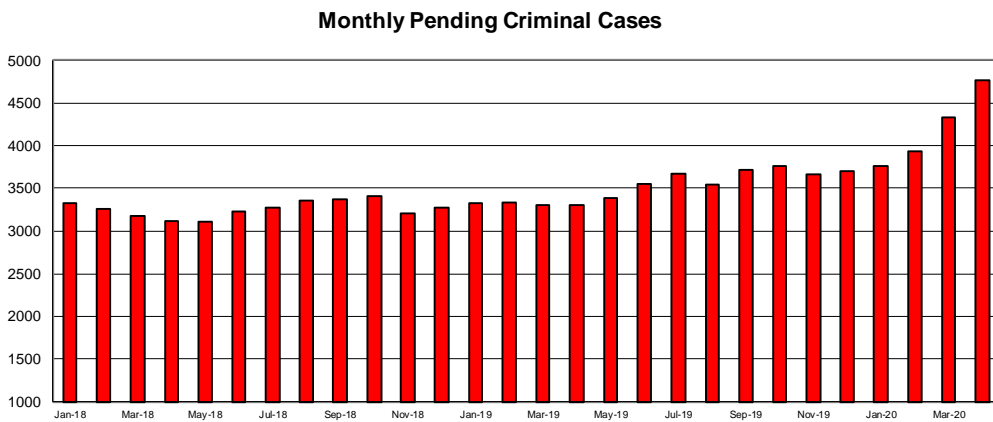
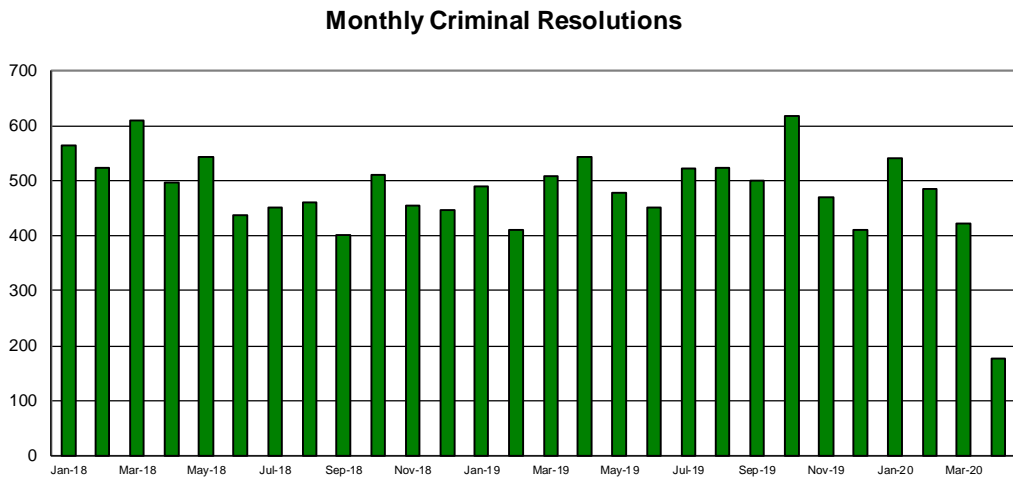
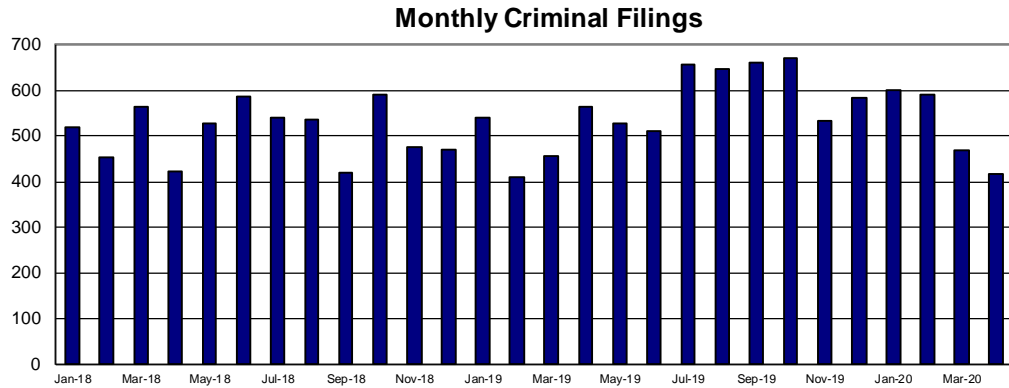


Figure 2. Crime Category as a Percentage of Total Filings by Year

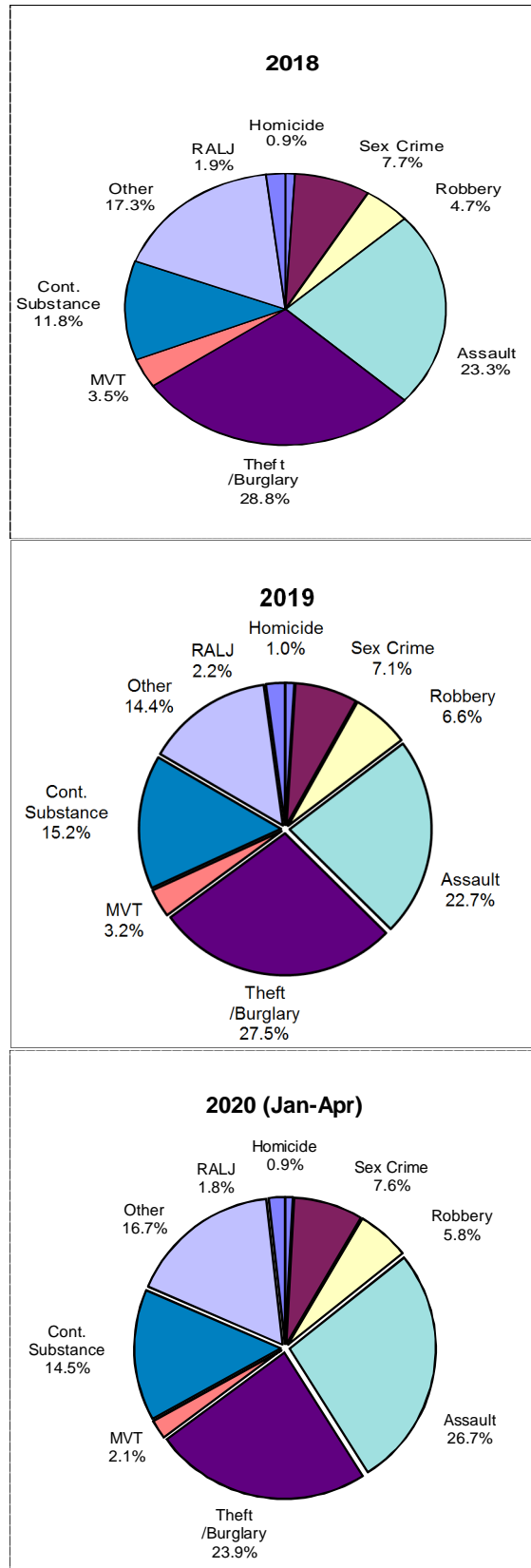


Table 1. Monthly Criminal New Filings by Crime Category (\*)  
King County Superior Court

	Jan	Feb	Mar	Apr	May	Jun	Jul	Aug	Sep	Oct	Nov	Dec
<b>Total</b>												
2017	515	486	629	582	583	591	506	593	510	600	520	460
2018	519	452	564	423	528	586	541	534	419	591	474	471
2019	540	409	455	564	527	511	655	646	660	670	532	584
2020	599	591	472	416								
<b>Homicide</b>												
2017	7	2	1	5	2	7	3	9	5	5	6	5
2018	6	2	6	7	6	2	4	1	3	9	3	8
2019	4	6	3	4	4	9	10	5	2	9	4	8
2020	4	3	4	7								
<b>Sex Crime</b>												
2017	15	27	24	44	55	24	27	46	27	32	22	37
2018	36	30	43	31	34	44	42	38	40	49	41	42
2019	42	30	36	43	39	33	37	50	44	42	31	54
2020	35	45	36	42								
<b>Robbery</b>												
2017	16	22	28	17	23	18	20	14	14	15	16	15
2018	25	15	18	17	30	16	20	25	30	35	27	29
2019	44	39	40	35	33	21	46	33	43	31	36	42
2020	39	31	23	28								
<b>Aggravated Assault</b>												
2017	115	105	146	125	128	136	117	148	132	143	112	98
2018	117	117	110	107	126	140	134	147	93	113	115	106
2019	122	109	114	127	140	105	143	161	123	139	116	134
2020	141	148	129	137								
<b>Burglary/Theft /Larceny</b>												
2017	173	164	190	167	166	160	140	142	139	170	155	146
2018	157	148	181	111	151	158	147	132	119	189	123	143
2019	157	101	132	146	143	136	160	208	207	182	132	155
2020	156	141	110	89								
<b>Motor Vehicle Theft</b>												
2017	16	11	18	22	11	21	12	20	13	19	16	18
2018	21	24	31	10	14	16	11	16	9	26	13	20
2019	19	8	15	21	20	15	25	18	17	26	20	15
2020	14	14	13	3								
<b>Controlled Substance</b>												
2017	79	80	91	79	92	99	79	109	80	109	90	45
2018	47	42	41	37	64	93	66	65	52	84	81	51
2019	61	30	25	89	61	104	128	82	138	135	97	79
2020	99	110	74	18								
<b>Other</b>												
2017	93	69	114	109	87	107	101	95	91	94	93	85
2018	99	69	120	98	96	104	109	100	57	79	61	61
2019	72	76	77	89	76	82	98	81	69	92	87	76
2020	101	82	76	89								
<b>Criminal RALJ</b>												
2017	1	6	17	14	19	19	7	10	9	13	10	11
2018	11	5	14	5	7	13	8	10	16	7	10	11
2019	19	10	13	10	11	6	8	8	17	14	9	21
2020	10	17	7	3								
<b>KNT Filing as % of Total</b>												
2017	48%	44%	45%	42%	46%	41%	40%	47%	48%	44%	46%	44%
2018	44%	44%	41%	45%	43%	41%	46%	37%	35%	40%	41%	40%
2019	38%	42%	44%	41%	35%	41%	35%	44%	37%	37%	35%	37%
2020	41%	36%	38%	42%								

(\*) The highest crime category in a case's history is used to classify cases. For example, a case charged with homicide at any time in the case's history is reported as a homicide regardless of whether the charge is reduced at resolution.

Table 2. Monthly Criminal Case Resolutions by Crime Category  
King County Superior Court

	Jan	Feb	Mar	Apr	May	Jun	Jul	Aug	Sep	Oct	Nov	Dec
<b>Total</b>												
2017	480	509	596	461	565	546	434	589	529	614	541	429
2018	562	523	609	497	542	437	450	460	402	510	454	447
2019	489	411	508	543	477	451	521	523	501	617	470	411
2020	541	485	423	178								
<b>Homicide</b>												
2017	3	4	2	4	6	2	4	4	4	6	6	1
2018	6	5	8	3	3	1	2	3	3	2	4	6
2019	3	8	6	4	7	6	6	5	8	7	8	10
2020	5	2	5	2								
<b>Sex Crime</b>												
2017	37	34	37	18	37	31	23	36	34	35	34	32
2018	39	31	39	19	31	29	21	36	34	47	40	28
2019	39	32	51	48	34	35	33	48	41	37	25	17
2020	37	32	17	14								
<b>Robbery</b>												
2017	22	24	28	20	20	20	13	25	23	26	17	17
2018	13	21	20	27	20	16	24	18	34	40	31	26
2019	24	30	37	43	44	28	53	34	38	33	34	30
2020	36	33	27	11								
<b>Aggravated Assault</b>												
2017	116	104	147	108	105	111	108	108	118	137	141	107
2018	146	116	151	125	111	115	101	135	90	136	124	118
2019	118	96	137	127	116	93	121	114	119	161	127	98
2020	131	138	103	48								
<b>Burglary/Theft /Larceny</b>												
2017	127	157	158	128	171	180	121	171	129	169	150	104
2018	143	151	161	125	164	119	137	119	112	111	131	115
2019	136	103	115	132	118	114	139	125	136	164	110	124
2020	146	102	113	26								
<b>Motor Vehicle Theft</b>												
2017	14	18	13	10	18	14	10	12	18	14	15	15
2018	12	11	13	18	17	10	12	7	14	12	18	15
2019	16	14	20	17	11	12	18	17	13	13	11	16
2020	15	7	12	0								
<b>Controlled Substance – Non Drug Court</b>												
2017	51	65	71	66	71	82	57	100	76	90	58	62
2018	79	99	73	28	80	56	64	44	45	51	33	65
2019	59	43	49	70	46	51	48	78	59	74	44	45
2020	74	61	55	12								
<b>Drug Court</b>												
2017	31	23	28	18	39	19	16	21	25	31	31	17
2018	33	11	26	55	27	15	6	19	16	20	8	8
2019	20	18	24	13	14	38	23	16	17	19	31	6
2020	21	30	22	20								
<b>Other</b>												
2017	69	71	101	79	85	76	76	100	88	94	78	64
2018	81	58	108	87	73	64	76	67	46	84	63	54
2019	57	56	62	74	77	67	74	73	63	91	65	57
2020	66	71	66	32								
<b>Criminal RALJ</b>												
2017	10	9	11	10	13	11	6	12	14	12	11	10
2018	11	20	10	10	16	12	7	12	8	7	2	12
2019	17	11	7	15	10	7	6	13	7	18	15	8
2020	10	9	3	13								
<b>KNT as % of Total</b>												
2017	43%	40%	42%	45%	43%	43%	41%	40%	42%	44%	47%	44%
2018	43%	35%	45%	42%	42%	40%	40%	44%	43%	39%	37%	39%
2019	44%	42%	39%	37%	44%	40%	42%	40%	43%	44%	38%	41%
2020	44%	41%	38%	33%								

The highest crime category in a case's history is used to classify cases. For example, a case charged with homicide at any time in the case's history is reported as a homicide regardless of whether the charge is reduced at resolution.

“Controlled Substance - Non Drug Court” are drug related cases that have never been accepted into drug court.

“Drug Court” are cases that have been formally accepted into drug court (identified by orders).

Table 3. Number of Cases Resolved and Resolution Category  
King County Superior Court

Crime Category (*)	May 2019	Jun 2019	Jul 2019	Aug 2019	Sep 2019	Oct 2019	Nov 2019	Dec 2019	Jan 2020	Feb 2020	Mar 2020	Apr 2020
<b>Homicide</b>	<b>7</b>	<b>6</b>	<b>6</b>	<b>5</b>	<b>8</b>	<b>7</b>	<b>8</b>	<b>10</b>	<b>5</b>	<b>2</b>	<b>5</b>	<b>2</b>
Resolved by Jury Trial	2	4	1	1	0	3	2	5	0	1	0	1
Resolved by Non-Jury Trial	0	0	0	0	0	0	0	0	0	0	1	0
Resolved by Guilty Plea	5	2	2	4	7	3	3	5	5	1	4	0
Dismissal	0	0	2	0	1	0	3	0	0	0	0	1
Others	0	0	1	0	0	1	0	0	0	0	0	0
<b>Sex Crime</b>	<b>34</b>	<b>35</b>	<b>33</b>	<b>48</b>	<b>41</b>	<b>37</b>	<b>25</b>	<b>17</b>	<b>37</b>	<b>32</b>	<b>17</b>	<b>14</b>
Resolved by Jury Trial	1	7	0	2	1	1	2	0	3	2	0	0
Resolved by Non-Jury Trial	0	0	0	1	0	0	0	0	0	0	0	0
Resolved by Guilty Plea	26	22	27	36	29	29	17	16	28	22	13	13
Dismissal	7	6	6	9	10	7	6	1	5	8	4	1
Others	0	0	0	0	1	0	0	0	1	0	0	0
<b>Robbery</b>	<b>44</b>	<b>28</b>	<b>53</b>	<b>34</b>	<b>38</b>	<b>33</b>	<b>34</b>	<b>30</b>	<b>36</b>	<b>33</b>	<b>27</b>	<b>11</b>
Resolved by Jury Trial	1	0	1	1	1	1	5	0	0	1	0	0
Resolved by Non-Jury Trial	0	0	0	0	0	0	0	0	0	0	0	0
Resolved by Guilty Plea	41	28	47	33	35	26	29	26	35	29	24	9
Dismissal	2	0	5	0	2	6	0	4	1	3	3	2
Others	0	0	0	0	0	0	0	0	0	0	0	0
<b>Aggravated Assault</b>	<b>116</b>	<b>93</b>	<b>121</b>	<b>114</b>	<b>119</b>	<b>161</b>	<b>127</b>	<b>98</b>	<b>131</b>	<b>138</b>	<b>103</b>	<b>48</b>
Resolved by Jury Trial	6	3	4	4	3	4	6	8	7	8	4	0
Resolved by Non-Jury Trial	0	0	0	1	0	0	1	0	0	0	0	0
Resolved by Guilty Plea	93	77	96	88	99	131	102	76	98	106	74	32
Dismissal	16	13	21	21	17	26	18	14	26	24	25	16
Others	1	0	0	0	0	0	0	0	0	0	0	0
<b>Burglary/Theft/Larceny</b>	<b>118</b>	<b>114</b>	<b>139</b>	<b>125</b>	<b>136</b>	<b>164</b>	<b>110</b>	<b>124</b>	<b>146</b>	<b>102</b>	<b>113</b>	<b>26</b>
Resolved by Jury Trial	1	3	3	1	1	4	4	3	2	3	1	0
Resolved by Non-Jury Trial	0	0	0	0	0	1	0	0	0	0	0	0
Resolved by Guilty Plea	99	99	114	101	127	127	90	102	125	78	83	17
Dismissal	17	11	21	23	8	32	16	19	19	21	29	9
Others	1	1	1	0	0	0	0	0	0	0	0	0
<b>Motor Vehicle Theft</b>	<b>11</b>	<b>12</b>	<b>18</b>	<b>17</b>	<b>13</b>	<b>13</b>	<b>11</b>	<b>16</b>	<b>15</b>	<b>7</b>	<b>12</b>	<b>0</b>
Resolved by Jury Trial	1	0	0	0	0	0	0	0	1	0	1	0
Resolved by Non-Jury Trial	0	0	0	0	0	0	0	0	0	0	0	0
Resolved by Guilty Plea	10	12	15	14	12	12	8	12	11	5	9	0
Dismissal	0	0	3	3	1	1	3	4	3	2	2	0
Others	0	0	0	0	0	0	0	0	0	0	0	0
<b>Controlled Substance</b>	<b>46</b>	<b>51</b>	<b>48</b>	<b>78</b>	<b>59</b>	<b>74</b>	<b>44</b>	<b>45</b>	<b>74</b>	<b>61</b>	<b>55</b>	<b>12</b>
Resolved by Jury Trial	1	0	2	0	0	1	0	0	0	0	0	0
Resolved by Non-Jury Trial	0	0	0	0	0	0	0	0	0	0	0	0
Resolved by Guilty Plea	32	42	34	55	44	51	30	34	50	51	34	9
Dismissal	11	9	12	23	15	22	14	11	23	10	21	3
Others	2	0	0	0	0	0	0	0	1	0	0	0
<b>Drug Court</b>	<b>14</b>	<b>38</b>	<b>23</b>	<b>16</b>	<b>17</b>	<b>19</b>	<b>31</b>	<b>6</b>	<b>21</b>	<b>30</b>	<b>22</b>	<b>20</b>
Resolved by Non-Jury Trial	4	1	0	0	1	0	2	3	0	6	4	3
Resolved by Guilty Plea	4	8	5	3	6	3	5	2	2	3	3	1
Dismissal	6	27	18	13	10	16	24	1	0	21	15	16
Others	0	2	0	0	0	0	0	0	19	0	0	0
<b>Other</b>	<b>77</b>	<b>67</b>	<b>74</b>	<b>73</b>	<b>63</b>	<b>91</b>	<b>65</b>	<b>57</b>	<b>66</b>	<b>71</b>	<b>66</b>	<b>32</b>
Resolved by Jury Trial	2	1	4	1	1	0	0	3	0	3	0	0
Resolved by Non-Jury Trial	0	0	1	0	0	0	0	0	1	0	0	0
Resolved by Guilty Plea	66	56	56	48	49	58	42	39	53	46	38	19
Dismissal	8	9	13	24	13	32	23	14	12	22	27	13
Others	1	1	0	0	0	1	0	1	0	0	1	0
<b>Criminal RALJ</b>	<b>10</b>	<b>7</b>	<b>6</b>	<b>13</b>	<b>7</b>	<b>18</b>	<b>15</b>	<b>8</b>	<b>10</b>	<b>9</b>	<b>3</b>	<b>13</b>
RALJ Decision	5	7	5	8	4	11	11	5	8	8	3	8
Dismissal	5	0	1	4	2	3	3	2	2	1	0	4
Others	0	0	0	1	1	4	1	1	0	0	0	0

The highest crime category in a case's history is used to classify cases. For example, a case charged with homicide at any time in the case's history is reported as a homicide regardless of whether the charge is reduced at resolution.

"Controlled Substance - Non Drug Court" are drug related cases that have never been accepted into drug court.

"Drug Court" are cases that have been formally accepted into drug court (identified by orders).



Table 4. Age (days) of Resolved Cases  
King County Superior Court

Crime Category (*)	May 2019	Jun 2019	Jul 2019	Aug 2019	Sep 2019	Oct 2019	Nov 2019	Dec 2019	Jan 2020	Feb 2020	Mar 2020	Apr 2020
<b>All Resolutions (excl. RALJ)</b>	<b>477</b>	<b>451</b>	<b>521</b>	<b>523</b>	<b>501</b>	<b>617</b>	<b>470</b>	<b>411</b>	<b>541</b>	<b>485</b>	<b>423</b>	<b>178</b>
50% Cases Resolved by Day	127	134	105	109	123	101	125	108	123	136	90	108
Average Days to Resolution	220	224	224	156	174	179	210	215	202	196	200	223
<b>Homicide (**)</b>	<b>7</b>	<b>6</b>	<b>6</b>	<b>5</b>	<b>8</b>	<b>7</b>	<b>8</b>	<b>10</b>	<b>5</b>	<b>2</b>	<b>5</b>	<b>2</b>
50% Cases Resolved by Day	538	851	671	720	491	589	302	746	460	449	585	1102
Average Days to Resolution	532	995	697	783	473	691	422	650	621	449	699	1102
<b>Sex Crime</b>	<b>34</b>	<b>35</b>	<b>33</b>	<b>48</b>	<b>41</b>	<b>37</b>	<b>25</b>	<b>17</b>	<b>37</b>	<b>32</b>	<b>17</b>	<b>14</b>
50% Cases Resolved by Day	165	250	175	215	231	201	269	228	258	280	180	110
Average Days to Resolution	235	283	264	215	275	274	256	287	278	339	234	184
<b>Robbery</b>	<b>44</b>	<b>28</b>	<b>53</b>	<b>34</b>	<b>38</b>	<b>33</b>	<b>34</b>	<b>30</b>	<b>36</b>	<b>33</b>	<b>27</b>	<b>11</b>
50% Cases Resolved by Day	103	104	122	149	112	102	178	76	125	150	68	118
Average Days to Resolution	152	143	508	154	151	122	444	433	179	159	115	112
<b>Aggravated Assault</b>	<b>116</b>	<b>93</b>	<b>121</b>	<b>114</b>	<b>119</b>	<b>161</b>	<b>127</b>	<b>98</b>	<b>131</b>	<b>138</b>	<b>103</b>	<b>48</b>
50% Cases Resolved by Day	122	79	96	121	104	91	118	92	115	111	61	66
Average Days to Resolution	188	146	137	147	144	135	149	135	148	151	87	112
<b>Burglary/Theft/Larceny</b>	<b>118</b>	<b>114</b>	<b>139</b>	<b>125</b>	<b>136</b>	<b>164</b>	<b>110</b>	<b>124</b>	<b>146</b>	<b>102</b>	<b>113</b>	<b>26</b>
50% Cases Resolved by Day	110	115	78	76	109	103	84	95	112	117	96	71
Average Days to Resolution	197	216	194	117	152	167	121	229	142	153	158	163
<b>Motor Vehicle Theft</b>	<b>11</b>	<b>12</b>	<b>18</b>	<b>17</b>	<b>13</b>	<b>13</b>	<b>11</b>	<b>16</b>	<b>15</b>	<b>7</b>	<b>12</b>	<b>0</b>
50% Cases Resolved by Day	50	48	82	43	104	49	89	84	108	174	123	NA
Average Days to Resolution	117	138	97	98	137	104	95	176	126	242	174	NA
<b>Controlled Substance</b>	<b>46</b>	<b>51</b>	<b>48</b>	<b>78</b>	<b>59</b>	<b>74</b>	<b>44</b>	<b>45</b>	<b>74</b>	<b>61</b>	<b>55</b>	<b>12</b>
50% Cases Resolved by Day	174	154	120	89	117	102	111	109	118	116	98	96
Average Days to Resolution	429	161	183	129	158	152	110	132	296	159	119	150
<b>Drug Court</b>	<b>14</b>	<b>38</b>	<b>23</b>	<b>16</b>	<b>17</b>	<b>19</b>	<b>31</b>	<b>6</b>	<b>21</b>	<b>30</b>	<b>22</b>	<b>20</b>
50% Cases Resolved by Day	354	573	510	606	452	433	562	223	622	532	570	445
Average Days to Resolution	479	565	437	545	485	433	577	290	630	555	699	451
<b>Other</b>	<b>77</b>	<b>67</b>	<b>74</b>	<b>73</b>	<b>63</b>	<b>91</b>	<b>65</b>	<b>57</b>	<b>66</b>	<b>71</b>	<b>66</b>	<b>32</b>
50% Cases Resolved by Day	94	78	82	54	88	59	84	111	98	119	62	68
Average Days to Resolution	141	139	148	96	112	177	141	172	140	151	335	279
<b>Criminal RALJ</b>	<b>10</b>	<b>7</b>	<b>6</b>	<b>13</b>	<b>7</b>	<b>18</b>	<b>15</b>	<b>8</b>	<b>10</b>	<b>9</b>	<b>3</b>	<b>13</b>
50% Cases Resolved by Day	247	290	245	213	234	226	319	204	289	333	372	218
Average Days to Resolution	296	358	321	236	299	299	569	284	317	300	397	332

(\*) The highest crime category in a case's history is used to classify cases. For example, a case charged with homicide at any time during the case's history is reported as a homicide regardless of whether the charge is reduced at resolution.

(\*\*) Due to small number of resolutions in this category, the age statistics for homicides are expected to vary considerably.

"Controlled Substance - Non Drug Court" are drug related cases that have never been accepted into drug court.  
"Drug Court" are cases that have been formally accepted into drug court (identified by orders).

Table 5. Pending Criminal Cases  
King County Superior Court

Crime Category (*)	Apr 2019	May 2019	Jun 2019	Jul 2019	Aug 2019	Sep 2019	Oct 2019	Nov 2019	Dec 2019	Jan 2020	Feb 2020	Mar 2020	Apr 2020
<b>Total</b>													
Previous Pending	3309	3305	3390	3549	3671	3547	3715	3755	3664	3704	3756	3937	4337
New Filing	564	527	511	655	646	660	670	532	584	599	591	472	416
Resolved	543	477	451	521	523	501	617	470	411	541	485	423	178
<b>End Pending</b>	<b>3305</b>	<b>3390</b>	<b>3549</b>	<b>3671</b>	<b>3547</b>	<b>3715</b>	<b>3755</b>	<b>3664</b>	<b>3704</b>	<b>3756</b>	<b>3937</b>	<b>4337</b>	<b>4760</b>
<b>Homicide</b>													
Previous Pending	112	113	111	117	115	114	107	109	107	103	97	101	105
New Filing	4	4	9	10	5	2	9	4	8	4	3	4	7
Resolved	4	7	6	6	5	8	7	8	10	5	2	5	2
<b>End Pending</b>	<b>113</b>	<b>111</b>	<b>117</b>	<b>115</b>	<b>114</b>	<b>107</b>	<b>109</b>	<b>107</b>	<b>103</b>	<b>97</b>	<b>101</b>	<b>105</b>	<b>108</b>
<b>Sex Crime</b>													
Previous Pending	382	371	388	399	391	368	359	364	351	396	378	394	433
New Filing	43	39	33	37	50	44	42	31	54	35	45	36	42
Resolved	48	34	35	33	48	41	37	25	17	37	32	17	14
<b>End Pending</b>	<b>371</b>	<b>388</b>	<b>399</b>	<b>391</b>	<b>368</b>	<b>359</b>	<b>364</b>	<b>351</b>	<b>396</b>	<b>378</b>	<b>394</b>	<b>433</b>	<b>469</b>
<b>Robbery</b>													
Previous Pending	235	232	229	225	221	212	212	213	204	223	217	221	237
New Filing	35	33	21	46	33	43	31	36	42	39	31	23	28
Resolved	43	44	28	53	34	38	33	34	30	36	33	27	11
<b>End Pending</b>	<b>232</b>	<b>229</b>	<b>225</b>	<b>221</b>	<b>212</b>	<b>212</b>	<b>213</b>	<b>204</b>	<b>223</b>	<b>217</b>	<b>221</b>	<b>237</b>	<b>257</b>
<b>Aggravated Assault</b>													
Previous Pending	626	622	659	689	698	703	720	712	689	721	687	721	782
New Filing	127	140	105	143	161	123	139	116	134	141	148	129	137
Resolved	127	116	93	121	114	119	161	127	98	131	138	103	48
<b>End Pending</b>	<b>622</b>	<b>659</b>	<b>689</b>	<b>698</b>	<b>703</b>	<b>720</b>	<b>712</b>	<b>689</b>	<b>721</b>	<b>687</b>	<b>721</b>	<b>782</b>	<b>883</b>
<b>Burglary/Theft/Larceny</b>													
Previous Pending	814	800	812	834	869	834	940	938	900	844	893	958	1076
New Filing	146	143	136	160	208	207	182	132	155	156	141	110	89
Resolved	132	118	114	139	125	136	164	110	124	146	102	113	26
<b>End Pending</b>	<b>800</b>	<b>812</b>	<b>834</b>	<b>869</b>	<b>834</b>	<b>940</b>	<b>938</b>	<b>900</b>	<b>844</b>	<b>893</b>	<b>958</b>	<b>1076</b>	<b>1183</b>
<b>Motor Vehicle Theft</b>													
Previous Pending	73	72	74	93	87	84	80	89	93	91	89	99	113
New Filing	21	20	15	25	18	17	26	20	15	14	14	13	3
Resolved	17	11	12	18	17	13	13	11	16	15	7	12	0
<b>End Pending</b>	<b>72</b>	<b>74</b>	<b>93</b>	<b>87</b>	<b>84</b>	<b>80</b>	<b>89</b>	<b>93</b>	<b>91</b>	<b>89</b>	<b>99</b>	<b>113</b>	<b>118</b>
<b>Controlled Substance - Non Drug Court <sup>(1)</sup></b>													
Previous Pending	327	338	325	374	453	417	451	469	479	460	500	523	616
Resolved	70	46	51	48	78	59	74	44	45	74	61	55	12
<b>End Pending</b>	<b>338</b>	<b>325</b>	<b>374</b>	<b>453</b>	<b>417</b>	<b>451</b>	<b>469</b>	<b>479</b>	<b>460</b>	<b>500</b>	<b>523</b>	<b>616</b>	<b>676</b>
<b>Drug Court <sup>(2)</sup></b>													
Previous Pending	253	271	292	275	287	289	303	319	312	305	310	314	319
New Enrollment	41	42	27	22	31	30	24	37	19	21	27	5	0
Resolved	13	14	38	23	16	17	19	31	6	21	30	22	20
<b>End Pending</b>	<b>271</b>	<b>292</b>	<b>275</b>	<b>287</b>	<b>289</b>	<b>303</b>	<b>319</b>	<b>312</b>	<b>305</b>	<b>310</b>	<b>314</b>	<b>319</b>	<b>328</b>
<b>Other</b>													
Previous Pending	354	358	371	414	419	400	407	409	402	421	447	463	507
New Filing	89	76	82	98	81	69	92	87	76	101	82	76	89
Resolved	74	77	67	74	73	63	91	65	57	66	71	66	32
<b>End Pending</b>	<b>358</b>	<b>371</b>	<b>414</b>	<b>419</b>	<b>400</b>	<b>407</b>	<b>409</b>	<b>402</b>	<b>421</b>	<b>447</b>	<b>463</b>	<b>507</b>	<b>600</b>
<b>Criminal RALJ</b>													
Previous Pending	133	128	129	129	131	126	136	133	127	140	138	143	147
New Filing	10	11	6	8	8	17	14	9	21	10	17	7	3
Resolved	15	10	7	6	13	7	18	15	8	10	9	3	13
<b>End Pending</b>	<b>128</b>	<b>129</b>	<b>129</b>	<b>131</b>	<b>126</b>	<b>136</b>	<b>133</b>	<b>127</b>	<b>140</b>	<b>138</b>	<b>143</b>	<b>147</b>	<b>138</b>
<b>Total Pending Caseload</b>													
SEA (%)	58%	59%	59%	61%	60%	61%	61%	60%	61%	62%	63%	63%	63%
KNT (%)	42%	42%	41%	39%	40%	40%	39%	40%	39%	38%	37%	37%	37%

(\*) Information from filing to the reporting time is used to determine crime category for pending cases. The category for a case in this table is the highest crime category since filing. For example, a case initially charged with homicide is reported as a homicide regardless of whether or not the charge is reduced since filing. On the other hand, if the charge for a case is upgraded later, then the reporting category in later reports will reflect the upgraded (higher) crime category.

Drug court cases are identified by orders.

Table 6. Age (days) of Pending Cases  
King County Superior Court

Crime Category (*)	May 2019	Jun 2019	Jul 2019	Aug 2019	Sep 2019	Oct 2019	Nov 2019	Dec 2019	Jan 2020	Feb 2020	Mar 2020	Apr 2020
<b>All Pending (excl. RALJ)</b>	<b>3261</b>	<b>3420</b>	<b>3540</b>	<b>3421</b>	<b>3579</b>	<b>3622</b>	<b>3537</b>	<b>3546</b>	<b>3618</b>	<b>3794</b>	<b>4188</b>	<b>4622</b>
Median Days (50%tile)	114	107	104	107	95	94	101	105	108	103	105	115
Average Days	192	179	174	183	171	167	170	176	169	161	164	173
<b>Homicide</b>	<b>111</b>	<b>117</b>	<b>115</b>	<b>114</b>	<b>107</b>	<b>109</b>	<b>107</b>	<b>103</b>	<b>97</b>	<b>101</b>	<b>105</b>	<b>108</b>
Median Days (50%tile)	386	362	385	371	361	360	350	328	308	306	294	320
Average Days	428	389	399	398	418	396	401	384	386	389	376	391
<b>Sex Crime</b>	<b>388</b>	<b>399</b>	<b>391</b>	<b>368</b>	<b>359</b>	<b>364</b>	<b>351</b>	<b>396</b>	<b>378</b>	<b>394</b>	<b>433</b>	<b>469</b>
Median Days (50%tile)	140	143	154	172	159	164	173	145	146	143	152	167
Average Days	200	195	201	211	210	210	221	207	211	196	205	214
<b>Robbery</b>	<b>229</b>	<b>225</b>	<b>221</b>	<b>212</b>	<b>212</b>	<b>213</b>	<b>204</b>	<b>223</b>	<b>217</b>	<b>221</b>	<b>237</b>	<b>257</b>
Median Days (50%tile)	94	103	104	101	82	87	90	91	93	87	99	121
Average Days	134	140	134	139	128	129	129	121	127	126	135	148
<b>Aggravated Assault</b>	<b>659</b>	<b>689</b>	<b>698</b>	<b>703</b>	<b>720</b>	<b>712</b>	<b>689</b>	<b>721</b>	<b>687</b>	<b>721</b>	<b>782</b>	<b>883</b>
Median Days (50%tile)	73	83	71	73	77	76	79	88	88	79	84	80
Average Days	129	128	125	127	125	121	124	125	128	118	126	133
<b>Burglary/Theft/Larceny</b>	<b>812</b>	<b>834</b>	<b>869</b>	<b>834</b>	<b>940</b>	<b>938</b>	<b>900</b>	<b>844</b>	<b>893</b>	<b>958</b>	<b>1076</b>	<b>1183</b>
Median Days (50%tile)	106	95	87	95	76	76	82	96	92	82	83	99
Average Days	164	153	152	160	132	131	134	139	134	129	133	148
<b>Motor Vehicle Theft</b>	<b>74</b>	<b>93</b>	<b>87</b>	<b>84</b>	<b>80</b>	<b>89</b>	<b>93</b>	<b>91</b>	<b>89</b>	<b>99</b>	<b>113</b>	<b>118</b>
Median Days (50%tile)	69	48	49	60	51	49	61	70	67	78	95	121
Average Days	100	80	86	97	91	91	107	96	98	97	107	130
<b>Controlled Substance</b>	<b>325</b>	<b>374</b>	<b>453</b>	<b>417</b>	<b>451</b>	<b>469</b>	<b>479</b>	<b>460</b>	<b>500</b>	<b>523</b>	<b>616</b>	<b>676</b>
Median Days (50%tile)	120	79	57	68	70	57	66	90	93	92	79	98
Median Days (50%tile)	162	146	123	130	113	110	118	160	134	132	128	143
<b>Drug Court</b>	<b>292</b>	<b>275</b>	<b>287</b>	<b>289</b>	<b>303</b>	<b>319</b>	<b>312</b>	<b>305</b>	<b>310</b>	<b>314</b>	<b>319</b>	<b>328</b>
Median Days (50%tile)	401	379	388	390	383	386	370	379	366	351	328	357
Average Days	470	456	459	466	448	437	423	448	413	402	402	417
<b>Other</b>	<b>371</b>	<b>414</b>	<b>419</b>	<b>400</b>	<b>407</b>	<b>409</b>	<b>402</b>	<b>421</b>	<b>447</b>	<b>463</b>	<b>507</b>	<b>600</b>
Median Days (50%tile)	74	67	70	82	80	81	81	77	80	73	89	90
Average Days	145	133	115	131	145	122	126	120	122	114	125	129
<b>Criminal RALJ</b>	<b>129</b>	<b>129</b>	<b>131</b>	<b>126</b>	<b>136</b>	<b>133</b>	<b>127</b>	<b>140</b>	<b>138</b>	<b>143</b>	<b>147</b>	<b>138</b>
Median Days (50%tile)	168	178	190	212	212	224	191	174	156	156	179	203
Average Days	294	308	319	339	327	328	307	292	301	282	309	334

(\*) The highest crime category in a case's history is used to classify cases. For example, a case charged with homicide at any time during the case's history is reported as a homicide regardless of whether the charge is reduced at resolution.

"Controlled Substance - Non Drug Court" are drug related cases that have never been accepted into drug court.  
"Drug Court" are cases that have been formally accepted into drug court (identified by orders).

Table 7. Age Intervals of Pending Criminal Cases  
King County Superior Court

Crime Category (*)	May 2019	Jun 2019	Jul 2019	Aug 2019	Sep 2019	Oct 2019	Nov 2019	Dec 2019	Jan 2020	Feb 2020	Mar 2020	Apr 2020
<b>Total # Cases</b>	<b>3390</b>	<b>3549</b>	<b>3671</b>	<b>3547</b>	<b>3715</b>	<b>3755</b>	<b>3664</b>	<b>3704</b>	<b>3756</b>	<b>3937</b>	<b>4335</b>	<b>4760</b>
0 - 120 days (0 - 4 months)	1717	1862	1967	1856	2093	2122	1999	2016	1982	2130	2375	2394
121-180 days (5 - 6 months)	421	469	472	458	407	454	503	488	548	599	558	706
181-270 days (7 - 9 months)	464	430	408	431	438	409	417	430	489	478	597	703
> 270 days (> 9 months)	788	788	824	802	777	770	745	770	737	730	805	957
<b>Homicide # Cases</b>	<b>111</b>	<b>117</b>	<b>115</b>	<b>114</b>	<b>107</b>	<b>109</b>	<b>107</b>	<b>103</b>	<b>97</b>	<b>101</b>	<b>105</b>	<b>108</b>
0 - 120 days (0 - 4 months)	19	24	24	25	24	25	22	22	23	21	24	25
121-180 days (5 - 6 months)	8	7	9	7	5	11	14	9	5	10	13	8
181-270 days (7 - 9 months)	13	18	9	12	10	11	9	13	16	17	10	12
> 270 days (> 9 months)	71	68	73	70	68	62	62	59	53	53	58	63
<b>Sex Crime # Cases</b>	<b>388</b>	<b>399</b>	<b>391</b>	<b>368</b>	<b>359</b>	<b>364</b>	<b>351</b>	<b>396</b>	<b>378</b>	<b>394</b>	<b>433</b>	<b>469</b>
0 - 120 days (0 - 4 months)	169	172	159	136	148	150	139	182	158	169	191	177
121-180 days (5 - 6 months)	56	70	62	58	46	48	45	38	55	67	55	76
181-270 days (7 - 9 months)	61	52	59	74	66	61	63	62	56	51	66	81
> 270 days (> 9 months)	102	105	111	100	99	105	104	114	109	107	121	135
<b>Robbery # Cases</b>	<b>229</b>	<b>225</b>	<b>221</b>	<b>212</b>	<b>212</b>	<b>213</b>	<b>204</b>	<b>223</b>	<b>217</b>	<b>221</b>	<b>237</b>	<b>257</b>
0 - 120 days (0 - 4 months)	134	126	122	122	128	129	122	137	130	132	138	126
121-180 days (5 - 6 months)	31	34	41	28	27	28	28	37	35	34	38	54
181-270 days (7 - 9 months)	32	29	22	31	26	23	26	20	25	24	27	39
> 270 days (> 9 months)	32	36	36	31	31	33	28	29	27	31	34	38
<b>Aggravated Assault # Cases</b>	<b>659</b>	<b>689</b>	<b>698</b>	<b>703</b>	<b>720</b>	<b>712</b>	<b>689</b>	<b>721</b>	<b>687</b>	<b>721</b>	<b>782</b>	<b>883</b>
0 - 120 days (0 - 4 months)	419	435	444	452	475	467	442	457	414	457	497	531
121-180 days (5 - 6 months)	82	89	99	88	83	100	105	104	109	110	89	124
181-270 days (7 - 9 months)	60	66	57	72	78	65	69	82	91	81	106	113
> 270 days (> 9 months)	98	99	98	91	84	80	73	78	73	73	90	115
<b>Burglary/Theft/Larceny # Cases</b>	<b>812</b>	<b>834</b>	<b>869</b>	<b>834</b>	<b>940</b>	<b>938</b>	<b>900</b>	<b>844</b>	<b>893</b>	<b>958</b>	<b>1076</b>	<b>1183</b>
0 - 120 days (0 - 4 months)	457	474	510	478	592	612	563	510	527	578	664	669
121-180 days (5 - 6 months)	109	126	117	112	118	102	113	121	143	150	128	164
181-270 days (7 - 9 months)	120	106	101	106	105	93	91	84	97	105	157	187
> 270 days (> 9 months)	126	128	141	138	125	131	133	129	126	125	127	163
<b>Motor vehicle Theft # Cases</b>	<b>74</b>	<b>93</b>	<b>87</b>	<b>84</b>	<b>80</b>	<b>89</b>	<b>93</b>	<b>91</b>	<b>89</b>	<b>99</b>	<b>113</b>	<b>118</b>
0 - 120 days (0 - 4 months)	48	70	63	59	59	66	68	65	63	69	72	59
121-180 days (5 - 6 months)	13	10	9	12	7	9	7	11	15	15	20	29
181-270 days (7 - 9 months)	7	8	10	7	7	7	9	9	6	12	15	22
> 270 days (> 9 months)	6	5	5	6	7	7	9	6	5	3	6	8
<b>Controlled Substance # Cases</b>	<b>325</b>	<b>374</b>	<b>453</b>	<b>417</b>	<b>451</b>	<b>469</b>	<b>479</b>	<b>460</b>	<b>500</b>	<b>523</b>	<b>616</b>	<b>676</b>
0 - 120 days (0 - 4 months)	164	219	307	282	335	329	316	290	303	311	382	386
121-180 days (5 - 6 months)	43	37	26	41	41	65	89	67	74	90	93	105
181-270 days (7 - 9 months)	71	63	60	30	24	32	31	55	78	76	74	93
> 270 days (> 9 months)	47	55	60	64	51	43	43	48	45	46	67	92
<b>Drug Court # Cases</b>	<b>292</b>	<b>275</b>	<b>287</b>	<b>289</b>	<b>303</b>	<b>319</b>	<b>312</b>	<b>305</b>	<b>310</b>	<b>314</b>	<b>319</b>	<b>328</b>
0 - 120 days (0 - 4 months)	17	20	24	22	33	38	41	31	31	34	34	30
121-180 days (5 - 6 months)	18	26	23	24	16	22	23	28	36	37	29	22
181-270 days (7 - 9 months)	47	38	33	38	46	42	44	40	46	48	64	62
> 270 days (> 9 months)	210	191	207	205	208	217	204	206	197	195	192	214
<b>Other # Cases</b>	<b>371</b>	<b>414</b>	<b>419</b>	<b>400</b>	<b>407</b>	<b>409</b>	<b>402</b>	<b>421</b>	<b>447</b>	<b>463</b>	<b>507</b>	<b>600</b>
0 - 120 days (0 - 4 months)	245	284	281	248	260	261	240	264	281	303	319	357
121-180 days (5 - 6 months)	34	41	62	68	47	55	65	58	55	61	73	96
181-270 days (7 - 9 months)	34	29	26	31	47	54	56	49	56	49	54	68
> 270 days (> 9 months)	58	60	50	53	53	39	41	50	55	50	61	79
<b>Criminal RALJ # Cases</b>	<b>129</b>	<b>129</b>	<b>131</b>	<b>126</b>	<b>136</b>	<b>133</b>	<b>127</b>	<b>140</b>	<b>138</b>	<b>143</b>	<b>147</b>	<b>138</b>
0 - 120 days (0 - 4 months)	45	38	33	32	39	45	46	58	52	56	54	34
121-180 days (5 - 6 months)	27	29	24	20	17	14	14	15	21	25	20	28
181-270 days (7 - 9 months)	19	21	31	30	29	21	19	16	18	15	24	26
> 270 days (> 9 months)	38	41	43	44	51	53	48	51	47	47	49	50

(\*) The highest crime category in a case's history is used to classify cases. For example, a case charged with homicide at any time during the case's history is reported as a homicide regardless of whether the charge is reduced at resolution.

"Controlled Substance - Non Drug Court" are drug related cases that have never been accepted into drug court.  
"Drug Court" are cases that have been formally accepted into drug court (identified by orders).

Table 8. Comparison between SEA/KNT: Filings, Resolutions, and Pending Caseload  
King County Superior Court

	May 2019	Jun 2019	Jul 2019	Aug 2019	Sep 2019	Oct 2019	Nov 2019	Dec 2019	Jan 2020	Feb 2020	Mar 2020	Apr 2020
<b>Total Filings</b>												
SEA - # of Cases Filed	343	303	428	360	415	425	347	371	355	377	294	243
KNT - # of Cases Filed	184	208	227	286	245	245	185	273	244	214	178	173
SEA %	66%	59%	65%	56%	63%	63%	65%	63%	59%	63%	62%	58%
KNT %	35%	41%	35%	44%	37%	37%	35%	37%	41%	37%	38%	42%
<b>Total Resolutions</b>												
SEA - # of Cases Resolved	265	272	301	315	286	343	291	243	299	284	263	119
KNT - # of Cases Resolved	212	179	220	208	215	274	179	168	242	201	160	59
SEA %	56%	60%	58%	60%	57%	56%	62%	59%	56%	59%	62%	67%
KNT %	44%	40%	42%	40%	43%	44%	38%	41%	44%	41%	38%	33%
<b>Total Pending</b>												
SEA - # of Cases Pending	1983	2080	2238	2121	2248	2289	2200	2258	2329	2498	2743	2991
KNT - # of Cases Pending	1407	1469	1433	1426	1467	1466	2464	1446	1427	1439	1592	1769
SEA %	59%	59%	61%	60%	61%	61%	60%	61%	62%	63%	63%	63%
KNT %	42%	41%	39%	40%	40%	39%	40%	39%	38%	37%	37%	37%

Table 9. Drug Court Statistics  
King County Superior Court

Categories	May 2019	Jun 2019	Jul 2019	Aug 2019	Sep 2019	Oct 2019	Nov 2019	Dec 2019	Jan 2020	Feb 2020	Mar 2020	Apr 2020
Referrals	80	77	78	93	128	101	88	42	50	73	41	0
<i>Directly from PA</i>	29	44	52	56	86	64	40	29	34	33	24	0
<i>From Mainstream</i>	51	33	26	37	42	37	48	13	16	40	17	0
<b>Opt-in <sup>(1)</sup></b>	<b>42</b>	<b>27</b>	<b>22</b>	<b>31</b>	<b>30</b>	<b>24</b>	<b>37</b>	<b>19</b>	<b>21</b>	<b>27</b>	<b>5</b>	<b>0</b>
Graduations <sup>(2)</sup>	6	27	18	13	10	16	24	3	19	21	15	16
Terminations <sup>(3)</sup>	8	11	5	3	7	3	7	3	2	9	7	4
<b>Resolutions</b>	<b>14</b>	<b>38</b>	<b>23</b>	<b>16</b>	<b>17</b>	<b>19</b>	<b>31</b>	<b>6</b>	<b>21</b>	<b>30</b>	<b>22</b>	<b>20</b>
<b>Drug Court Pending</b>	<b>292</b>	<b>275</b>	<b>287</b>	<b>289</b>	<b>303</b>	<b>319</b>	<b>312</b>	<b>305</b>	<b>310</b>	<b>314</b>	<b>319</b>	<b>328</b>
<i>SEA Drug Court</i>	205	192	207	206	219	232	231	218	222	225	213	225
<i>KNT Drug Court</i>	87	83	80	83	84	87	81	87	88	89	106	103

- (1) Opt-in reflects the court order of participation.
- (2) Graduations are dismissals of opted-in cases after the completion of program.
- (3) Terminations are cases that fail in drug court.