



King County

Department of Judicial Administration

Barbara Miner

Director and Superior Court Clerk

(206) 296-9300 (206) 296-0100 TTY/TDD

King County Superior Court

Civil Department Statistical Report

March 2020

Department of Judicial Administration

Prepared by: Shiquan Liao, Ph.D., Statistician

April 20, 2020

Report #: CIVIL-2020-03

Seattle:
516 Third Avenue Room E609
Seattle, WA 98104-2386

Regional Justice Center:
401 Fourth Avenue North Room 2C
Kent, WA 98032-4429

Juvenile Division:
1211 East Alder Room 3015
Seattle, WA 98122-5598

Civil Statistics Summary

NOTE: Washington State Supreme Court orders related to the coronavirus pandemic, beginning March 2020, affect the statistics for the foreseeable future.

The civil statistics report provides an overview of caseload for the civil department. The report includes the number of filings, number of resolutions, number of pending cases, age of resolved cases, and age of pending cases for both SEA and KNT locations.

*The following categories are included in this report: **Civil, Domestic, Probate, Guardianship, Adoption, and Paternity.** This report includes all cases in these categories, regardless of whether or not a judge is assigned at filing.*

Please note that the category of “civil” in the tables of this report is more narrowly defined. Readers are encouraged to check the Appendix at the end of this report for precise definition of the terminology used in this report.

- **Filings (Table 1, Figures 1)**

In March 2020, the number of filings was 2,545 cases (SEA: 1,506; KNT: 1,039). Of these cases filed in March 2020, approximately 41% were KNT cases, and the remaining 59% were SEA cases.

- **Resolutions (Table 2, Figures 2)**

The total resolutions in March 2020 were 2,360 cases (SEA: 1,394, KNT: 966). Of those cases resolved in March 2020, about 41% of the resolutions were KNT cases.

- **Age of Resolved Cases (Table 3)**

Table 3 shows the comparison between the court-adopted timeline standard (as suggested by the State Advisory Committee) with the actual age of resolved cases (time from filing to resolution). Even though there is a difficulty in meeting the standard, the resolution time does not show any significant changes over time.

- **Pending Caseload (Table 4, Figures 3) and Age of Pending Cases (Table 5)**

At the end of March 2020, the pending caseload for the civil department was 13,665 cases (8,504 or 62% were SEA cases, and 5,161 or 38% were KNT cases). The age breakdown of pending cases is presented in Table 5. The pending caseload shows a number of “aged” cases remaining unresolved: SEA has 117 civil cases over 24 months, 163 domestic cases over 18 months on its pending caseload. MRJC has 47 general civil cases over 24 months and 198 domestic cases over 18 months on its pending caseload.

At the end of March 2020, there were 35 unresolved asbestos cases.

Conclusions: Filings in the reporting categories (civil, domestic, probate, guardianship, adoption and paternity) showed an upward trend in the last 2 years, while the resolutions were slightly lower than the filing volume in recent months. At the end of March 2020, the total pending caseload in the reporting categories was 13,665 cases. The pending caseload in the same reporting categories was 14143, 13413, 12362, 13567, 13295, 15059, and 14371 at the year end of 2013, 2014, 2015, 2016, 2017, 2018, and 2019 respectively.

Figure 1. Monthly Filings for SEA, KNT and SEA/KNT Combined

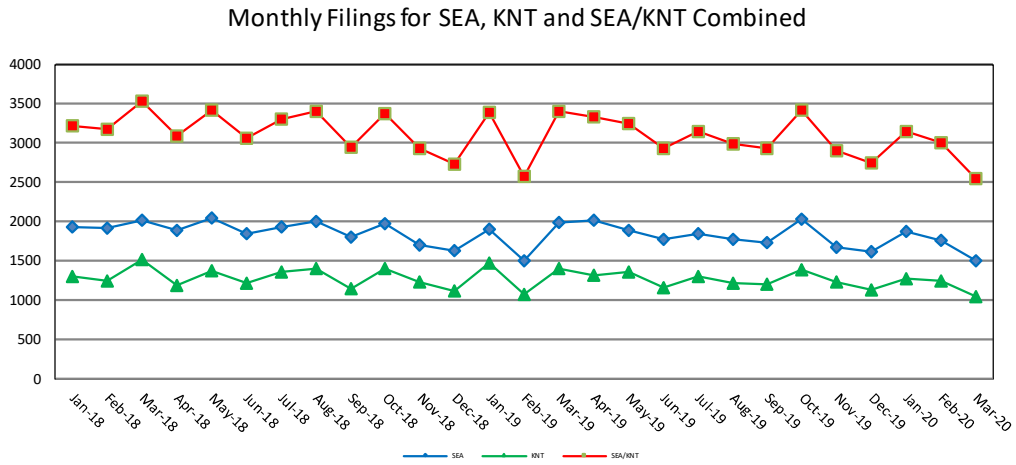


Figure 2. Monthly Resolutions for SEA, KNT and SEA/KNT Combined

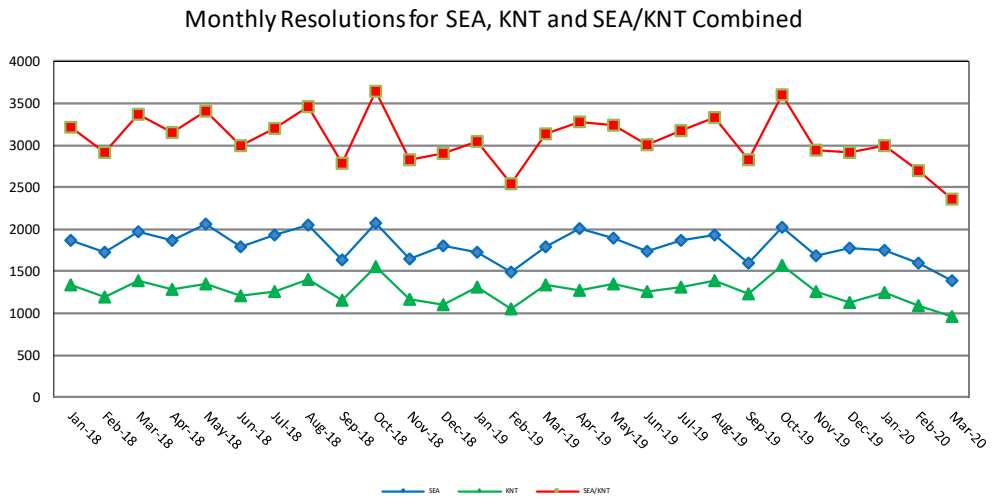


Figure 3. Monthly Pending Caseload for SEA, KNT and SEA/KNT Combined

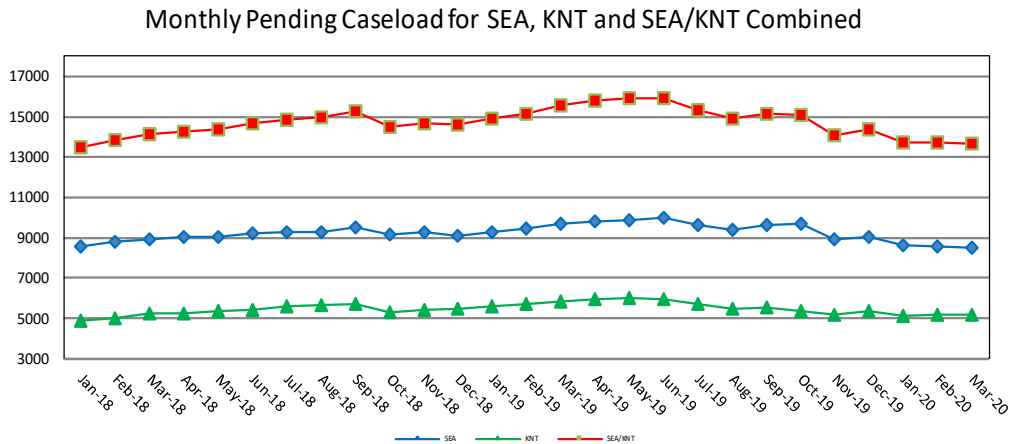


Table 1. Monthly New Filings

SEA	Jan	Feb	Mar	Apr	May	Jun	Jul	Aug	Sep	Oct	Nov	Dec
TOTAL - SEA												
2018	1927	1920	2010	1894	2042	1847	1930	2003	1801	1979	1704	1624
2019	1905	1508	1990	2010	1890	1778	1842	1778	1733	2035	1670	1616
2020	1879	1755	1506									
Civil⁽¹⁾ - SEA												
2018	993	1050	1084	977	1072	982	1115	1029	950	1067	933	825
2019	1003	799	1070	1025	1016	952	944	872	971	1158	892	892
2020	967	873	838									
Asbestos Cases - SEA												
2018	27	2	1	11	1	5	0	3	0	2	5	3
2019	6	0	0	1	2	2	3	1	1	2	5	1
2020	4	3	4									
Domestic - SEA												
2018	401	360	395	390	425	339	355	438	474	392	316	301
2019	372	257	379	401	343	334	375	420	357	393	336	273
2020	385	350	287									
Probate - SEA												
2018	406	420	438	425	423	414	371	423	303	409	363	401
2019	423	382	465	488	446	411	416	389	327	403	348	390
2020	441	429	315									
Guardianship - SEA												
2018	47	50	47	47	64	59	45	41	41	58	53	40
2019	52	41	39	37	26	35	48	41	32	27	44	28
2020	35	47	33									
Adoption - SEA												
2018	32	21	29	18	32	31	19	41	23	30	27	36
2019	22	19	17	39	27	25	35	37	24	32	25	21
2020	33	34	16									
Paternity - SEA												
2018	21	17	16	26	25	17	25	28	10	21	7	18
2019	27	10	20	19	30	19	21	18	21	20	20	11
2020	14	19	13									

KNT	Jan	Feb	Mar	Apr	May	Jun	Jul	Aug	Sep	Oct	Nov	Dec
TOTAL - KNT												
2018	1296	1249	1522	1189	1378	1219	1365	1398	1150	1400	1228	1111
2019	1480	1070	1408	1315	1354	1158	1303	1211	1200	1384	1232	1131
2020	1267	1242	1039									
Civil⁽¹⁾ - KNT												
2018	823	807	1019	736	868	763	948	877	805	905	827	742
2019	1003	711	888	810	870	695	826	688	725	848	777	743
2020	839	781	675									
Domestic - KNT												
2018	253	244	291	251	277	262	247	314	207	276	214	195
2019	244	174	271	279	253	253	264	279	261	286	269	207
2020	229	237	194									
Probate - KNT												
2018	144	122	156	133	162	137	108	134	93	148	130	118
2019	176	132	184	162	164	149	149	174	166	189	137	134
2020	155	153	129									
Guardianship - KNT												
2018	52	35	27	24	28	35	33	35	18	39	29	27
2019	18	24	26	28	23	21	25	30	13	15	17	16
2020	19	31	15									
Adoption - KNT												
2018	8	9	11	9	13	7	6	10	3	12	9	12
2019	18	24	26	28	23	21	25	30	13	15	18	8
2020	10	16	10									
Paternity - KNT												
2018	16	32	18	36	30	15	23	28	24	20	19	17
2019	31	16	21	16	30	26	26	24	27	26	24	23
2020	15	24	16									

Note: Table 1 presents total number of cases filed and designated to SEA and KNT.

(1) "Civil" includes all civil actions (including RALJ), except "Matters Filed with Clerk" (Tax Warrants, Abstract of Judgment, Foreign Judgment, and Transcript of Judgment), Domestic, Probate, Guardianship, Adoption, and Paternity cases.

Table 2. Monthly Resolutions

SEA	Jan	Feb	Mar	Apr	May	Jun	Jul	Aug	Sep	Oct	Nov	Dec
TOTAL - SEA												
2018	1874	1720	1977	1868	2057	1788	1936	2055	1630	2080	1652	1799
2019	1787	1493	1796	2005	1889	1737	1874	1939	1594	2027	1681	1775
2020	1748	1603	1394									
Civil ⁽¹⁾ - SEA												
2018	1024	895	1086	961	1157	955	1059	1187	958	1229	838	810
2019	972	763	946	969	1011	918	971	1037	880	1121	949	886
2020	917	849	776									
Asbestos Cases - SEA												
2018	6	4	3	28	5	4	1	1	2	6	1	2
2019	4	0	0	0	5	1	4	1	5	2	5	0
2020	2	0	3									
Domestic - SEA												
2018	383	332	342	362	400	320	406	358	312	368	387	515
2019	288	282	349	433	352	331	405	419	289	398	321	410
2020	329	283	256									
Probate - SEA												
2018	357	395	432	408	397	420	361	407	294	390	341	377
2019	431	380	444	512	431	404	436	380	337	407	324	389
2020	441	403	289									
Guardianship - SEA												
2018	55	61	58	65	53	46	66	49	28	50	28	36
2019	57	36	22	36	40	32	23	39	33	46	27	36
2020	25	34	46									
Adoption - SEA												
2018	34	13	28	25	26	27	28	32	17	19	39	29
2019	21	23	15	31	25	30	21	45	30	22	33	32
2020	15	21	15									
Paternity - SEA												
2018	15	20	28	19	19	16	15	21	19	18	18	30
2019	14	9	20	24	25	21	14	18	20	31	22	22
2020	19	13	9									

KNT	Jan	Feb	Mar	Apr	May	Jun	Jul	Aug	Sep	Oct	Nov	Dec
TOTAL - KNT												
2018	1341	1191	1388	1283	1352	1206	1265	1409	1154	1564	1174	1099
2019	1308	1048	1337	1270	1354	1266	1306	1388	1236	1576	1264	1137
2020	1242	1095	966									
Civil ⁽¹⁾ - KNT												
2018	886	766	879	824	855	784	827	951	777	1057	732	697
2019	865	677	866	776	866	800	822	887	784	1023	882	691
2020	801	677	648									
Domestic - KNT												
2018	242	241	274	265	277	237	261	254	234	291	271	240
2019	226	182	237	269	262	265	276	264	250	286	219	282
2020	248	231	160									
Probate - KNT												
2018	138	119	149	126	155	136	111	128	100	149	126	123
2019	171	149	187	162	160	139	151	159	159	206	125	121
2020	146	136	119									
Guardianship - KNT												
2018	36	35	40	36	31	24	34	26	24	32	15	16
2019	18	17	15	17	26	27	17	31	13	23	12	13
2020	14	20	18									
Adoption - KNT												
2018	6	11	17	10	8	2	10	12	2	8	10	7
2019	5	6	8	25	14	6	17	16	7	17	9	14
2020	12	8	8									
Paternity - KNT												
2018	33	19	29	22	26	23	22	38	17	27	20	16
2019	23	17	24	21	26	29	23	31	23	21	17	16
2020	21	23	13									

Note: Table 2 presents total number of resolutions of SEA and KNT cases.

(1) "Civil" includes all civil actions (including RALJ), except "Matters Filed with Clerk" (Tax Warrants, Abstract of Judgment, Foreign Judgment, and Transcript of Judgment), Domestic, Probate, Guardianship, Adoption, and Paternity cases.

Table 3. Percentage of Cases Resolved in Specified Time Intervals

SEA	Mar 2019	Apr 2019	May 2019	Jun 2019	Jul 2019	Aug 2019	Sep 2019	Oct 2019	Nov 2019	Dec 2019	Jan 2020	Feb 2020	Mar 2020
Civil⁽¹⁾ - SEA													
90% in 12 months	87%	87%	81%	88%	84%	80%	83%	81%	86%	88%	87%	86%	86%
98% in 18 months	98%	95%	91%	97%	98%	91%	95%	92%	95%	96%	96%	96%	96%
100% in 24 months	99%	99%	98%	99%	99%	98%	99%	98%	98%	98%	99%	98%	99%
Domestic - SEA													
90% in 8 months	60%	63%	61%	68%	70%	65%	70%	65%	69%	72%	66%	67%	57%
98% in 10 months	71%	75%	86%	80%	80%	74%	75%	73%	78%	81%	77%	75%	69%
100% in 14 months	93%	92%	90%	92%	93%	88%	89%	91%	91%	92%	92%	95%	87%
Probate - SEA													
90% in 8 months	97%	97%	97%	99%	99%	97%	97%	98%	95%	97%	99%	99%	97%
98% in 18 months	99%	99%	99%	100%	100%	98%	99%	100%	97%	100%	100%	99%	98%
100% in 36 months	99%	100%	100%	100%	100%	100%	99%	100%	97%	100%	100%	100%	99%
Guardianship - SEA													
90% in 8 months	96%	97%	89%	88%	94%	97%	94%	91%	93%	97%	100%	100%	96%
98% in 18 months	100%	100%	98%	91%	97%	100%	97%	100%	96%	100%	100%	100%	100%
100% in 36 months	100%	100%	100%	94%	100%	100%	97%	100%	96%	100%	100%	100%	100%
Adoption - SEA													
90% in 8 months	80%	78%	92%	83%	95%	93%	87%	91%	97%	97%	93%	81%	87%
98% in 10 months	93%	91%	100%	88%	95%	95%	94%	96%	97%	100%	100%	95%	87%
100% in 14 months	93%	100%	100%	100%	95%	100%	94%	100%	97%	100%	100%	95%	87%
Paternity - SEA													
90% in 8 months	75%	93%	74%	94%	92%	72%	95%	90%	82%	73%	79%	77%	33%
98% in 10 months	95%	100%	87%	94%	100%	89%	95%	97%	86%	86%	89%	85%	55%
100% in 14 months	100%	100%	100%	100%	100%	89%	100%	100%	96%	91%	95%	92%	88%
KNT													
Civil⁽¹⁾ - KNT													
90% in 12 months	86%	87%	87%	94%	92%	87%	90%	84%	92%	92%	94%	95%	93%
98% in 18 months	99%	95%	94%	98%	97%	92%	97%	91%	98%	98%	99%	98%	98%
100% in 24 months	99%	99%	99%	99%	99%	99%	99%	98%	99%	99%	99%	99%	99%
Domestic - KNT													
90% in 8 months	61%	63%	55%	64%	69%	65%	66%	69%	77%	76%	70%	70%	66%
98% in 10 months	70%	75%	68%	73%	76%	72%	74%	77%	83%	85%	78%	75%	80%
100% in 14 months	90%	92%	90%	91%	91%	83%	88%	90%	95%	95%	92%	88%	92%
Probate - KNT													
90% in 8 months	100%	97%	98%	98%	98%	97%	99%	99%	96%	98%	99%	99%	93%
98% in 18 months	100%	99%	99%	99%	99%	99%	100%	100%	98%	98%	100%	100%	97%
100% in 36 months	100%	100%	100%	100%	99%	100%	100%	100%	99%	99%	100%	100%	99%
Guardianship - KNT													
90% in 8 months	92%	97%	97%	97%	100%	100%	100%	91%	92%	100%	86%	95%	89%
98% in 18 months	96%	100%	100%	97%	100%	100%	100%	96%	100%	100%	93%	100%	95%
100% in 36 months	100%	100%	100%	97%	100%	100%	100%	100%	100%	100%	93%	100%	95%
Adoption - KNT													
90% in 8 months	88%	78%	93%	83%	92%	93%	86%	88%	100%	100%	83%	100%	100%
98% in 10 months	88%	92%	93%	100%	92%	100%	100%	94%	100%	100%	83%	100%	100%
100% in 14 months	88%	100%	100%	100%	92%	100%	100%	94%	100%	100%	100%	100%	100%
Paternity - KNT													
90% in 8 months	87%	93%	64%	68%	80%	77%	74%	91%	88%	63%	67%	83%	100%
98% in 10 months	96%	100%	92%	86%	95%	83%	91%	95%	88%	69%	81%	96%	100%
100% in 14 months	100%	100%	96%	89%	95%	90%	96%	95%	94%	100%	95%	96%	100%

Note: Table 3 presents the age of resolved cases – the time between filing and resolution, minus any suspense time if applicable. Modifications/Re-opened cases (under the original case number) are not included because SCOMIS currently lacks the capability in capturing re-opens and modifications.

Court adopted time guideline (based on suggestion from BJA State Advisory Committee, see LCR 4 official comment): (a) Civil - 90% by 360 days (12 months), 98% by 540 days (18 months); (b) Domestic - 90% by 240 days (8 months), 98% by 300 days (10 months); (c) Probate/Guardianship - 90% by 240 days (8 months), 98% by 540 days (18 months); (d) Adoption/Paternity - 90% by 240 days (8 months); 98% by 300 days (10 months).

(1) "Civil" includes all civil actions (including RALJ), except "Matters Filed with Clerk" (Tax Warrants, Abstract of Judgment, Foreign Judgment, and Transcript of Judgment), Domestic, Probate, Guardianship, Adoption, and Paternity cases. NOT including asbestos cases, starting June 2004.

Table 4. Monthly Pending Caseload

SEA	Jan	Feb	Mar	Apr	May	Jun	Jul	Aug	Sep	Oct	Nov	Dec
TOTAL - SEA												
2019	9301	9434	9708	9825	9897	10016	9613	9426	9631	9702	8893	9013
2020	8611	8550	8504									
Civil⁽¹⁾ - SEA												
2019	5211	5301	5479	5600	5663	5758	5381	5164	5287	5345	5280	5634
2020	5165	5043	5033									
Domestic - SEA												
2019	2632	2617	2641	2625	2610	2612	2553	2556	2631	2641	2696	2523
2020	2580	2596	2571									
Probate - SEA												
2019	923	951	995	991	1094	1116	1013	1131	1145	1167	491	464
2020	485	513	515									
Guardianship - SEA												
2019	261	292	316	328	246	252	372	289	290	274	157	146
2020	157	162	146									
Adoption - SEA												
2019	131	128	131	139	140	135	149	135	130	140	132	122
2020	140	152	151									
Paternity - SEA												
2019	102	104	105	100	105	103	107	113	114	103	103	92
2020	84	84	88									

KNT	Jan	Feb	Mar	Apr	May	Jun	Jul	Aug	Sep	Oct	Nov	Dec
TOTAL - KNT												
2019	5623	5715	5855	5958	6007	5933	5702	5496	5527	5387	5162	5358
2020	5116	5168	5161									
Civil⁽¹⁾ - KNT												
2019	3077	3257	3327	3404	3447	3373	3145	2901	2898	2760	2674	2961
2020	2702	2755	2754									
Domestic - KNT												
2019	1849	1848	1888	1894	1883	1866	1852	1873	1885	1889	1948	1861
2020	1867	1840	1830									
Probate - KNT												
2019	242	234	240	256	343	360	270	384	400	392	231	226
2020	236	252	263									
Guardianship - KNT												
2019	172	178	193	204	127	125	227	140	139	132	90	89
2020	96	99	94									
Adoption - KNT												
2019	49	56	66	62	62	70	65	65	66	69	68	62
2020	64	68	69									
Paternity - KNT												
2019	142	142	141	138	145	139	143	133	139	145	151	159
2020	151	154	151									

SEA/KNT	Jan	Feb	Mar	Apr	May	Jun	Jul	Aug	Sep	Oct	Nov	Dec
2019	14924	15149	15563	15783	15904	15949	15315	14922	15158	15089	14055	14371
2020	13727	13718	13665									

Note: Pending caseload = cases remain active and unresolved at the end of reporting period, excluding cases on suspense status (in arbitration, appeal).

(1) "Civil" includes all civil actions (including RALJ), except "Matters Filed with Clerk" (Tax Warrants, Abstract of Judgment, Foreign Judgment, and Transcript of Judgment), Domestic, Probate, Guardianship, Adoption, and Paternity cases. .

Table 5. Age of Pending Cases

SEA	Mar 2019	Apr 2019	May 2019	Jun 2019	Jul 2019	Aug 2019	Sep 2019	Oct 2019	Nov 2019	Dec 2019	Jan 2020	Feb 2020	Mar 2020
Civil (1) - SEA													
Median Age (50 th percentile) *	149	145	137	143	145	152	154	146	141	148	142	144	152
# of Cases in Age Interval													
0 - 120 days (0 - 4 months)	2388	2501	2543	2550	2327	2124	2176	2328	2399	2485	2233	2132	2101
121 - 240 days (5 - 8 months)	1379	1381	1450	1462	1442	1492	1498	1497	1362	1445	1332	1305	1330
241 - 360 days (9 - 12 months)	861	857	862	921	831	834	894	887	864	970	906	886	835
361 - 540 days (13 - 18 months)	594	597	562	575	500	460	446	413	447	512	450	475	526
541 - 720 days (19 - 24 months)	187	196	175	171	202	185	190	146	139	145	132	128	126
> 720 days (> 24 months)	111	110	110	119	117	107	117	106	103	109	112	117	117
Domestic - SEA													
Median Age (50 th percentile) *	142	124	121	117	120	116	117	114	120	131	129	134	139
# of Cases in Age Interval													
0 - 120 days (0 - 4 months)	1197	1298	1298	1318	1279	1299	1344	1349	1355	1192	1216	1203	1196
121 - 240 days (5 - 8 months)	728	638	610	586	624	664	643	680	683	649	690	703	718
241 - 360 days (9 - 12 months)	346	318	348	353	295	271	291	283	331	362	348	353	342
361 - 540 days (13 - 18 months)	203	190	176	176	173	153	179	156	150	143	157	159	152
> 540 days (> 18 months)	167	181	178	179	182	169	174	173	177	177	169	178	163
Probate - SEA													
Median Age (50 th percentile) *	507	532	505	526	617	576	601	611	366	355	333	313	335
# of Cases in Age Interval													
0 - 120 days (0 - 4 months)	170	150	201	196	106	164	151	160	141	134	150	168	150
121 - 240 days (5 - 8 months)	122	127	138	132	118	114	123	118	59	59	57	61	75
241 - 360 days (9 - 12 months)	83	72	88	106	109	142	133	122	43	41	43	43	42
361 - 540 days (13 - 18 months)	154	155	153	143	109	121	132	135	52	49	48	50	52
> 540 days (> 18 months)	466	487	514	539	571	590	606	632	196	181	187	191	196
Guardianship - SEA													
Median Age (50 th percentile) *	117	118	149	179	180	228	258	290	98	121	136	121	166
# of Cases in Age Interval													
0 - 120 days (0 - 4 months)	163	168	91	73	148	99	100	80	85	73	72	81	67
121 - 240 days (5 - 8 months)	59	65	80	88	87	61	33	27	8	11	22	21	20
241 - 360 days (9 - 12 months)	27	24	9	23	50	58	81	78	16	15	9	7	3
361 - 540 days (13 - 18 months)	32	30	16	15	29	13	17	29	14	13	19	18	19
> 540 days (> 18 months)	35	41	50	53	58	58	59	60	34	34	35	35	37
Adoption - SEA													
Median Age (50 th percentile) *	152	148	166	177	155	171	168	161	204	260	223	156	179
# of Cases in Age Interval													
0 - 120 days (0 - 4 months)	51	56	56	53	66	57	54	60	46	38	54	64	62
121 - 240 days (5 - 8 months)	31	34	33	28	26	20	16	19	25	21	20	21	20
241 - 360 days (9 - 12 months)	12	12	10	13	15	19	19	14	10	9	9	8	12
361 - 540 days (13 - 18 months)	10	6	8	6	8	6	8	13	15	18	20	23	20
> 540 days (> 18 months)	27	31	33	35	34	33	33	34	36	36	37	36	37
Paternity - SEA													
Median Age (50 th percentile) *	87	90	66	80	75	94	99	105	110	117	125	123	119
# of Cases in Age Interval													
0 - 120 days (0 - 4 months)	65	65	71	73	74	71	66	58	53	48	39	41	46
121 - 240 days (5 - 8 months)	24	21	23	20	22	28	30	28	28	22	24	24	22
241 - 360 days (9 - 12 months)	11	9	5	3	3	6	9	8	13	12	12	11	11
361 - 540 days (13 - 18 months)	3	3	4	4	3	3	4	4	3	4	4	3	5
> 540 days (> 18 months)	2	2	2	3	5	5	5	5	6	6	5	5	4

*Age of active pending cases is time elapsed from filing date to the end of the reporting period, minus any suspense time (in appeal, stay, mediation, arbitration) if applicable. The "median age" indicates the age of half (50%) of the pending cases (half are more, half are less) than the number of days indicated in the table.

(1) "Civil" includes all civil actions (including RALJ), except "Matters Filed with Clerk" (Tax Warrants, Abstract of Judgment, Foreign Judgment, and Transcript of Judgment), Domestic, Probate, Guardianship, Adoption, and Paternity cases. Also, Starting June 2004, asbestos cases have been separated out.

Table 5. Age of Pending Cases (cont.)

KNT	Mar 2019	Apr 2019	May 2019	Jun 2019	Jul 2019	Aug 2019	Sep 2019	Oct 2019	Nov 2019	Dec 2019	Jan 2020	Feb 2020	Mar 2020
Civil⁽¹⁾ - KNT													
Median Age (50 th percentile) *	123	133	128	135	140	156	161	148	131	138	128	128	139
# of Cases in Age Interval													
0 - 120 days (0 - 4 months)	1628	1618	1589	1546	1370	1158	1162	1221	1264	1357	1295	1324	1260
121 - 240 days (5 - 8 months)	815	880	957	880	857	867	808	781	662	738	618	602	659
241 - 360 days (9 - 12 months)	405	421	470	516	495	498	541	457	442	495	437	457	398
361 - 540 days (13 - 18 months)	346	335	270	257	225	214	212	208	212	262	251	259	302
541 - 720 days (19 - 24 months)	88	102	118	132	150	111	118	47	43	58	55	68	88
> 720 days (> 24 months)	45	48	43	42	48	53	57	46	51	51	46	45	47
Domestic- KNT													
Median Age (50 th percentile) *	150	141	129	118	126	123	118	114	119	130	137	138	146
# of Cases in Age Interval													
0 - 120 days (0 - 4 months)	820	877	899	934	906	919	959	963	983	895	849	820	793
121 - 240 days (5 - 8 months)	460	397	413	383	411	450	439	463	458	456	514	497	494
241 - 360 days (9 - 12 months)	272	266	229	216	204	187	185	169	206	207	194	228	247
361 - 540 days (13 - 18 months)	139	152	152	143	134	121	110	95	95	100	102	85	98
> 540 days (> 18 months)	197	202	190	190	197	196	192	199	206	203	208	210	198
Probate - KNT													
Median Age (50 th percentile) *	604	575	480	491	608	521	496	557	282	254	262	227	189
# of Cases in Age Interval													
0 - 120 days (0 - 4 months)	32	42	78	92	42	100	96	80	85	86	90	102	107
121 - 240 days (5 - 8 months)	24	24	38	28	26	34	50	55	29	24	23	26	34
241 - 360 days (9 - 12 months)	18	19	23	25	20	32	31	22	8	9	14	16	16
361 - 540 days (13 - 18 months)	37	37	48	53	35	36	30	37	17	16	17	15	11
> 540 days (> 18 months)	129	134	156	162	147	182	193	198	92	91	92	93	95
Guardianship - KNT													
Median Age (50 th percentile) *	130	132	120	150	159	170	200	247	140	148	111	99	112
# of Cases in Age Interval													
0 - 120 days (0 - 4 months)	92	101	64	52	102	62	55	43	40	42	49	56	48
121 - 240 days (5 - 8 months)	25	28	22	29	33	26	24	22	16	13	11	11	12
241 - 360 days (9 - 12 months)	16	12	7	9	21	13	17	23	8	10	10	4	5
361 - 540 days (13 - 18 months)	25	26	12	12	19	12	16	15	8	6	7	9	9
> 540 days (> 18 months)	35	37	22	23	52	27	27	29	18	18	19	19	20
Adoption - KNT													
Median Age (50 th percentile) *	133	129	145	130	162	172	200	224	256	292	322	320	347
# of Cases in Age Interval													
0 - 120 days (0 - 4 months)	32	30	29	34	23	21	22	29	25	15	15	17	19
121 - 240 days (5 - 8 months)	13	13	15	13	17	17	16	11	8	9	10	14	11
241 - 360 days (9 - 12 months)	11	9	4	8	10	10	11	9	12	13	13	8	6
361 - 540 days (13 - 18 months)	3	3	6	7	7	9	9	11	10	12	12	13	17
> 540 days (> 18 months)	7	7	8	8	8	8	8	9	13	13	14	16	16
Paternity - KNT													
Median Age (50 th percentile) *	105	113	105	94	89	82	88	94	99	99	102	112	127
# of Cases in Age Interval													
0 - 120 days (0 - 4 months)	78	76	79	83	88	87	92	91	91	89	84	84	71
121 - 240 days (5 - 8 months)	37	36	44	37	40	29	28	33	38	47	48	45	53
241 - 360 days (9 - 12 months)	15	17	10	8	6	10	13	16	17	13	9	16	18
361 - 540 days (13 - 18 months)	8	7	10	9	7	6	5	4	3	6	7	6	7
> 540 days (> 18 months)	3	2	2	2	2	1	1	1	2	4	3	3	2

*Age of active pending cases is time elapsed from filing date to the end of the reporting period, minus any suspense time (in appeal, stay, mediation, arbitration) if applicable. The "median age" indicates the age of half (50%) of the pending cases (half are more, half are less) than the number of days indicated in the table.

(1) "Civil" includes all civil actions (including RALJ), except "Matters Filed with Clerk" (Tax Warrants, Abstract of Judgment, Foreign Judgment, and Transcript of Judgment), Domestic, Probate, Guardianship, Adoption, and Paternity cases.

Table 6. SEA/KNT Filings, Resolutions, and Pending Caseload as a Percentage of All Cases

	Mar 2019	Apr 2019	May 2019	Jun 2019	Jul 2019	Aug 2019	Sep 2019	Oct 2019	Nov 2019	Dec 2019	Jan 2020	Feb 2020	Mar 2020
Total Filings ⁽¹⁾													
SEA - # of Cases Filed	1990	2010	1890	1778	1842	1778	1733	2035	1670	1616	1879	1755	1506
KNT - # of Cases Filed	1408	1315	1354	1158	1303	1211	1200	1384	1232	1131	1267	1242	1039
SEA %	59%	60%	58%	61%	59%	59%	59%	60%	58%	59%	59%	59%	59%
KNT %	41%	40%	42%	39%	41%	41%	41%	40%	42%	41%	41%	41%	41%
Total Resolutions ⁽¹⁾													
SEA - # of Cases Resolved	1796	2005	1889	1737	1874	1939	1594	2027	1681	1775	1748	1603	1394
KNT - # of Cases Resolved	1337	1270	1354	1266	1306	1388	1236	1576	1264	1137	1242	1095	966
SEA %	57%	61%	58%	58%	59%	58%	56%	56%	57%	61%	58%	59%	59%
KNT %	43%	39%	42%	42%	41%	42%	44%	44%	43%	39%	42%	41%	41%
Total Pending Cases ⁽¹⁾													
SEA - # of Cases Pending	9708	9825	9897	10016	9613	9426	9631	9702	8893	9013	8611	8550	8504
KNT - # of Cases Pending	5855	5958	6007	5933	5702	5496	5527	5387	5162	5358	5116	5168	5161
SEA %	62%	62%	62%	63%	63%	63%	64%	64%	63%	63%	63%	62%	62%
KNT %	38%	38%	38%	37%	37%	37%	36%	36%	37%	37%	37%	38%	38%

Note: Include civil actions (including RALJ, asbestos cases), except "Matters Filed with Clerk" (Tax Warrants, Abstract of Judgment, Foreign Judgment, and Transcript of Judgment), domestic, probate, guardianship, adoption, and paternity cases.

(1) These categories include cases (case types 2, 3, 4 and 5).

Table 7. Asbestos Cases: Filings, Resolutions, Pending Resolution

	Mar 2019	Apr 2019	May 2019	Jun 2019	Jul 2019	Aug 2019	Sep 2019	Oct 2019	Nov 2019	Dec 2019	Jan 2020	Feb 2020	Mar 2020
Filings	0	1	2	2	3	1	1	2	5	1	4	3	4
Resolutions	0	0	5	1	4	1	5	2	5	0	2	0	3
Active Cases by Filing Year *	2014	3	3	3	3	3	3	2	1	1	1	1	0
	2015	0	0	0	0	0	0	0	0	0	0	0	0
	2016	2	2	2	2	2	1	1	1	0	0	0	0
	2017	8	8	5	4	2	2	2	2	2	2	2	2
	2018	22	22	20	20	18	18	16	13	12	10	9	9
	2019	6	7	9	11	13	14	13	15	19	19	17	18
	2020											4	7
	Total	41	42	39	40	38	38	34	32	34	32	33	37

* Including "ACT", "RSTY", and "RAPP" status.

Bankruptcy cases are treated as "resolved and completed" cases and therefore no longer counted in this table starting March 2005.

Appendix Glossary and Definition

Active Status

A case is active if it is not on suspense status (see Suspense Status).

Adoption and paternity Cases (case type 5)

ADP - Adoption
CFI - Confidential Intermediary
CHN - Confidential Change of Name
DIP - Disestablishment of Parentage
MDS - Modification/Support Only
MOD - Modification
MSC - Miscellaneous
OAA - Open Adoption Agreement
PAD - De Facto Parentage
PAG - Pre Birth Establish Parentage Genetic
PAS - Establish Parentage Gestational Surrogacy
PAT - Parentage
PPR - Initial Pre Placement Report
PRC - Parentage Rescission/Challenge
PUR - Parentage (URES/EIFSA)
REL - Relinquishment
ROB - Relocation Objection
TER - Termination of Parental Rights

Case

A case is defined as a filing with an assigned case number.

Civil Cases (case type 2, no RALJ)

ALR - Administrative Law Review
ALRLI - L&I Administrative Law Review
AOD - Assurance of Discontinuance
ASB - Asbestos
ASP - Asbestos Personal Injury
ASW - Asbestos Wrongful Death
BAT - Petition to Appeal/Amend Ballot Title
CAA - Motion to Confirm/Compel Arbitration Award
CFJ - Petition for Order Granting Judgment on Confession of Judgment
CHN - Non Confidential Change of Name
COL - Collection
COM - Commercial
CON - Condemnation
CRP - Certificate of Restoration of Opportunity
CRR - Petition for Certificate of Rehabilitation
DOL - Appeal Licensing Revocation
DSF - Notice of Deposit of Surplus Funds from Trustee's Sale of Real Property
DVP - Domestic Violence
ECP - Enforcement of Canadian Protection Order
EOM - Emancipation of Minor
FOR - Foreclosure
FPO - Foreign Protection Order
FVL - Motion to Show Cause /Frivolous Lien
HAR - Unlawful Harassment
HSI - Application for Health & Safety Inspection
INJ - Injunction
IPL - Complaint for Interpleader
LUP - Land Use Petition
MAL - Other Malpractice
MED - Medical Malpractice
MER - Meretricious Relationships
MHA - Malicious Harassment
MSC - Miscellaneous
MST - Minor Settlement
MWP - Minor Work Permit
NJF - Non Judicial Filing
OSS - Petition to Issue Out of State Subpoena
PBC - Petition for Birth Certificate Change
PBJ - Petition for Justification /Bail Bond Company
PCC - Petition for Civil Commitment
PFA - Property Fairness Act
PIN - Personal Injury
PPT - Petition for Perpetuation of Testimony
PRA - Public Records Act
PRG - Property Damage /Gangs

PRP - Property Damage
PVO - Petition for Vehicle Ownership
QTI - Quiet Title
RCV - Petition to Appoint Receiver
RDR - Relief from Duty to Register
RFR - Restoration of Firearms Rights
RRC - Remove Restricted Covenant
SCA - Small Claims Appeal
SDR - School District /Required Action Plan
SER - Subdivision Election Process Law Review
SPC - Seizure of Property From Commission of a Crime
SPR - Seizure of Property Resulting From a Crime
STK - Stalking Protection
SXP - Sexual Assault Protection
TMV - Tort /Motor Vehicle
TSS - Petition for Approval of Transfer of Structured Settlement
TTO - Tort /Other
UND - Unlawful Detainer
VAP - Vulnerable Adult Protection Order
VEP - Voter Election Process Law Review
VVT - Victims of Motor Vehicle Theft /Civil Action
WDE - Wrongful Death
WHC - Writ of Habeas Corpus
WMW - Miscellaneous Writs
WRM - Writ of Mandamus
WRR - Writ of Restitution
WRV - Writ of Review
XRP - Extreme Risk Protection Order

Completion

A case is completed if dispositive document is filed with the court following resolution.

Domestic Cases (case type 3)

CIR - Committed Intimate Relationship
CUS - Child Custody
DIC - Dissolution w/ Children
DIN - Dissolution no Children
DIS - Dissolution
DPC - Dissolution of Domestic Partnership w/ Children
DPN - Dissolution of Domestic Partnership /No Children
FJU - Out of State Support Registration /Foreign Judgment
INC - Annulment /Inv of Marriage w/ Children
IND - Annulment /Inv of Domestic Partnership w/ Children
INP - Invalidity, Domestic Partnership
INV - Annulment /Invalidity
MDS - Modification/Support Only
MOD - Modification
MSC - Miscellaneous
MWA - Mandatory Wage Assignment
OSC - Out of State Custody
PPS - Parenting Plan / Child Support
PSO - Petition for Entry of KC Support Order
RCV - Relative Child Visitation
RIC - Reciprocal, Resp in County
ROB - Relocation /Objection
ROC - Reciprocal, Resp out of County
RVC - Relative Child Visits
SDC - Legal Separation, Domestic Partnership w/ Children
SEC - Legal Separation w/ Children
SEP - Legal Separation
SPD - Legal Separation, Domestic Partnership /No Children
TSS - Structured Settlement

EFC - Extended Foster Care, Dependency
GFC - Guardianship Foster Children
RPR - Reinstatement of Parental Rights
RVS - Relative Visitation
TRU - Truancy
VYG - Vulnerable Youth Guardianship

Probate and Guardianship Cases (case type 5)

ABS - Absentee
AOS - Affidavit of Successor
ASE - Affidavit of Small Estate
DSC - Disclaimer
EST - Estate
FNW - Foreign Will
G/E - Guardianship/Estate
GDE - Guardianship of the Estate
GDN - Guardianship
GDP - Guardianship of the Person
LGD - Limited Guardianship
LGE - Limited Guardianship of the Estate
LGP - Limited Guardianship of the Person
MGD - Minor Guardianship
MSC - Miscellaneous
MST - Minor Settlement
NJB - Non Judicial Binding/TEDRA Agreement
NNC - Non Probate Notice to Creditor
POA - Petition for Relief (RCW 11.94) /Power of Attorney
RGR - Registration of Guardianship
RTR - Registration of Trust /Trust Situs
SNT - Special Needs Trust
TDR - Trust/Estate Dispute Resolution
TRS - Trust
WLL - Will Only

Resolution

A case is resolved if all issues in the complaint are fully adjudicated.

Suspended Case

A case is placed in suspense status from active status during the reporting period.

Suspense Status

A case is on suspense status if it is on warrant, appeal, stay, mediation, arbitration ("Deferred Prosecution" is not a suspense status, but is treated as a resolution).