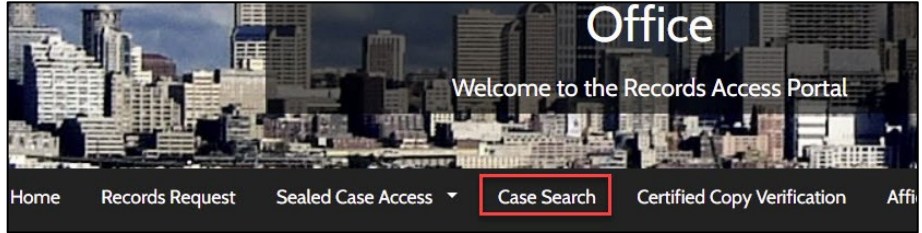
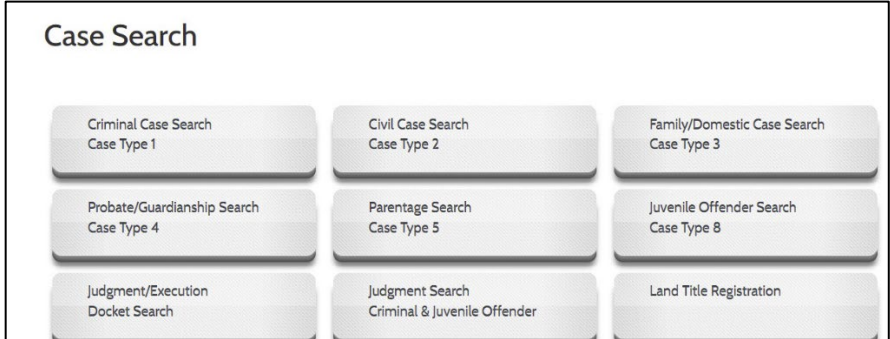
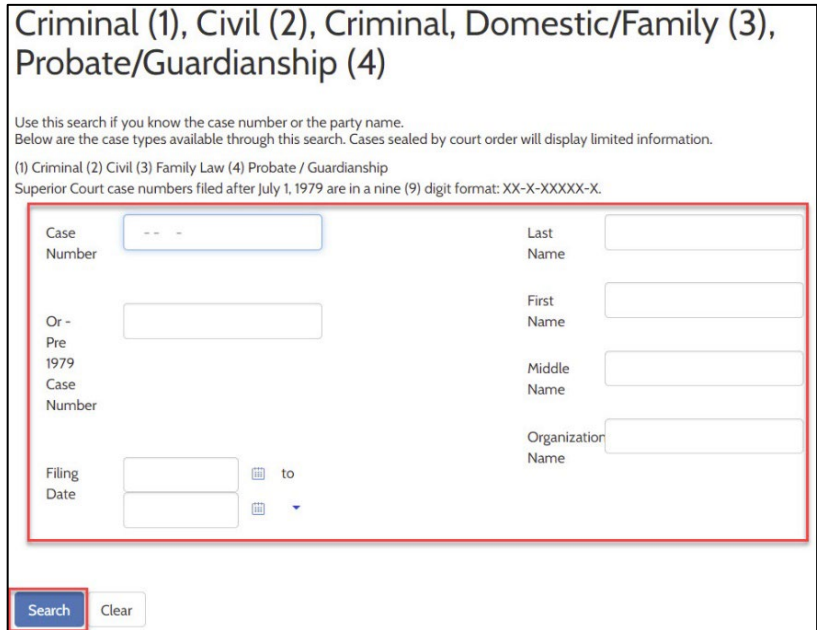




GUÍA DE INICIO RÁPIDO DEL PORTAL KC SCRIPT: SOLICITUD DE UNA EXENCIÓN DE CUOTAS

Esta guía de inicio rápido le mostrará cómo enviar una solicitud de exención de cuotas en un caso.

Nota: Para hacer esto, debe iniciar sesión en su cuenta del portal.

<p>1. Haga clic en Case Search (Búsqueda de casos) en la barra de navegación superior.</p>	
<p>2. Seleccione la búsqueda correcta para el tipo de caso.</p>	
<p>3. Escriba la información de su caso. Oprima el botón Search (Buscar).</p>	

4. Haga clic en el enlace con el número de caso en color azul.

Case Number	Filing Date	Case Name	Charge/Cause of Action	Next Hearing	Status
2021-000000-0000	01/04/2021	WILLIAM W. HARRIS	Domestic Violence		Completed 01/04/2021

Results 1 - 1

5. Haga clic en el botón Request Fee Waiver (Solicitar exención de cuotas).

Domestic Violence - Completed/Re-Completed

Request Access to Sealed Documents Request Fee Waiver Purchase/View Court records

Summary Participants Document List Events Judgments

Case Summary

6. Lea la información sobre la exención de cuotas.

Request Fee Waiver

Request Fee Waiver

Fee Waiver Information

Instructions for a Clerk's Fee Waiver King County Superior Court Clerk's Office

The Clerk's Office provides access to some Clerk-related services. If qualified for a fee waiver you will be provided with a 12 month access to specific records without cost.

Services that are covered with a Clerk fee waiver are:

- View/Download documents online for the requested case
- Records Requests
- Ex-parte via the Clerk
- Ex-parte Expedited

Note: certain department policies apply that may limit the number of services provided by Clerk's office free of charge.

When requesting for a fee waiver you must provide the following:

1. Affidavit in Support of Clerk's Fee Waiver Request; and one of the options below:
 - a. Benefit Award Letter (Customer to upload)
 - b. Financial Declaration form
 - c. Identify if there is already a court order in your case that finds you indigent based on your income and financial needs.

7. Seleccione su motivo para solicitar una exención de cuotas.

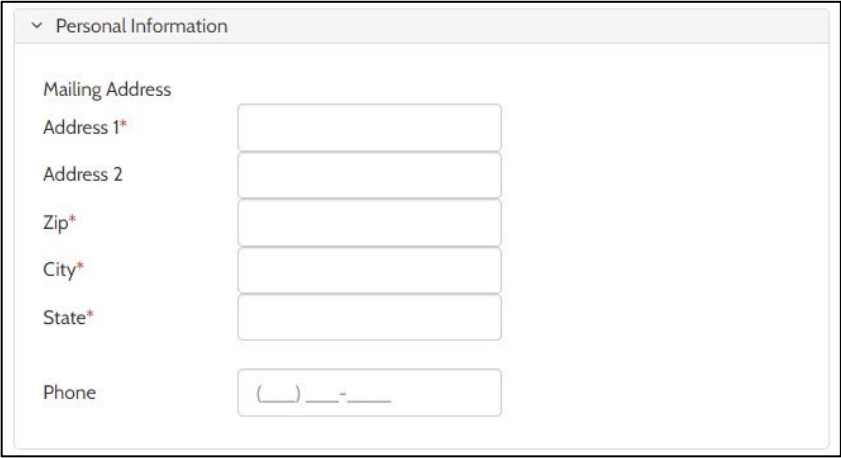
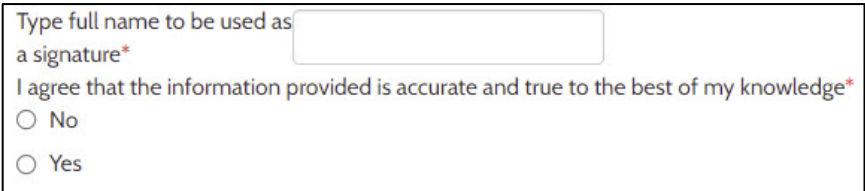

Request

Email Address*

To start your Fee Waiver request, please choose one of the following:

Select One*

- I am asking for a Clerk fee waiver and submitting a copy of a valid Benefits Awards letter
- I am asking for a Clerk fee waiver and will be providing the information for Financial Declaration
- I am asking for a Clerk fee waiver and will provide the sub number of the court order finding me indigent based on my income and financial needs

<p>8. Llene los espacios requeridos y cargue los documentos necesarios.</p>	
<p>9. Escriba su nombre en el cuadro y seleccione Yes (Sí) o No.</p>	
<p>10. Oprima el botón Proceed (Continuar).</p>	
<p>11. Su solicitud será analizada en un plazo de 1-2 días hábiles. Se le notificará por correo electrónico y por mensaje en My Messages del estado de su solicitud.</p>	