
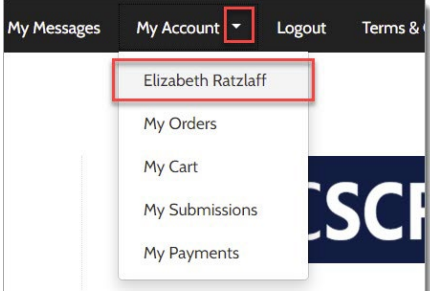
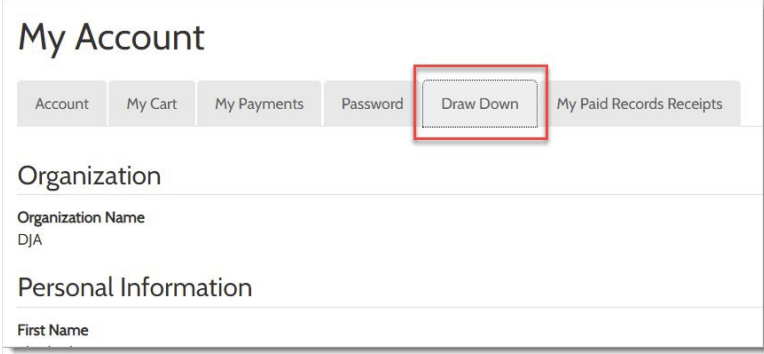




# HAGAHA BILAABIDA DEGDEGGA AH EE BARTA KC SCRIPT: SAMAYSASHADA AKOONKA DEYNTA

Hagaha bilowga ee degdega ah wuxuu ku tusi doonaa sida akoon cusub oo akoonka deynta ah loogu sameeyo urukaaga/hay'adaada iyadoo la isticmaalayo Barta KC Script.

Fiiro gaar ah: Si aad sidaas u sameeyso, waa in aad ku jirtaa Barta Akoonkaaga.

|  |  |
|--|--|
| <p>1. Xafiiska Karaaniga kala xiriir 206-477-0812 ama <a href="mailto:kcch.djaaccounting@kingcounty.gov">kcch.djaaccounting@kingcounty.gov</a>.</p> <p>Shaqaalaha waxay ku siin doonaan Draw Down Account Activation Code (Koodhka Ka Shaqeysiinta Akoonka Deynta) si aad u gasho inta lagu jiro hannaanka abuurista/samaynta akoontiga.</p> |    |
| <p>2. Guji falaarta hoos-u-jeeda ee My Account (Akoonkayga) oo ku taala dhanka sare ee meenuuga hagitaanka, kadibna guji magacaaga.</p>  |  |
| <p>3. Guji badhanka Draw Down (Akoonka Deynta).</p>  |  |

4. Guji badhanka New Draw Down Account (Akoonka Cusub ee Deynta).

The screenshot shows the 'My Account' page with a navigation bar containing 'Account', 'My Cart', 'My Payments', 'Password', 'Draw Down', and 'My Paid Records Receipts'. Below the navigation bar, there are three buttons: 'New Draw Down Account' (highlighted with a red box), 'Reset Password', and 'Add Funds'. Below these buttons is a table with columns 'Code' and 'Name', and a message 'No draw down agency available.'

5. Geli Koodhka Akoonka Cusub (Draw Down Account Code).

Fiiro gaar ah: Koodhkani wuxuu noqon karaa wax kasta oo aad rabto laakiin waa inuu ku bilaabmaa "D\_".

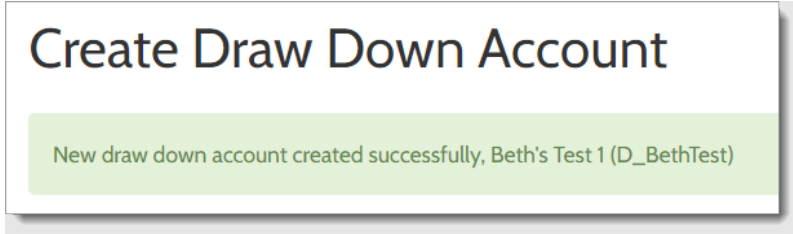
Wuxuu la mid yahay magaca isticmaalaha waxaana la isticmaali/la galin doonaa mar kasta oo isticmaaluhu lacag kala baxayo akoonkan deynta (Draw Down Account).

The screenshot shows the 'Create Draw Down Account' form. It has a title 'Create Draw Down Account' and a label 'New Draw Down Account Code \*'. Below the label is a text input field containing 'D\_'. Below the field is a note: 'Enter the new draw down account code, please do not remove the prefix if already show in the text field'.

6. Geli Magaca Cusub ee Akoonka Deynta una sameey Baaswaadhka Akoonka Deynta.

Fiiro gaar ah: Baaswaadhka aad halkan geliso waxa isticmaali doona qof kasta oo lacag ku bixinaya akoonkan Deynta ah.

The screenshot shows the 'Create Draw Down Account' form. It has a label 'New Draw Down Account Name \*' above a text input field. Below the field is a note: 'Enter the new draw down account name'. Below that is a label 'Draw Down Account password \*' above a text input field. Below that is a label 'Confirm Draw Down Account password \*' above another text input field. At the bottom, there is a note: 'Create the password for this draw down account. Password must be 7 to 28 characters, and contain at least one: upper case, lower case, number, and special character. Your users will enter this password when paying with this account.'

|  |  |
|--|--|
| <p>7. Geli Koodhka Ka Shaqeysiinta Koonka Deynta ee aad ka heshay Xafiiska Karaaniga xilligii talaabada 1-aad.</p>   |    |
| <p>8. Buuxi macluumaadkaaga intiisa kale, oo ay ka mid yihiin magaca lacag-bixiyaha, ciwaanka, iyo macluumaadka lagala xiriiri karo.</p> <p>Fiiro gaar ah: Magaca lacag-bixiyaha ayaa la isticmaali doonaa haddii haraaga akoonka deynta dib loo soo celiyo.</p> |   |
| <p>9. Guji badhanka Submit (Gudbi) si aad u dhamaystirto hannaanka samaynta akoonka.</p>   |  |
| <p>10. Marka akoonkaaga deynta la sameeyo, waxaad fariinta guusha oo cagaaran ku arki doontaa xagga sare ee bogga.</p>   |  |